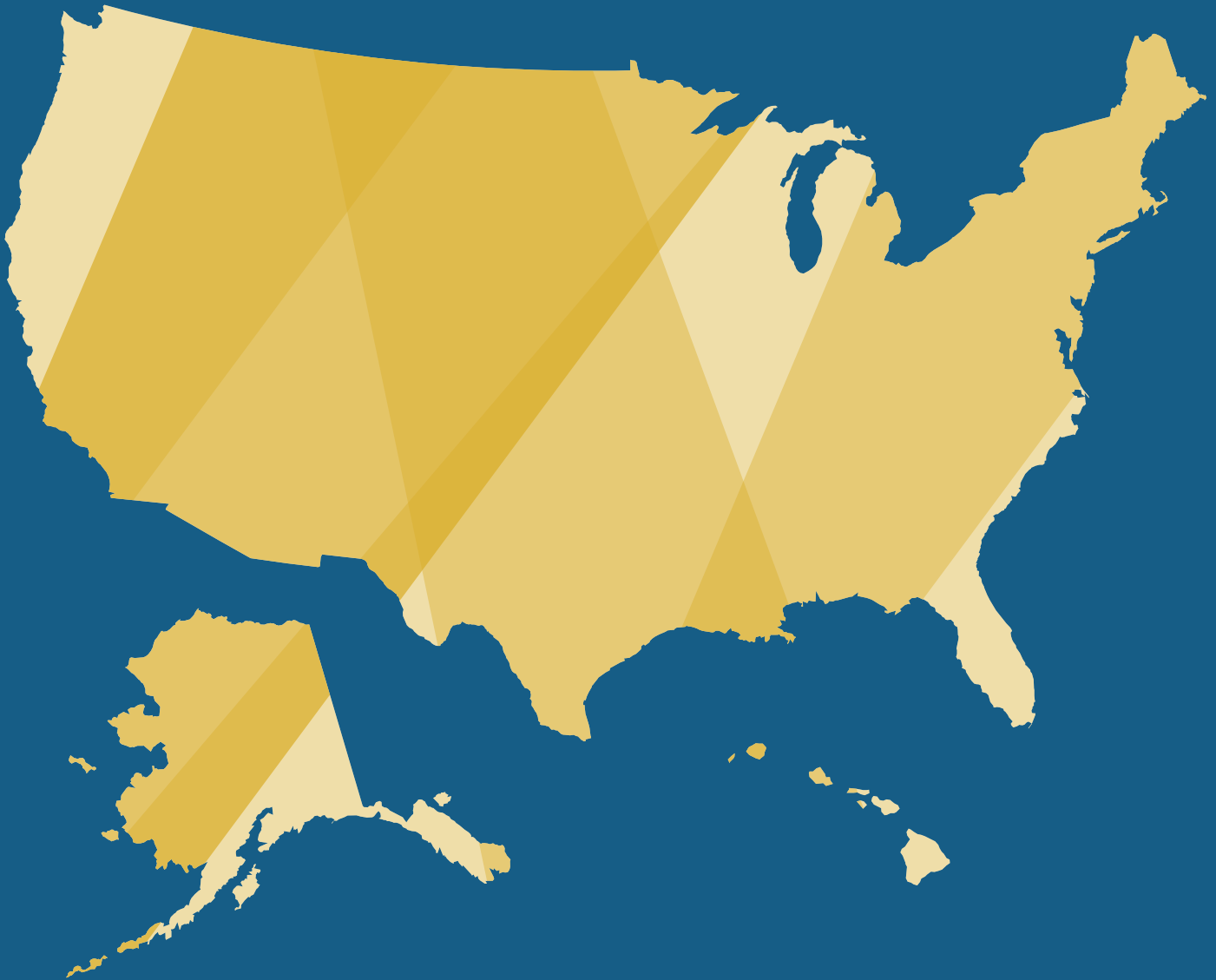


Energy Efficiency Jobs in America

2.3 MILLION AMERICANS WORK IN ENERGY EFFICIENCY

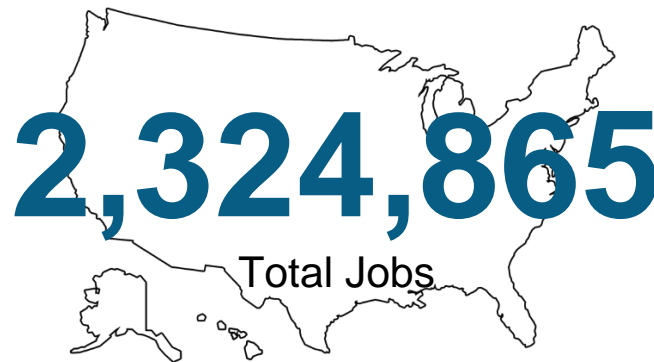


SEPTEMBER 2019

#FacesOfEE

Energy Efficiency Jobs in America

September 2019



Contents

Introduction and Overview

Alabama

Alaska

Arizona

Arkansas

California

Colorado

Connecticut

Delaware

District of Columbia

Florida

Georgia

Hawaii

Idaho

Illinois

Indiana

Iowa

Kansas

Kentucky

Louisiana

Maine

Maryland

Massachusetts

Michigan

Minnesota

Mississippi

Missouri

Montana

Nebraska

Nevada

New Hampshire

New Jersey

New Mexico

New York

North Carolina

North Dakota

Ohio

Oklahoma

Oregon

Pennsylvania

Rhode Island

South Carolina

South Dakota

Tennessee

Texas

Utah

Vermont

Virginia

Washington

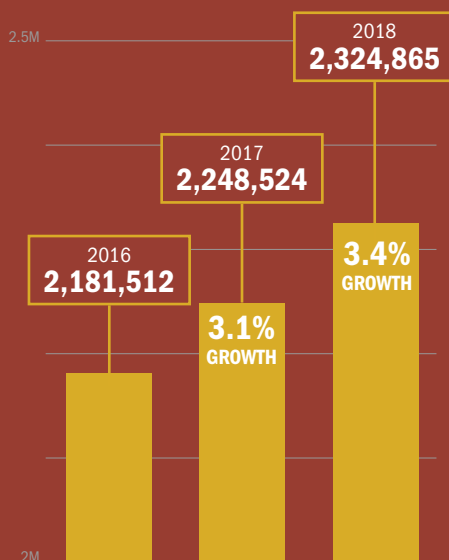
West Virginia

Wisconsin

Wyoming

ENERGY EFFICIENCY JOBS IN AMERICA 2019¹

JOB GROWTH TREND



IN PERSPECTIVE

No. 1

Energy efficiency is the fastest-growing jobs sector in the energy industry, accounting for about half (76,000) of the entire energy industry's new jobs (151,700) in 2018

10%

Percentage of energy efficiency jobs held by veterans (236,000), greater than the national average of veterans in the workforce (6%)

321,582

The number of manufacturing jobs in energy efficiency, an increase of nearly 10% in 2018 alone

2X

Energy efficiency employs twice as many workers in the U.S. as the entire fossil fuel industry



1 of every 4 jobs in the U.S. energy sector is in energy efficiency

LEADING AMERICA'S ENERGY SECTOR WORKFORCE

For the second year in a row, America's energy efficiency businesses led the nation's energy economy in creating jobs—accounting for about half (76,000) of the sector's entire job growth in 2018 (151,700). Energy efficiency employs more Americans than the entire fossil fuel industry in 41 states and the District of Columbia, and twice as many nationwide.

Energy efficiency's consistently strong year-over-year job growth—and growing integration in the economic value chain and built environment—is turning the industry into the energy sector's most viable (and efficient) job creator. Across every time zone, state, county line, and even zip code, energy efficiency solutions are advancing economic opportunities for American workers and their families. Jobs that will grow locally, jobs that become careers, and jobs that cannot be outsourced.

A BIGGER PICTURE

This report focuses solely on the energy efficiency sector of the economy. Jobs in retail trade, vehicle efficiency-related work, and the 4.2 million jobs related to efficient manufacturing processes are excluded from these numbers.

PRESENTED BY

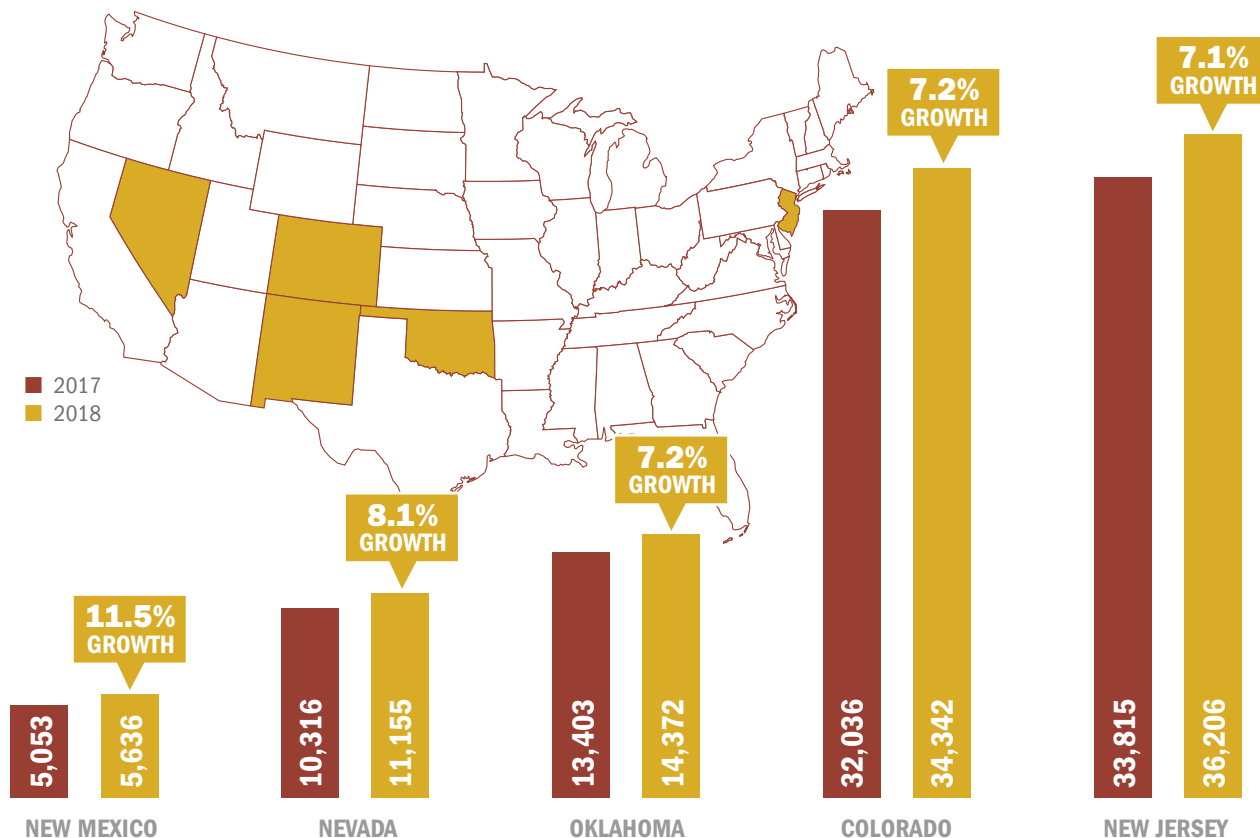


WWW.E2.ORG
@E2ORG
#EEJOBSINAMERICA



WWW.E4THEFUTURE.ORG
@E4THEFUTURE
#FACESOFFEE

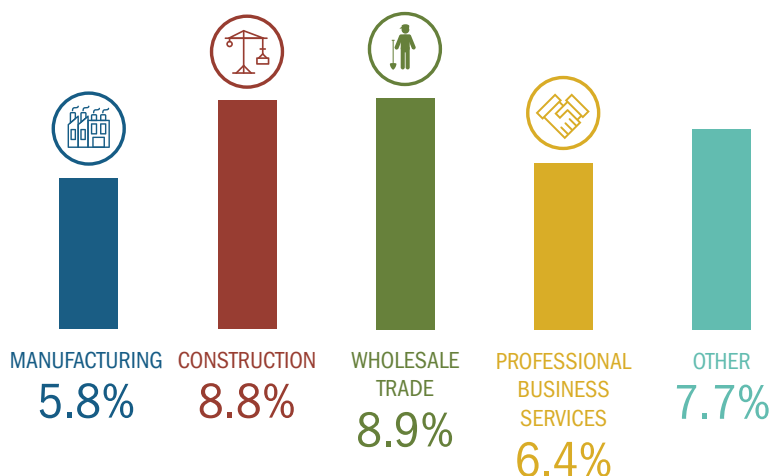
TOP STATES FOR GROWTH IN 2018



MORE JOBS NOW, MORE JOBS IN THE FUTURE

Energy efficiency businesses are not only creating more jobs than traditional energy sectors now, but are on track to outpace future growth across industries. Energy efficiency businesses are projecting 7.8% growth in jobs for 2019—the highest among all energy sectors...and the job gains are expected across all major industries.

2019 EXPECTED GROWTH ACROSS ALL ENERGY EFFICIENCY INDUSTRIES



FUTURE GROWTH²

7.8%

Energy efficiency businesses are projecting **7.8% growth in jobs for 2019**—the highest among all energy sectors

2018 JOB GROWTH

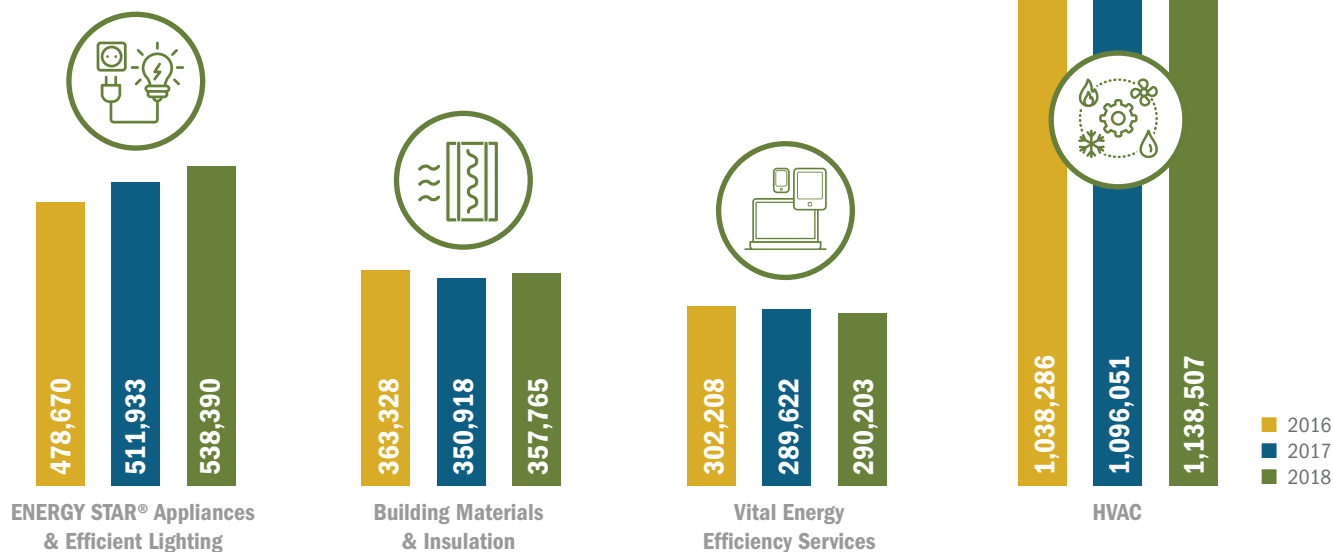
Fuels: **+52,355**

Electric Generation: **-8,258**

Transmission, Distribution, and Storage: **+31,726**

Energy Efficiency: **+76,342**

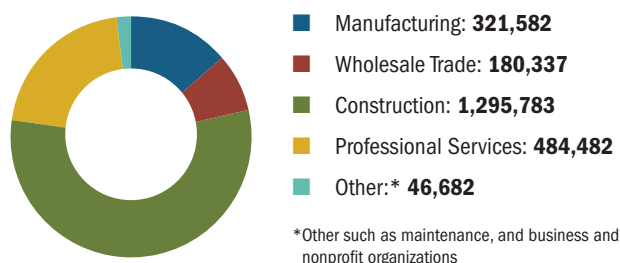
SECTOR JOB GROWTH 2016–2018



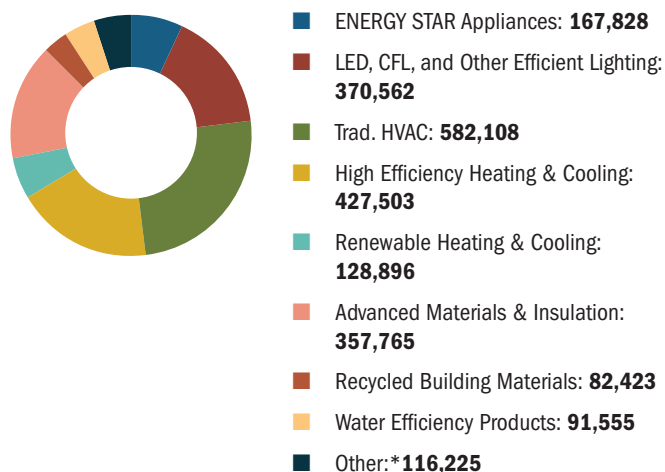
ENERGY EFFICIENCY WORKERS—WHERE ARE THEY?

They work in factories, offices, design studios, and data centers. Energy efficiency workers do much more than reduce energy use. They improve operations of existing buildings, and they design and build a better future. Consumers, municipalities, and business owners incorporate lower energy consumption options into everyday procurement decisions; in homes, offices, schools, and municipal infrastructure. Squeezing out waste drives job creation.

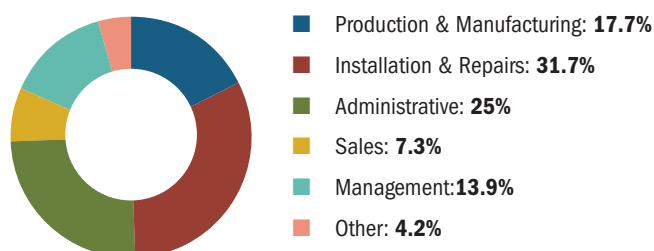
ACROSS INDUSTRIES



TECHNOLOGIES



ACROSS POSITIONS



JOBS ACROSS THE COUNTRY

// These jobs are local. **99.7%** of U.S. counties have energy efficiency jobs.

// America's top 25 metro areas employ **928,000** workers in energy efficiency.

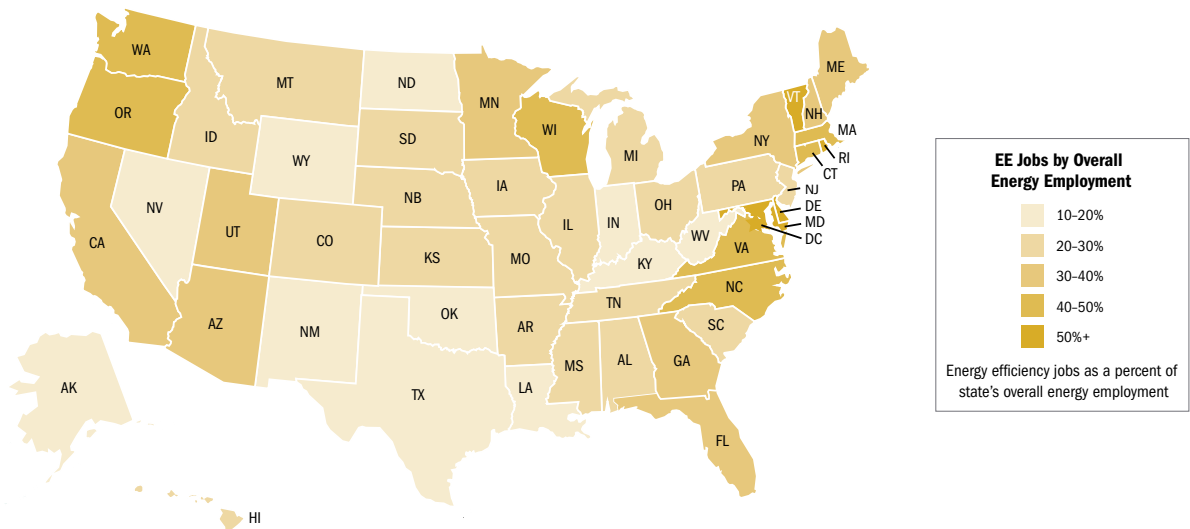
// **28%** of U.S. energy workers are involved in energy efficiency.

// 40 states employ at least **11,000** energy efficiency workers each, with only Alaska at fewer than 5,000.

TOP 10 STATES FOR ENERGY EFFICIENCY JOBS

RANK	STATE	TOTAL	ENERGY STAR & EFFICIENT LIGHTING	HVAC, RENEWABLE HEATING & COOLING	ADVANCED BUILDING MATERIALS/INSULATION	OTHER*
1	California	318,542	71,893	187,297	20,074	39,278
2	Texas	162,816	59,650	67,346	21,096	14,724
3	New York	123,292	36,848	69,412	8,244	8,788
4	Florida	118,412	32,499	41,381	31,455	13,077
5	Illinois	89,469	13,311	59,722	7,834	8,601
6	North Carolina	86,559	42,893	32,358	6,222	5,086
7	Massachusetts	86,473	14,494	42,558	11,032	18,388
8	Michigan	85,061	14,775	9,197	47,613	13,476
9	Ohio	81,676	16,290	35,515	19,650	10,221
10	Virginia	78,670	20,733	31,522	10,764	15,652

* Other such as energy audits, building certifications, and software services

ENERGY EFFICIENCY NOW EMPLOYS MORE WORKERS THAN THE FOSSIL FUEL INDUSTRY IN 41 STATES AND THE DISTRICT OF COLUMBIA³

BEYOND THE BIG CITIES

317,890

Americans living in rural areas work in energy efficiency

308,375

U.S. energy efficiency jobs are in counties with fewer than 100,000 residents

1 Million+

energy efficiency jobs are outside America's top 50 metro areas

MORE ENERGY EFFICIENCY = MORE CONSTRUCTION JOBS



More than 1 out of every 7 U.S. construction workers spend 50% or more of their time on energy efficiency (13.5%)



56% of energy efficiency's 2.3 million employees work in construction (1.29 million)

79%

of energy efficiency construction businesses say employees spend a majority of time on energy efficiency

POLICY LEADERSHIP

To continue creating hundreds of thousands of jobs for Americans across all states and counties, Congress should:

- // **Properly fund** policies that advance energy efficiency and workforce development
- // **Invest** in related infrastructure, e.g., smart meters to enable interval data analytics and efficiency building upgrades to boost resilience
- // **Renew** and update the 179D and 25C Commercial and Residential building tax credits
- // **Fund** strong State Energy Programs, Residential Building Programs, and Weatherization Assistance Programs
- // **Support** ENERGY STAR which helps people make smart energy choices

State leadership on energy efficiency plays a vital role in driving America's energy economy. To keep energy efficiency jobs growing, state policymakers should support:

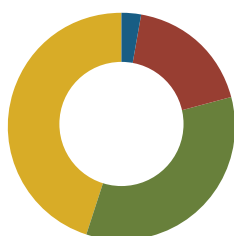
- // **Strong** energy efficiency building and appliance standards with consistent funding
- // **Broader** use of performance contracting in public buildings
- // **Innovative** commercial and residential PACE programs
- // **Modernized** regulation to align utilities' incentives with energy efficiency investments and assure transparent and comprehensive cost-effectiveness evaluation

SMALL BUSINESSES FUEL SUCCESS ACROSS AMERICA

THERE ARE

361,329

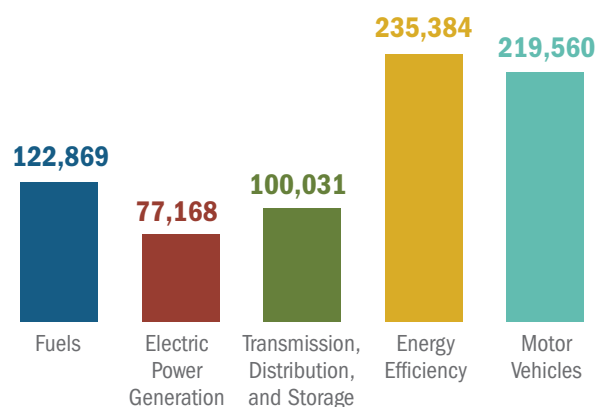
ENERGY EFFICIENCY BUSINESSES IN AMERICA



100+ EMPLOYEES: **3%**
 20-99 EMPLOYEES: **18%**
 6-19 EMPLOYEES: **34%**
 1-5 EMPLOYEES: **45%**

GOOD JOBS FOR VETERANS

Energy efficiency leads the energy sector in employing veterans



NUMBER OF MILITARY VETERANS EMPLOYED BY ENERGY SECTOR

WHAT DO ENERGY EFFICIENCY WORKERS DO?

EE workers:

- // Manufacture and install high efficiency systems, controls, windows, and insulation in existing and new homes, commercial & industrial buildings
- // Design and construct high performance buildings such as those earning LEED certification
- // Upgrade and repair heating, air conditioning and ventilation (HVAC) and water heating equipment
- // Manufacture and install ENERGY STAR-certified appliances, lighting, ceiling fans, commercial cooking equipment, refrigerators and boilers
- // Save money for businesses, homeowners, schools, states, counties, municipalities, U.S. armed forces, and more



538,390 JOBS

**ENERGY STAR® Appliances
& Efficient Lighting**

- // **62%** of jobs are in manufacturing and construction
- // **+26,457** jobs in 2018 (5.2% growth)
- // Includes household and commercial appliances, e.g., refrigerators, dishwashers, ceiling fans, and various advanced lighting types; ENERGY STAR market penetration continues to increase
- // More than the number of real estate agents, telemarketers or librarians in the U.S.⁴



357,765 JOBS

**Building Materials &
Insulation**

- // **76%** of jobs are in construction and manufacturing
- // **+6,244** jobs in 2018 (1.43% growth)
- // Advanced materials create higher-performance buildings; recycled materials mitigate waste stream issues, among other benefits
- // More jobs than the number of pharmacists across the U.S.⁴



290,203 JOBS

**Vital Energy Efficiency
Services**

- // **72%** of jobs are in construction and manufacturing
- // **+1,184** jobs in 2018 (0.5% growth)
- // Includes energy audits, building certifications, software services, recycled building materials, and water efficiency products and services
- // Nearly equal to the number of taxi drivers and chauffeurs across the U.S.⁴



1,138,507 JOBS

**HVAC (Heating Ventilation
& Air Conditioning)**

- // **70%** of jobs are in construction and manufacturing
- // **+42,456** jobs in 2018 (3.9% growth)
- // Heating, Ventilation, Air Conditioning of higher than standard efficiency. Includes renewable heating and cooling technologies
- // More than the number of all U.S. legal professionals combined, including lawyers, court reporters, paralegals, and judges⁴



#FacesOfEE

To meet “real people” working in energy efficiency jobs around the country, follow #FacesOfEE on social media channels, and tweets by @FacesOfEE

ENDNOTES

- 1 Unless otherwise stated, all data are from the 2019 U.S. Energy and Employment Report (March 2019), produced by the Energy Futures Initiative (EFI) in partnership with the National Association of State Energy Officials (NASEO) and collected and analyzed by BW Research Partnership (BWRP). See Pages 9-13 for methodology questions. This methodology -- adopted by the U.S. Dept. of Energy for its 2017 U.S. Energy and Employment Report, approved by the Office of Management and Budget and grounded on data collected by the Bureau of Labor Statistics -- provides the broadly accepted best accounting of all U.S. energy workers.
- 2 Projected growth rates and employee size numbers are based on a 15-minute, supplemental survey of approximately 30,000 employers that enriches the employment data published by the U.S. Bureau of Labor Statistics (BLS) in its Quarterly Census on Employment and Wages (QCEW). More information on this survey can be found in Appendix B in the USEER 2019 report at www.usenergyjobs.org.
- 3 Based on the 2019 U.S. Energy and Employment Report individual state snapshots for all 50 states and the District of Columbia, available at <http://usenergyjobs.org>.
- 4 Based on the Bureau of Labor Statistics' May 2018 National Occupational Employment and Wage Estimates United States, available at https://www.bls.gov/oes/current/oes_nat.htm.

ABOUT THE REPORT

The job numbers come from the national [2018 U.S. Energy and Employment Report](#) (USEER), which focuses on all energy jobs. The USEER analyzes data from the U.S. Bureau of Labor Statistics (BLS) Quarterly Census of Employment and Wages (QCEW) to track employment across many energy production, transmission, and distribution subsectors. In addition, the 2018 USEER relies on a unique supplemental survey of 23,000 business representatives across the U.S. Created and conducted by BW Research and approved by the Office of Management and Budget and U.S. Department of Energy (DOE), this survey is used to identify energy-related employment within key subsectors of the broader industries as classified by the BLS and to assign them into their component energy and energy efficiency sectors.

For further questions regarding this report, visit the Energy Efficiency Jobs in America FAQ at to: www.e2.org/reports/energy-efficiency-jobs-in-america-faq or contact E4TheFuture or E2 directly.



ABOUT E4TheFuture

E4TheFuture is dedicated to bringing clean, efficient energy home for every American and promotes energy solutions to advance climate protection and economic fairness. Visit www.E4TheFuture.org



ABOUT E2

E2 is a national, nonpartisan group of business leaders, investors and others who advocate for smart policies that are good for the environment and good for the economy. Visit www.e2.org



ABOUT BW Research

BW Research Partnership is a full-service, economic and workforce research consulting firm with offices in Carlsbad, California and Wrentham, Massachusetts. It is the nation's leading provider of accurate, comprehensive energy and clean energy research studies, including the United States Energy and Employment Report (USEER), National Solar Jobs Census, wind industry analyses for the National Renewable Energy Laboratory and the Natural Resources Defense Council, and state-level clean energy reports for Massachusetts, New York, Illinois, Vermont, Iowa, Rhode Island, Florida, and Missouri, among others.

Alabama

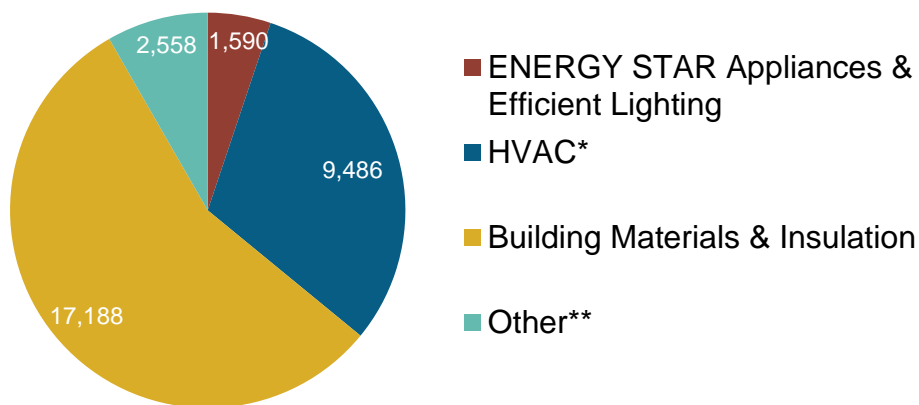
Energy Efficiency Jobs in America

30,821
Total Jobs

What are EE Jobs?

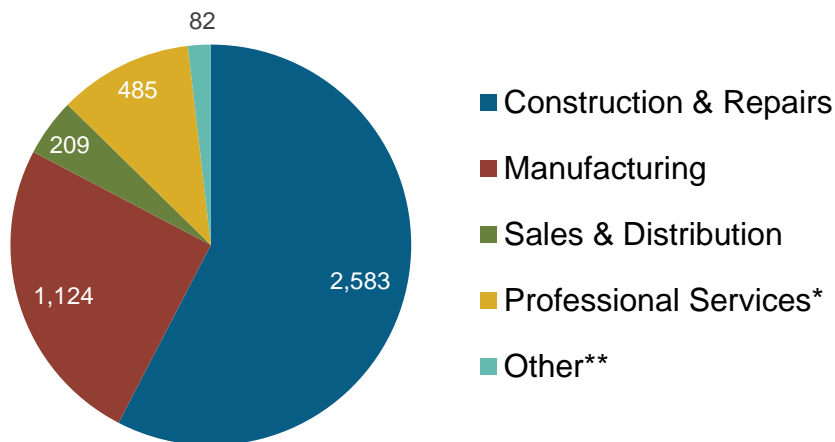
Delivery of goods and services that lower energy use by improving technologies, appliances, buildings, and energy systems.

Jobs by Sector



*Heating, Ventilation, Air Conditioning of higher than standard efficiency/renewable heating & cooling
**Other such as energy audits, building certifications, and software services

Firms by Supply Chain



*Professional services includes finance/accounting, architecture, engineering, R&D, etc.
**Other such as maintenance, and business and nonprofit organizations

In Alabama,
EE Jobs
Comprise:

20%
of All
Construction Jobs

21%
of All
Energy Sector Jobs

9%
of Alabama residents
employed in EE are
Veterans

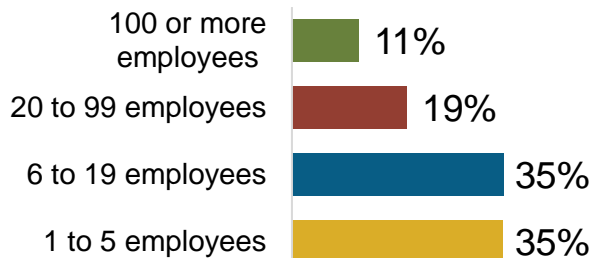
Presented by:



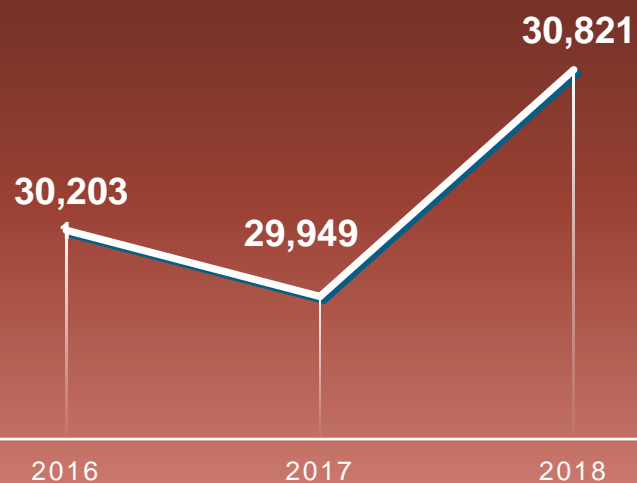
Good for the Economy.
Good for the Environment.

4,483 Energy Efficiency Businesses

Firm Size



WORKERS EMPLOYED



Where are EE Jobs?

Congressional		Metropolitan Areas	
District	Jobs	Area	Jobs
1	5,407	Anniston-Oxford	556
2	4,687	Auburn-Opelika	698
3	3,536	Birmingham-Hoover	9,277
4	3,580	Columbus	216
5	4,545	Decatur	869
6	6,470	Dothan	1,026
7	2,595	Florence-Muscle Shoals	963
		Gadsden	526
		Huntsville	3,270
		Mobile	3,346
		Montgomery	2,699
		Tuscaloosa	1,222
		Rural	6,154

[I am a] manager, helping provide assistance to low income families.

Linda Marshall,
Mobile Community Action,
Inc., Mobile, AL

Energy efficiency:
America's
Job-creation
powerhouse



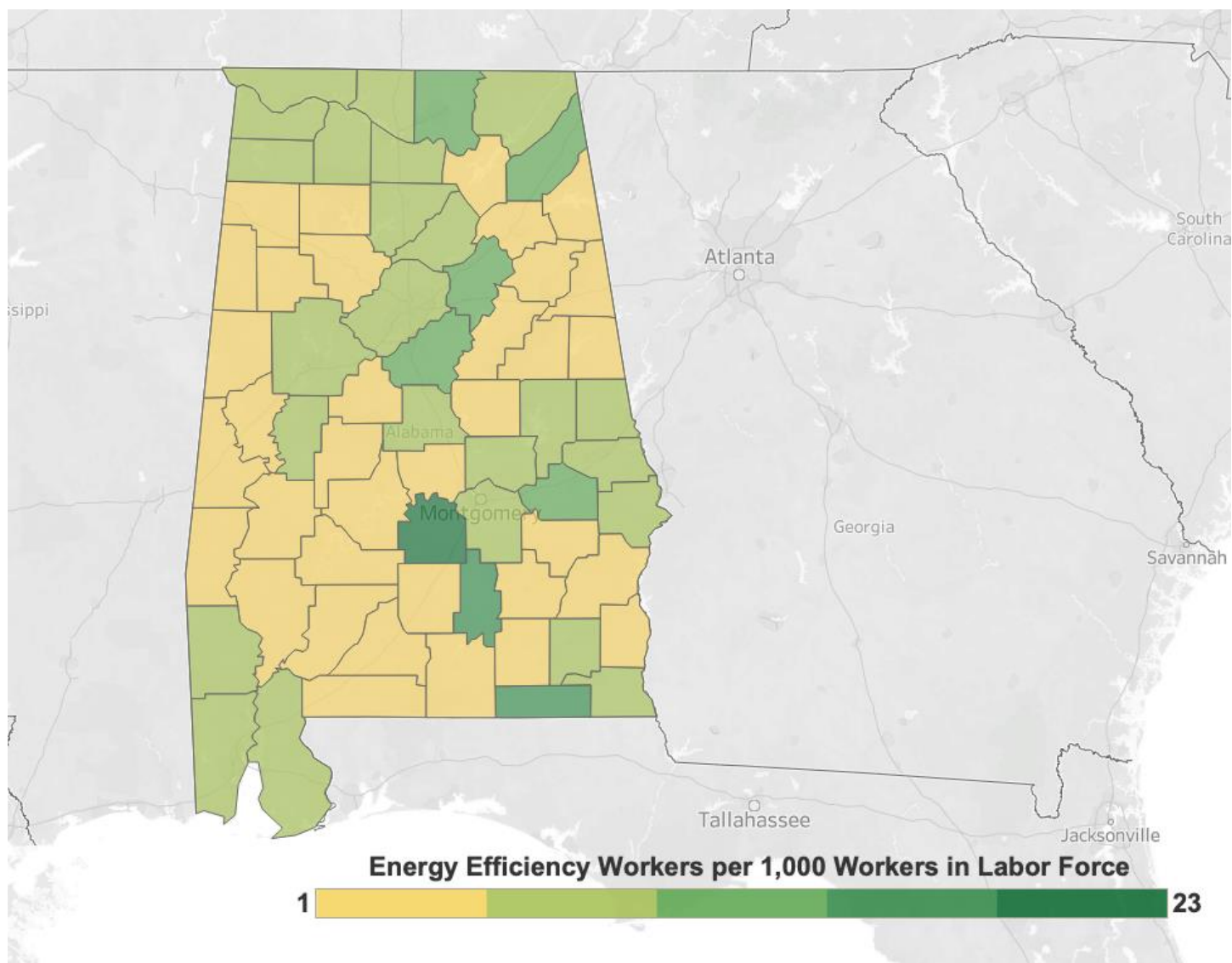
State Senate

District	Jobs		District	Jobs		District	Jobs		District	Jobs
1	1,636		11	1,635		21	937		31	104
2	753		12	556		22	1,373		32	821
3	1,126		13	1,086		23	463		33	2,257
4	912		14	978		24	176		34	720
5	737		15	2,914		25	2,304		35	357
6	399		16	155		26	66			
7	1,121		17	549		27	281			
8	540		18	2,610		28	1,090			
9	459		19	110		29	562			
10	676		20	<5		30	354			

State House of Representatives

District	Jobs		District	Jobs		District	Jobs		District	Jobs
1	573		28	525		52	715		79	364
2	298		29	101		53	<5		80	33
3	445		30	252		54	1,676		81	70
4	814		31	440		55	117		82	96
5	31		32	710		56	189		83	10
6	1,191		33	83		57	13		84	211
7	76		34	70		58	<5		85	779
8	<5		32	20		59	<5		86	149
9	396		33	85		60	<5		87	169
10	302		34	239		61	771		88	<5
11	561		35	509		62	296		89	293
12	34		36	77		63	<5		90	137
13	314		37	<5		64	1,062		91	20
14	67		38	830		65	328		92	153
15	947		39	353		66	231		93	10
16	448		40	1,354		67	247		94	246
17	73		41	670		68	73		95	239
18	64		42	486		69	354		96	325
19	236		43	786		70	<5		97	1,296
20	1,047		44	<5		71	69		98	114
21	37		45	<5		72	30		99	436
22	179		46	84		73	<5		100	336
23	124		47	70		74	1,086		101	350
24	249		48	113		75	13		102	10
25	<5		49	525		76	664		103	399
26	94		50	101		77	69		104	47
27	20		51	252		78	10		105	37

Energy Efficiency Jobs by County



E4TheFuture is dedicated to bringing clean, efficient energy home for every American and promotes energy solutions to advance climate protection and economic fairness. Visit www.E4TheFuture.org



E2 is a national, nonpartisan group of business leaders, investors and others who advocate for smart policies that are good for the environment and good for the economy. Visit www.e2.org



BW Research Partnership is a full-service, economic and workforce research consulting firm with offices in Carlsbad, California and Wrentham, Massachusetts. It is the nation's leading provider of accurate, comprehensive energy and clean energy research studies. Visit www.bwresearch.com

Data Source: Unless otherwise stated, all data are from the 2019 U.S. Energy and Employment Report, March 2019, by NASEO and EFI (see pages 9-13 for methodology details). This methodology -- adopted by the U.S. Dept. of Energy for its 2017 U.S. Energy and Employment Report, approved by the Office of Management and Budget and grounded on data collected by the Bureau of Labor Statistics -- provides the broadly accepted best accounting of all U.S. energy workers.

Alaska

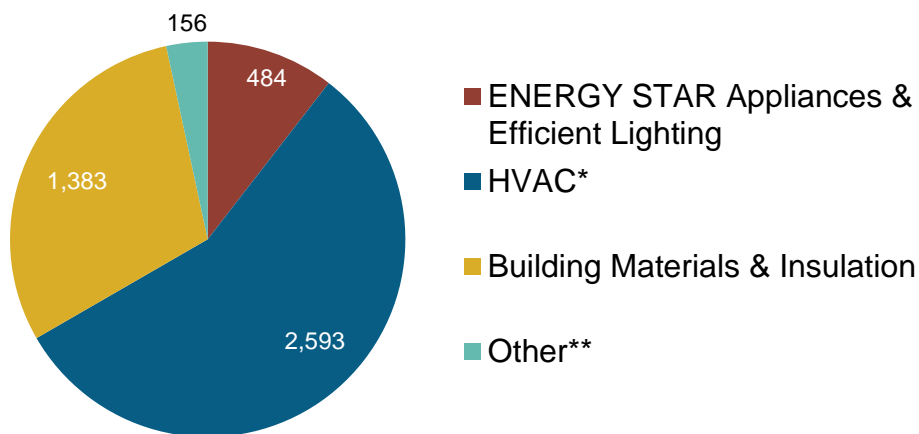
Energy Efficiency Jobs in America

4,617
Total Jobs

What are EE Jobs?

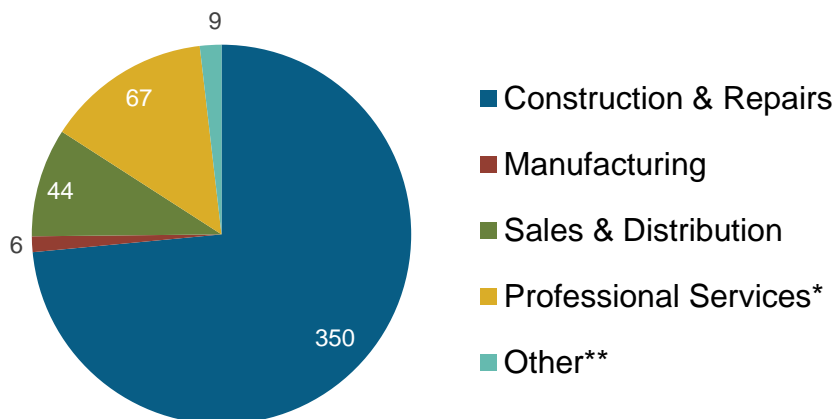
Delivery of goods and services that lower energy use by improving technologies, appliances, buildings, and energy systems.

Jobs by Sector



*Heating, Ventilation, Air Conditioning of higher than standard efficiency/renewable heating & cooling
**Other such as energy audits, building certifications, and software services

Firms by Supply Chain



*Professional services includes finance/accounting, architecture, engineering, R&D, etc.
**Other such as maintenance, and business and nonprofit organizations

In Alaska,
EE Jobs
Comprise:

19%
of All
Construction Jobs

16%
of All
Energy Sector Jobs

17%
of Alaska residents
employed in EE are
Veterans

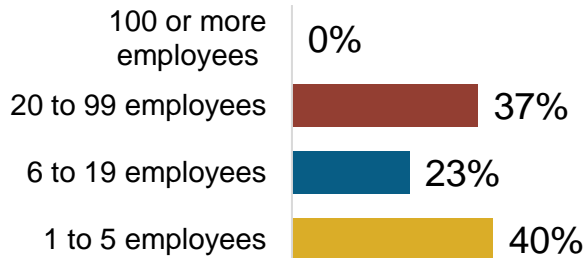
Presented by:



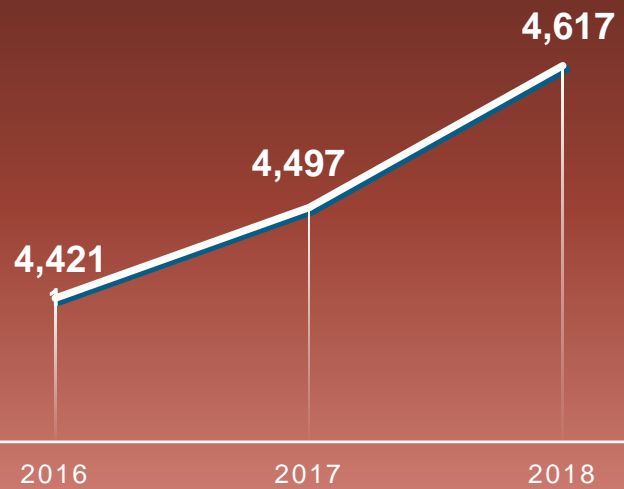
Good for the Economy.
Good for the Environment.

476 Energy Efficiency Businesses

Firm Size



WORKERS EMPLOYED



Where are EE Jobs?

Congressional		Metropolitan Areas	
District	Jobs	Area	Jobs
1	4,617	Anchorage	2,720
		Fairbanks	576
		Rural	1,321

“EE provides jobs with purpose that cannot be exported.”

Griffin Hagle,
Tagiugmiullu Nunamiullu
Housing Authority,
Utqiagvik, AK

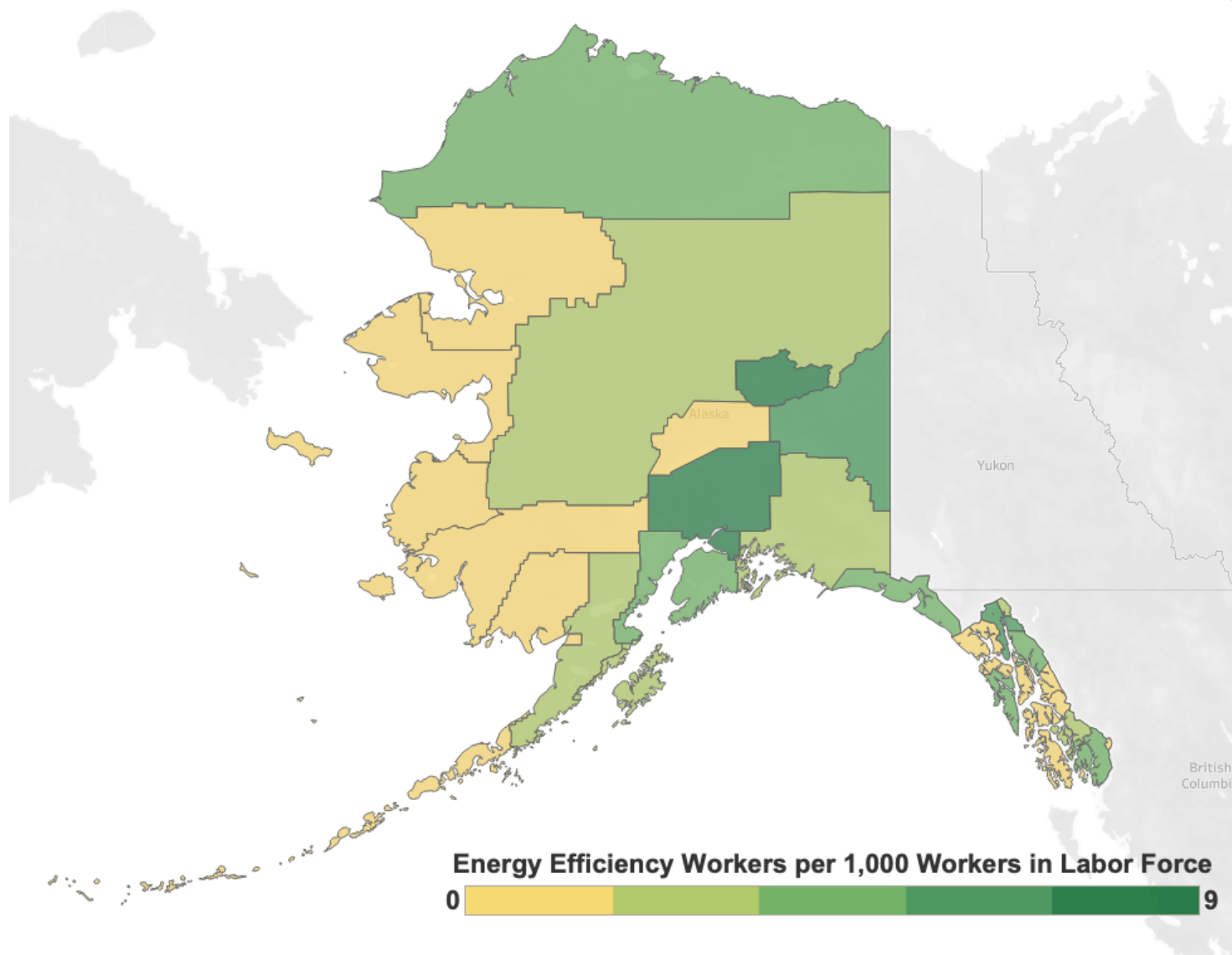
Energy efficiency:
America's
Job-creation
powerhouse



State Senate				
District	Jobs		District	Jobs
00H	873		00T	120
00I	541		00A	552
00D	499		00B	8
00L	264		00C	91
00G	204		00O	278
00K	220		00P	190
00M	83		00Q	298
00E	18		00R	238
00N	11		00S	96
00F	33			

State House of Representatives				
District	Jobs		District	Jobs
1	431		28	11
2	120		29	277
3	8		30	<5
4	<5		31	91
5	88		32	99
6	465		33	297
7	34		34	<5
8	14		32	118
9	5		33	119
10	<5		34	56
11	33		35	40
12	204		36	44
13	<5		37	76
14	610		38	11
15	262		39	277
16	<5		40	<5
17	540			
18	<5			
19	<5			
20	87			
21	138			
22	264			
23	<5			
24	<5			
25	83			
26	<5			
27	431			

Energy Efficiency Jobs by County



E4TheFuture is dedicated to bringing clean, efficient energy home for every American and promotes energy solutions to advance climate protection and economic fairness. Visit www.E4TheFuture.org



E2 is a national, nonpartisan group of business leaders, investors and others who advocate for smart policies that are good for the environment and good for the economy. Visit www.e2.org



BW Research Partnership is a full-service, economic and workforce research consulting firm with offices in Carlsbad, California and Wrentham, Massachusetts. It is the nation's leading provider of accurate, comprehensive energy and clean energy research studies. Visit www.bwresearch.com

Data Source: Unless otherwise stated, all data are from the 2019 U.S. Energy and Employment Report, March 2019, by NASEO and EFI (see pages 9-13 for methodology details). This methodology -- adopted by the U.S. Dept. of Energy for its 2017 U.S. Energy and Employment Report, approved by the Office of Management and Budget and grounded on data collected by the Bureau of Labor Statistics -- provides the broadly accepted best accounting of all U.S. energy workers.

Arizona

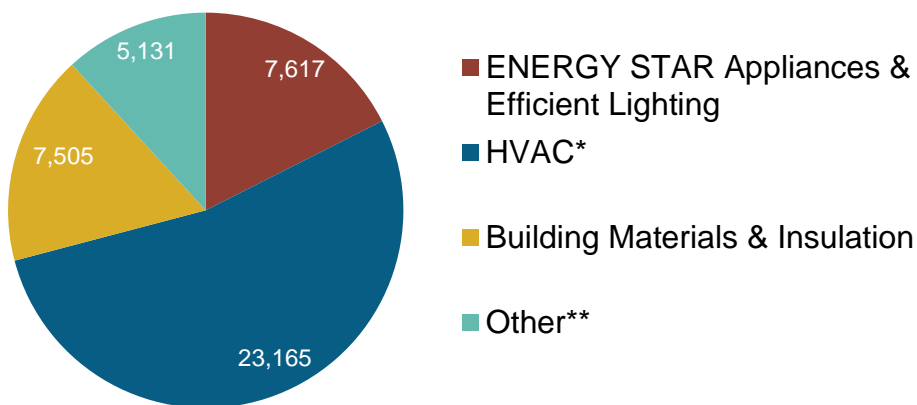
Energy Efficiency Jobs in America

43,418
Total Jobs

What are EE Jobs?

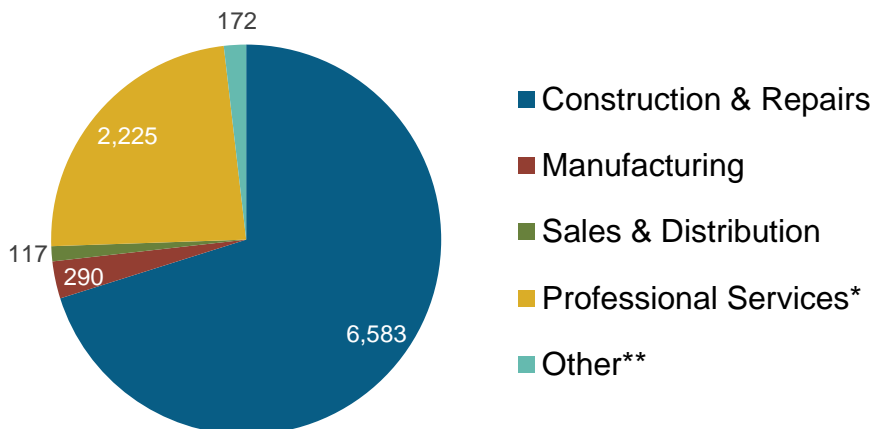
Delivery of goods and services that lower energy use by improving technologies, appliances, buildings, and energy systems.

Jobs by Sector



*Heating, Ventilation, Air Conditioning of higher than standard efficiency/renewable heating & cooling
**Other such as energy audits, building certifications, and software services

Firms by Supply Chain



*Professional services includes finance/accounting, architecture, engineering, R&D, etc.
**Other such as maintenance, and business and nonprofit organizations

In Arizona,
EE Jobs
Comprise:

19%
of All
Construction Jobs

36%
of All
Energy Sector Jobs

14%
of Arizona residents
employed in EE are
Veterans

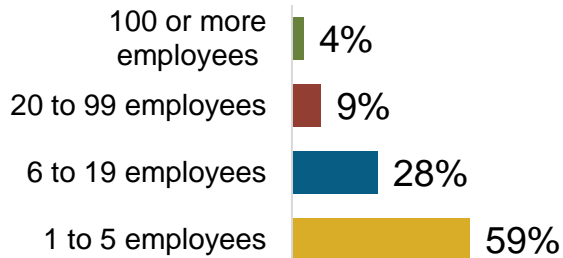
Presented by:



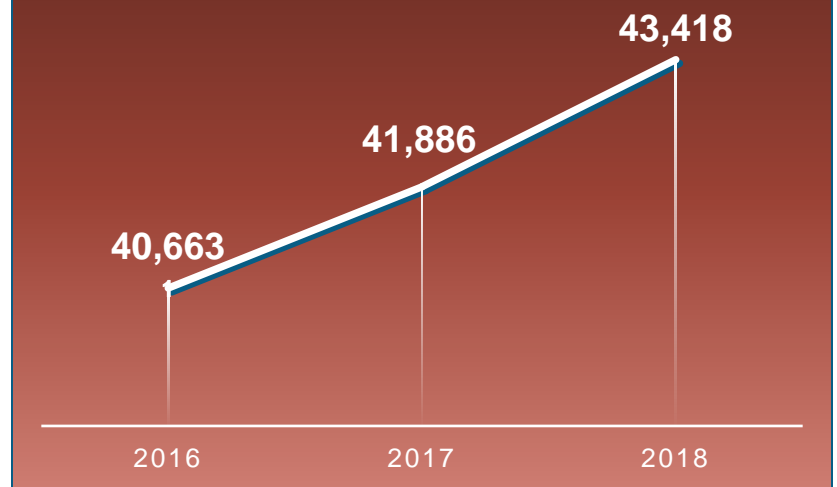
Good for the Economy.
Good for the Environment.

9,388 Energy Efficiency Businesses

Firm Size



WORKERS EMPLOYED



Where are EE Jobs?

Congressional		Metropolitan Areas	
District	Jobs	Area	Jobs
1	4,858	Phoenix-Mesa-Scottsdale	31,182
2	5,173	Tucson	6,140
3	3,350	Yuma	660
4	4,273	Flagstaff	1,036
5	4,866	Lake Havasu City-Kingman	1,157
6	12,217	Prescott	1,439
7	6,870	Rural	1,804
8	1,208		
9	604		

[I am a] sheet metal worker & [the] apprenticeship coordinator.

Albert Blanco, Jr.,
Sheet Metal Workers Local 359,
Phoenix, AZ

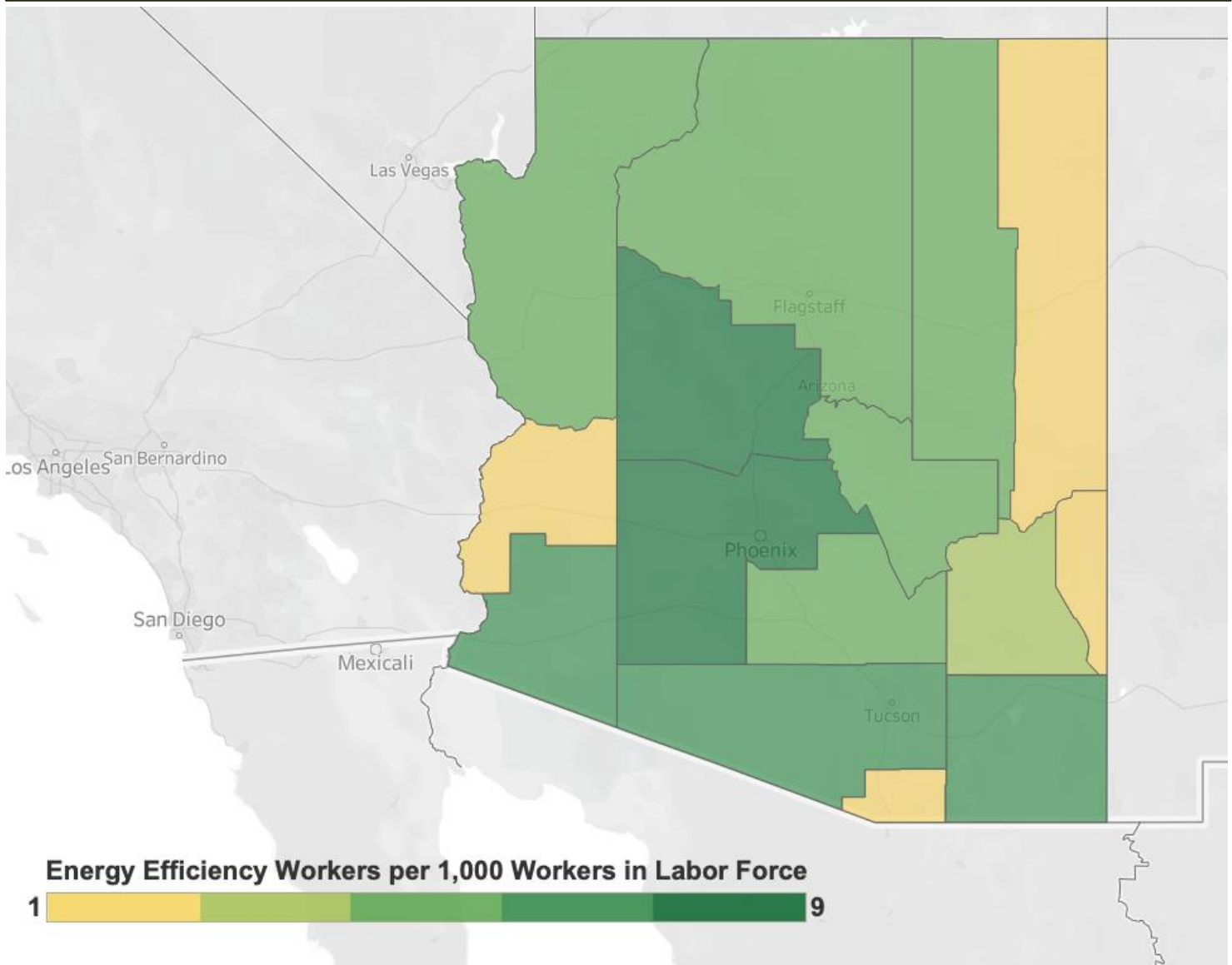
Energy efficiency: America's Job-creation powerhouse

Faces of EE JOBS

State Senate							
District	Jobs		District	Jobs		District	Jobs
1	2,568		11	175		21	487
2	2,320		12	3,471		22	130
3	1,502		13	630		23	3,898
4	1,073		14	755		24	6,410
5	1,256		15	3,180		25	639
6	1,364		16	707		26	1,279
7	324		17	809		27	<5
8	1,277		18	2,519		28	704
9	1,963		19	1,047		29	458
10	310		20	1,800		30	362

State House of Representatives				
District	Jobs		District	Jobs
1	2,560		28	669
2	2,448		29	425
3	1,459		30	337
4	1,046			
5	1,240			
6	1,351			
7	418			
8	1,200			
9	1,925			
10	303			
11	169			
12	3,198			
13	640			
14	759			
15	3,055			
16	679			
17	754			
18	2,415			
19	1,794			
20	1,700			
21	459			
22	121			
23	3,825			
24	6,560			
25	604			
26	1,302			
27	<5			

Energy Efficiency Jobs by County



E4TheFuture is dedicated to bringing clean, efficient energy home for every American and promotes energy solutions to advance climate protection and economic fairness. Visit www.E4TheFuture.org



E2 is a national, nonpartisan group of business leaders, investors and others who advocate for smart policies that are good for the environment and good for the economy. Visit www.e2.org



BW Research Partnership is a full-service, economic and workforce research consulting firm with offices in Carlsbad, California and Wrentham, Massachusetts. It is the nation's leading provider of accurate, comprehensive energy and clean energy research studies. Visit www.bwresearch.com

Data Source: Unless otherwise stated, all data are from the 2019 U.S. Energy and Employment Report, March 2019, by NASEO and EFI (see pages 9-13 for methodology details). This methodology -- adopted by the U.S. Dept. of Energy for its 2017 U.S. Energy and Employment Report, approved by the Office of Management and Budget and grounded on data collected by the Bureau of Labor Statistics -- provides the broadly accepted best accounting of all U.S. energy workers.

Arkansas

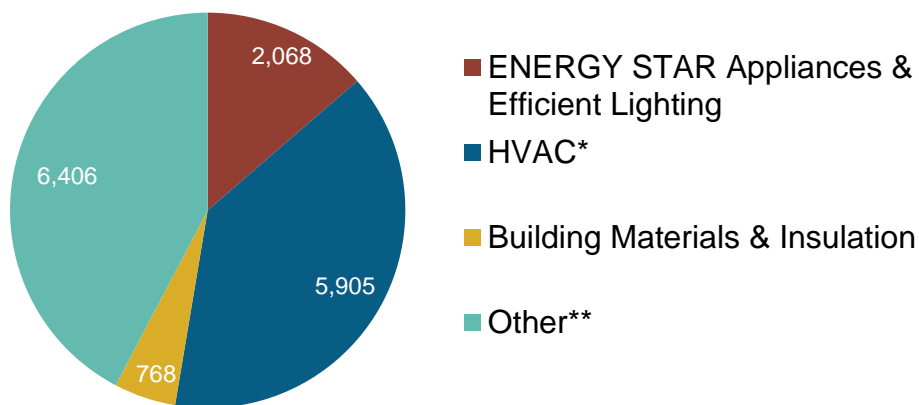
Energy Efficiency Jobs in America

15,147
Total Jobs

What are EE Jobs?

Delivery of goods and services that lower energy use by improving technologies, appliances, buildings, and energy systems.

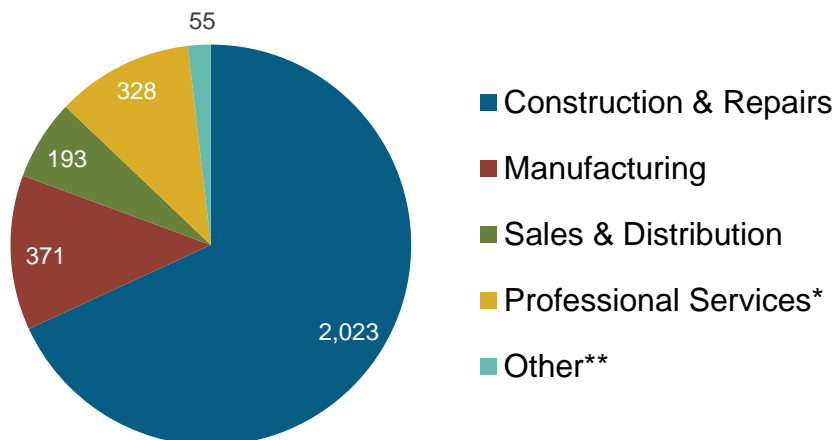
Jobs by Sector



*Heating, Ventilation, Air Conditioning of higher than standard efficiency/renewable heating & cooling

**Other such as energy audits, building certifications, and software services

Firms by Supply Chain



*Professional services includes finance/accounting, architecture, engineering, R&D, etc.

**Other such as maintenance, and business and nonprofit organizations

In Arkansas,
EE Jobs
Comprise:

20%
of All
Construction Jobs

24%
of All
Energy Sector Jobs

12%
of Arkansas residents
employed in EE are
Veterans

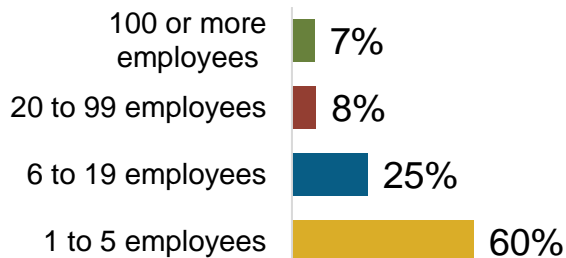
Presented by:



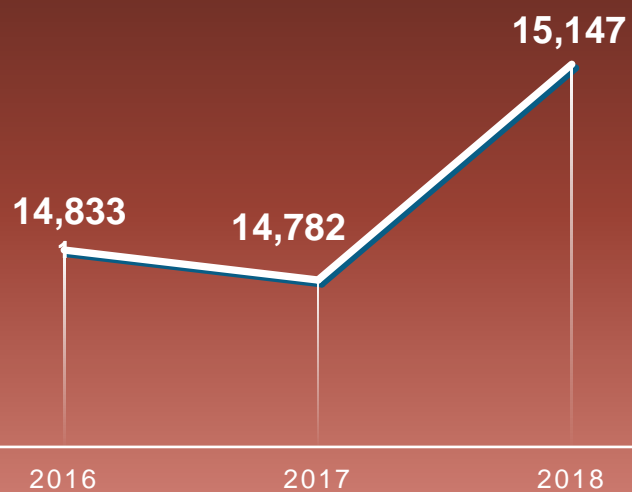
Good for the Economy.
Good for the Environment.

2,970 Energy Efficiency Businesses

Firm Size



WORKERS EMPLOYED



Where are EE Jobs?

Congressional		Metropolitan Areas	
District	Jobs	Area	Jobs
1	3,776	Fayetteville-Springdale-Rogers	2,672
2	4,424	Fort Smith	1,038
3	4,437	Hot Springs	611
4	2,510	Jonesboro	769
		Little Rock-North Little Rock-Conway	4,414
		Memphis	453
		Pine Bluff	356
		Texarkana	221
		Rural	4,613

We help people finance energy efficiency retrofits.

Jason Beck,
EEtility,
Little Rock, AR

Energy efficiency:
America's
Job-creation
powerhouse

Faces of
**EE
JOBS**

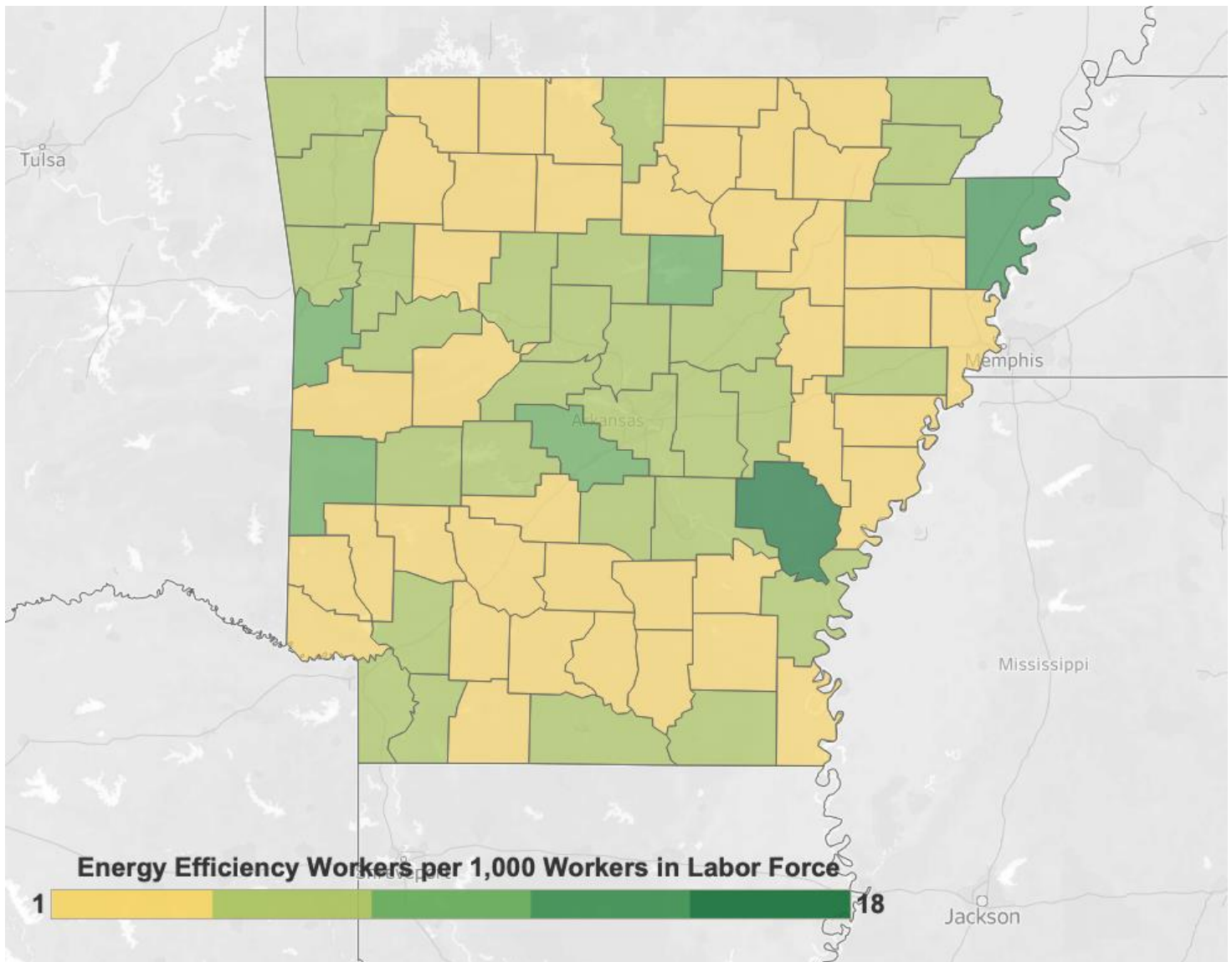
State Senate

District	Jobs		District	Jobs		District	Jobs		District	Jobs
1	1,474		11	325		21	151		31	251
2	177		12	286		22	325		32	311
3	363		13	963		23	325		33	<5
4	621		14	115		24	292		34	128
5	459		15	1,281		25	533		35	<5
6	240		16	492		26	349			
7	<5		17	285		27	245			
8	769		18	480		28	145			
9	75		19	351		29	152			
10	371		20	777		30	2,035			

State House of Representatives

District	Jobs		District	Jobs		District	Jobs		District	Jobs
1	209		28	<5		52	366		79	<5
2	207		29	293		53	637		80	533
3	172		30	513		54	217		81	625
4	75		31	169		55	<5		82	70
5	71		32	131		56	198		83	321
6	249		33	1,165		57	<5		84	343
7	13		34	<5		58	<5		85	<5
8	305		32	<5		59	<5		86	<5
9	25		33	<5		60	95		87	<5
10	186		34	583		61	166		88	<5
11	140		35	123		62	95		89	<5
12	247		36	<5		63	<5		90	722
13	314		37	411		64	218		91	33
14	536		38	<5		65	144		92	75
15	223		39	<5		66	37		93	284
16	176		40	<5		67	<5		94	<5
17	<5		41	50		68	120		95	33
18	345		42	17		69	91		96	<5
19	17		43	<5		70	<5		97	37
20	75		44	123		71	136		98	8
21	280		45	156		72	<5		99	74
22	410		46	99		73	62		100	17
23	79		47	211		74	86			
24	<5		48	<5		75	240			
25	<5		49	<5		76	334			
26	<5		50	293		77	304			
27	29		51	513		78	<5			

Energy Efficiency Jobs by County



E4TheFuture is dedicated to bringing clean, efficient energy home for every American and promotes energy solutions to advance climate protection and economic fairness. Visit www.E4TheFuture.org



E2 is a national, nonpartisan group of business leaders, investors and others who advocate for smart policies that are good for the environment and good for the economy. Visit www.e2.org



BW Research Partnership is a full-service, economic and workforce research consulting firm with offices in Carlsbad, California and Wrentham, Massachusetts. It is the nation's leading provider of accurate, comprehensive energy and clean energy research studies. Visit www.bwresearch.com

Data Source: Unless otherwise stated, all data are from the 2019 U.S. Energy and Employment Report, March 2019, by NASEO and EFI (see pages 9-13 for methodology details). This methodology -- adopted by the U.S. Dept. of Energy for its 2017 U.S. Energy and Employment Report, approved by the Office of Management and Budget and grounded on data collected by the Bureau of Labor Statistics -- provides the broadly accepted best accounting of all U.S. energy workers.

California

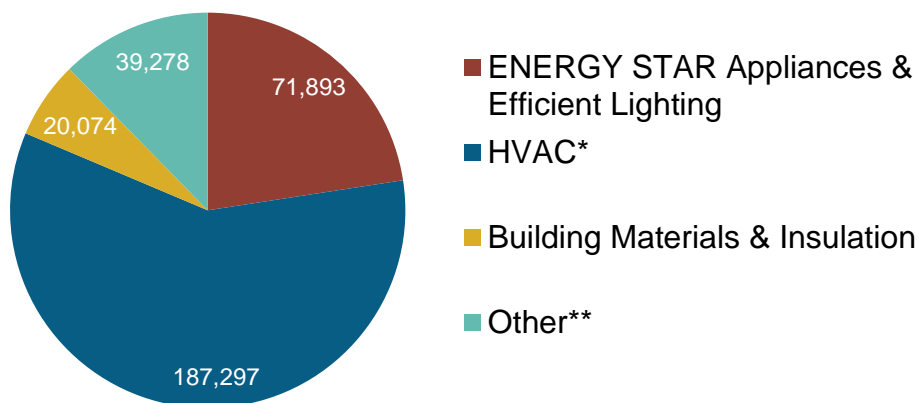
Energy Efficiency Jobs in America

318,542
Total Jobs

What are EE Jobs?

Delivery of goods and services that lower energy use by improving technologies, appliances, buildings, and energy systems.

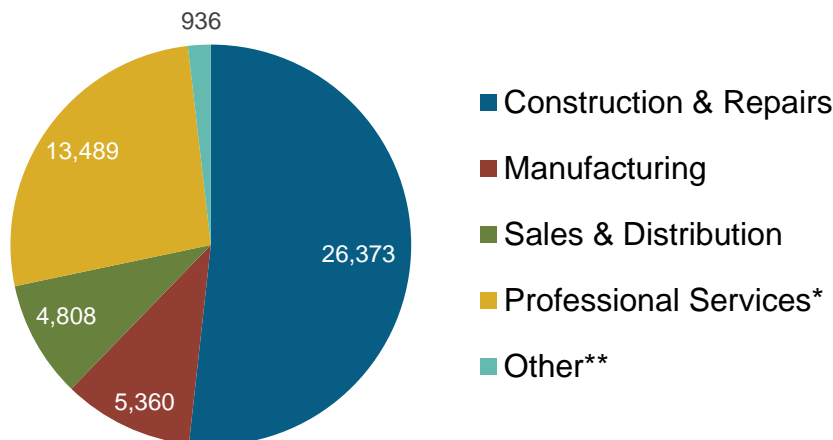
Jobs by Sector



*Heating, Ventilation, Air Conditioning of higher than standard efficiency/renewable heating & cooling

**Other such as energy audits, building certifications, and software services

Firms by Supply Chain



*Professional services includes finance/accounting, architecture, engineering, R&D, etc.

**Other such as maintenance, and business and nonprofit organizations

In California,
EE Jobs
Comprise:

19%
of All
Construction Jobs

34%
of All
Energy Sector Jobs

11%
of California residents
employed in EE are
Veterans

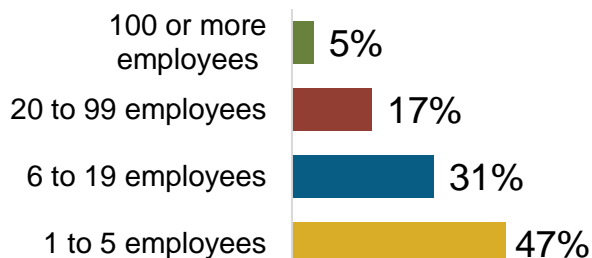
Presented by:



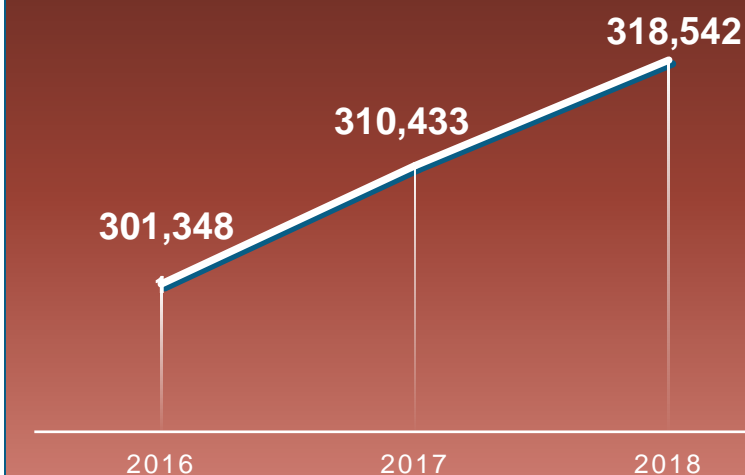
Good for the Economy.
Good for the Environment.

50,967 Energy Efficiency Businesses

Firm Size



WORKERS EMPLOYED



Where are EE Jobs?

Congressional				Metropolitan Areas	
District	Jobs	District	Jobs	Area	Jobs
1	8,428	28	8,420	Bakersfield	4,706
2	11,789	29	2,638	Chico	2,050
3	6,585	30	6,214	El Centro	796
4	7,406	31	2,506	Fresno	6,454
5	4,424	32	3,839	Hanford-Corcoran	442
6	6,402	33	11,583	Los Angeles-Long Beach-Santa Ana	99,368
7	3,624	34	5,514	Madera	771
8	4,558	35	5,526	Merced	921
9	4,688	36	4,727	Modesto	3,222
10	3,836	37	4,094	Napa	1,619
11	9,753	38	4,207	Oxnard-Thousand Oaks-Ventura	6,679
12	16,313	39	7,636	Redding	1,927
13	8,112	40	2,464	Riverside-San Bernardino-Ontario	24,317
14	6,940	41	5,359	Sacramento-Arden-Arcade-Roseville	19,321
15	5,308	42	3,429	Salinas	3,132
16	5,089	43	3,246	San Diego-Carlsbad-San Marcos	34,364
17	10,006	44	1,867	San Francisco-Oakland-Fremont	54,308
18	6,571	45	14,140	San Jose-Sunnyvale-Santa Clara	18,954
19	3,161	46	2,721	San Luis Obispo-Paso Robles	4,539
20	3,884	47	3,821	Santa Barbara-Santa Maria-Goleta	5,850
21	4,128	48	5,360	Santa Cruz-Watsonville	2,389
22	2,795	49	12,029	Santa Rosa-Petaluma	6,086
23	3,317	50	5,022	Stockton	3,775
24	10,959	51	5,964	Vallejo-Fairfield	2,192
25	5,148	52	9,133	Visalia-Porterville	2,027
26	3,699	53	1,702	Yuba City	874
27	8,456			Rural	7,461



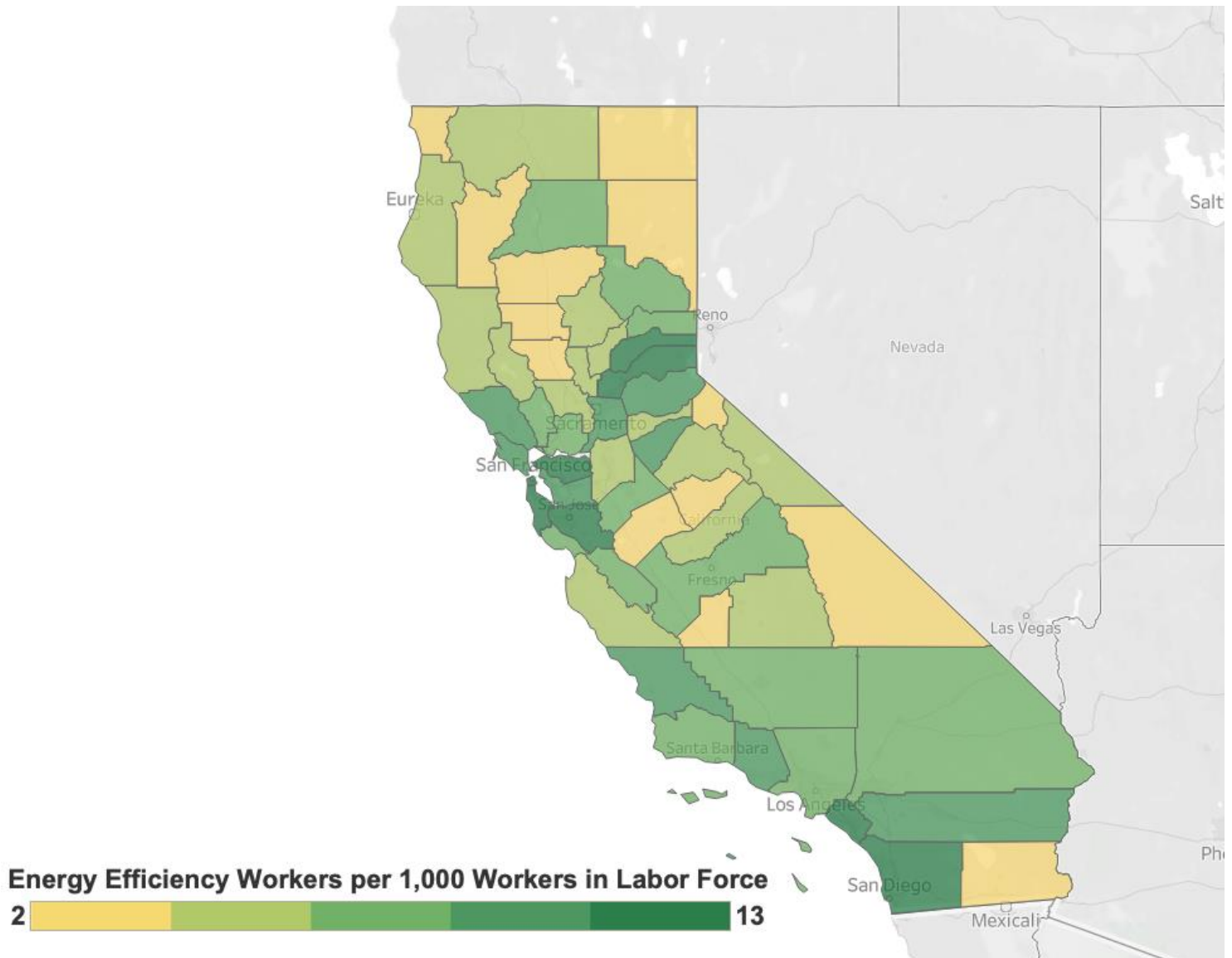
State Senate

District	Jobs		District	Jobs		District	Jobs		District	Jobs
1	12,800		11	16,603		21	4,165		31	3,572
2	11,510		12	4,231		22	7,279		32	3,936
3	10,817		13	9,590		23	4,468		33	4,733
4	5,598		14	5,883		24	8,613		34	9,288
5	6,009		15	5,603		25	5,263		35	3,687
6	5,832		16	3,939		26	12,342		36	13,052
7	8,125		17	9,702		27	8,255		37	9,639
8	8,275		18	8,449		28	7,112		38	9,905
9	10,814		19	8,962		29	8,604		39	12,578
10	12,603		20	8,498		30	5,352		40	2,857

State Assembly

District	Jobs		District	Jobs		District	Jobs
1	6,823		31	1,232		61	2,807
2	5,253		32	1,916		62	2,511
3	2,173		33	2,905		63	2,015
4	7,071		34	1,794		64	2,345
5	3,880		35	6,007		65	4,250
6	6,083		36	2,523		66	2,155
7	7,431		37	7,824		67	2,671
8	1,237		38	4,839		68	8,915
9	1,094		39	2,792		69	2,840
10	4,920		40	3,181		70	2,552
11	2,442		41	5,731		71	5,051
12	3,968		42	4,112		72	2,692
13	1,844		43	3,678		73	4,403
14	6,945		44	2,245		74	5,271
15	5,423		45	6,320		75	4,175
16	2,666		46	2,180		76	3,686
17	16,031		47	1,325		77	11,466
18	5,245		48	2,753		78	8,149
19	1,973		49	2,096		79	1,798
20	4,393		50	9,160		80	90
21	1,300		51	2,803			
22	5,065		52	5,012			
23	5,366		53	3,640			
24	6,201		54	3,138			
25	8,443		55	4,242			
26	3,042		56	993			
27	1,773		57	3,010			
28	2,947		58	867			
29	4,772		59	506			
30	1,891		60	2,176			

Energy Efficiency Jobs by County



E4TheFuture is dedicated to bringing clean, efficient energy home for every American and promotes energy solutions to advance climate protection and economic fairness. Visit www.E4TheFuture.org



E2 is a national, nonpartisan group of business leaders, investors and others who advocate for smart policies that are good for the environment and good for the economy. Visit www.e2.org



BW Research Partnership is a full-service, economic and workforce research consulting firm with offices in Carlsbad, California and Wrentham, Massachusetts. It is the nation's leading provider of accurate, comprehensive energy and clean energy research studies. Visit www.bwresearch.com

Data Source: Unless otherwise stated, all data are from the 2019 U.S. Energy and Employment Report, March 2019, by NASEO and EFI (see pages 9-13 for methodology details). This methodology -- adopted by the U.S. Dept. of Energy for its 2017 U.S. Energy and Employment Report, approved by the Office of Management and Budget and grounded on data collected by the Bureau of Labor Statistics -- provides the broadly accepted best accounting of all U.S. energy workers.

Colorado

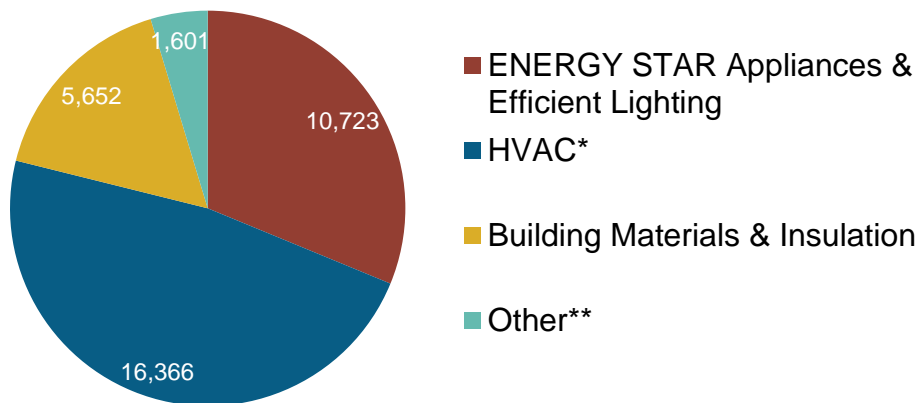
Energy Efficiency Jobs in America

34,342
Total Jobs

What are EE Jobs?

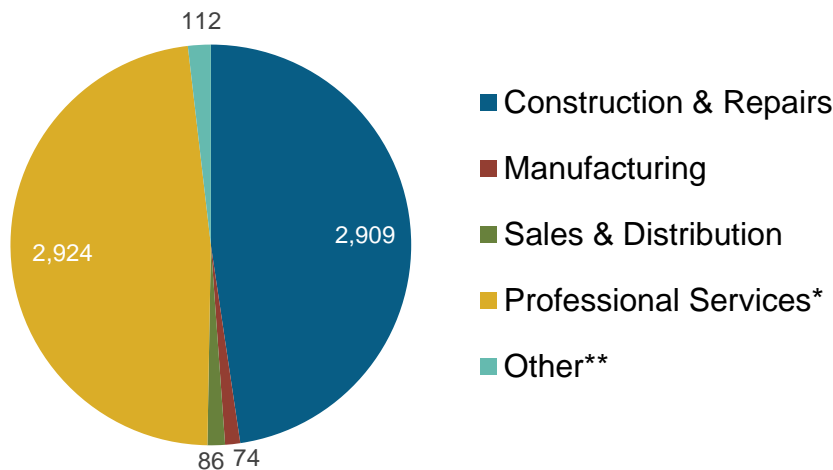
Delivery of goods and services that lower energy use by improving technologies, appliances, buildings, and energy systems.

Jobs by Sector



*Heating, Ventilation, Air Conditioning of higher than standard efficiency/renewable heating & cooling
**Other such as energy audits, building certifications, and software services

Firms by Supply Chain



*Professional services includes finance/accounting, architecture, engineering, R&D, etc.
**Other such as maintenance, and business and nonprofit organizations

**In Colorado,
EE Jobs
Comprise:**

9%
of All
Construction Jobs

22%
of All
Energy Sector Jobs

12%
of Colorado residents
employed in EE are
Veterans

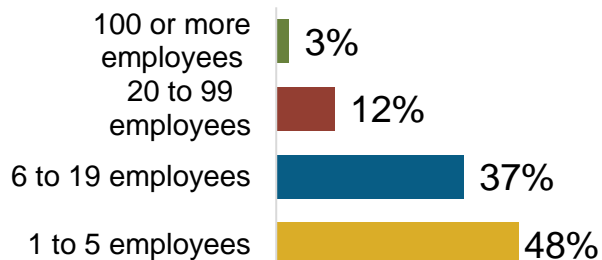
Presented by:



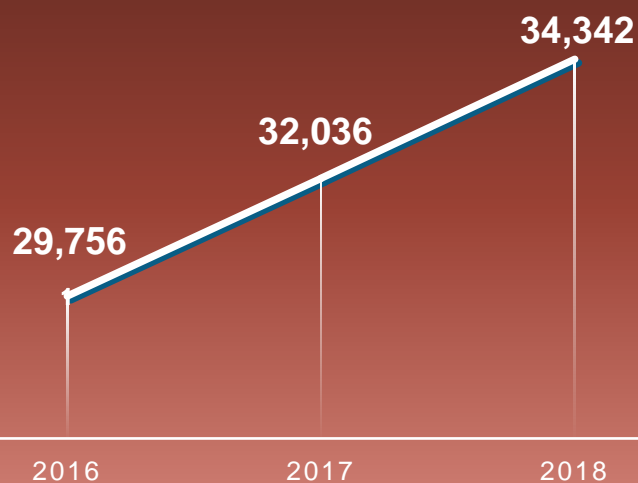
Good for the Economy.
Good for the Environment.

6,105 Energy Efficiency Businesses

Firm Size



WORKERS EMPLOYED



Where are EE Jobs?

Congressional		Metropolitan Areas	
District	Jobs	Area	Jobs
1	9,453	Boulder	3,207
2	9,120	Colorado Springs	3,246
3	4,894	Denver-Aurora	17,230
4	4,753	Fort Collins-Loveland	2,525
5	3,462	Grand Junction	865
6	1,141	Greeley	1,393
7	1,520	Pueblo	611
		Rural	5,264

[I conduct] life cycle assessments to reduce [energy] impacts.

Angela Fisher,
Aspire Sustainability,
Breckenridge, CO

Energy efficiency:
America's
Job-creation
powerhouse



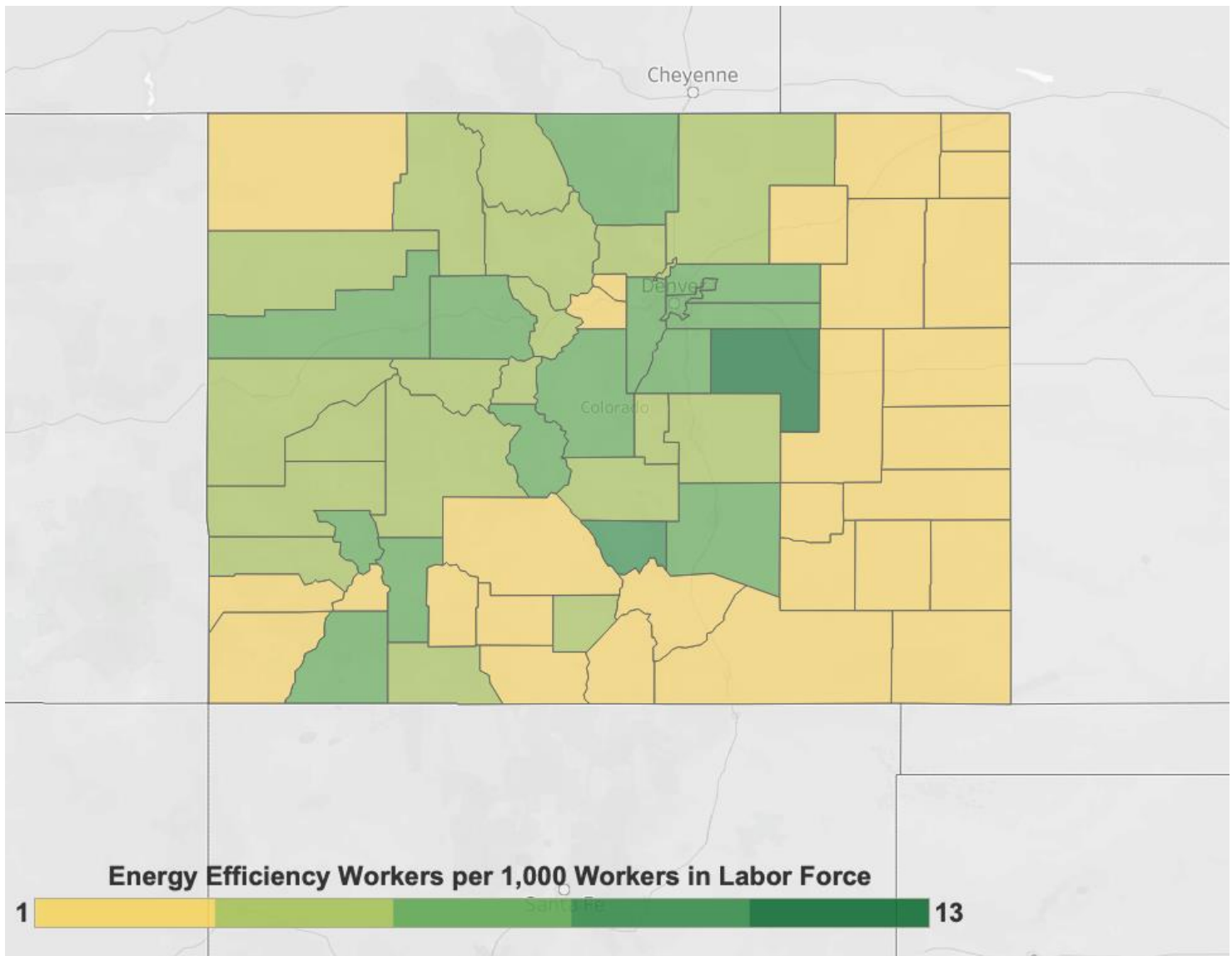
State Senate

District	Jobs		District	Jobs		District	Jobs		District	Jobs
1	2,078		11	799		21	1,713		31	1,949
2	1,179		12	26		22	<5		32	1,081
3	547		13	502		23	126		33	551
4	1,888		14	759		24	143		34	1,626
5	1,674		15	1,534		25	338		35	473
6	1,130		16	3,165		26	2,188			
7	877		17	1,699		27	<5			
8	1,287		18	965		28	136			
9	1,426		19	1,142		29	99			
10	289		20	679		30	271			

State House of Representatives

District	Jobs		District	Jobs		District	Jobs
1	1,381		28	<5		55	<5
2	1,609		29	171		56	139
3	2,409		30	1,198		57	481
4	610		31	51		58	513
5	2,042		32	61		59	867
6	1,123		33	278		60	226
7	626		34	27		61	858
8	<5		35	<5		62	230
9	335		36	262		63	119
10	2,419		37	<5		64	345
11	571		38	290		65	261
12	741		39	1,290		63	<5
13	539		40	<5		64	139
14	748		41	<5		65	481
15	447		42	<5			
16	625		43	<5			
17	916		44	<5			
18	162		45	<5			
19	279		46	440			
20	10		47	294			
21	8		48	1,940			
22	335		49	1,451			
23	1,286		50	68			
24	645		51	<5			
25	194		52	<5			
26	1,019		53	<5			
27	440		54	967			

Energy Efficiency Jobs by County



E4TheFuture is dedicated to bringing clean, efficient energy home for every American and promotes energy solutions to advance climate protection and economic fairness. Visit www.E4TheFuture.org



E2 is a national, nonpartisan group of business leaders, investors and others who advocate for smart policies that are good for the environment and good for the economy. Visit www.e2.org



BW Research Partnership is a full-service, economic and workforce research consulting firm with offices in Carlsbad, California and Wrentham, Massachusetts. It is the nation's leading provider of accurate, comprehensive energy and clean energy research studies. Visit www.bwresearch.com

Data Source: Unless otherwise stated, all data are from the 2019 U.S. Energy and Employment Report, March 2019, by NASEO and EFI (see pages 9-13 for methodology details). This methodology -- adopted by the U.S. Dept. of Energy for its 2017 U.S. Energy and Employment Report, approved by the Office of Management and Budget and grounded on data collected by the Bureau of Labor Statistics -- provides the broadly accepted best accounting of all U.S. energy workers.

Connecticut

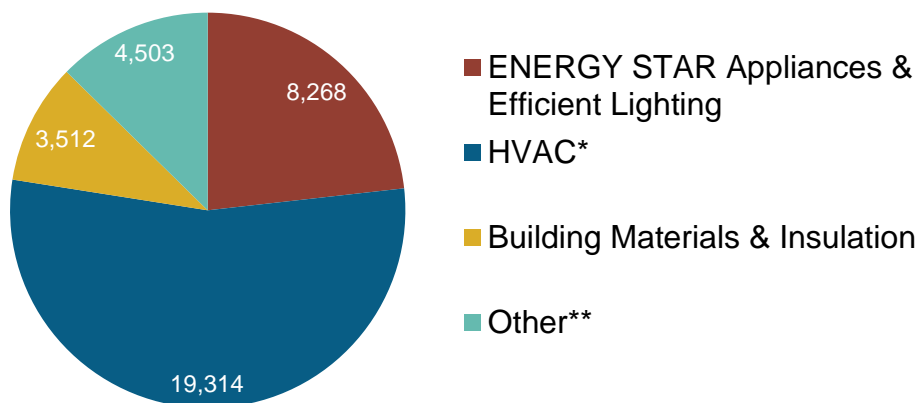
Energy Efficiency Jobs in America

35,597
Total Jobs

What are EE Jobs?

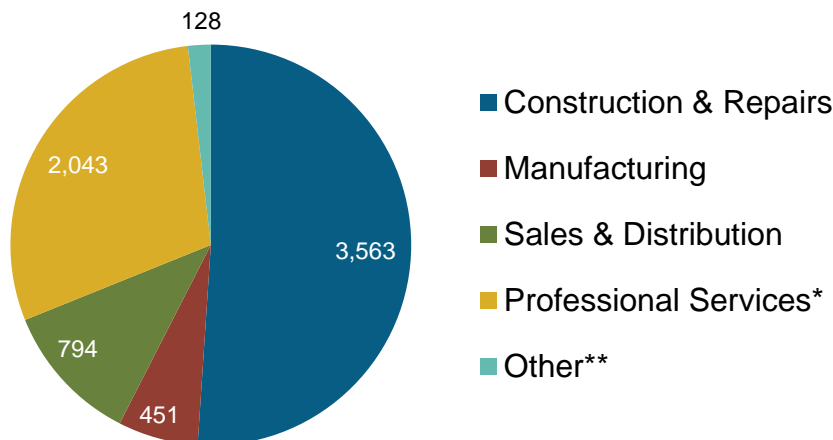
Delivery of goods and services that lower energy use by improving technologies, appliances, buildings, and energy systems.

Jobs by Sector



*Heating, Ventilation, Air Conditioning of higher than standard efficiency/renewable heating & cooling
**Other such as energy audits, building certifications, and software services

Firms by Supply Chain



*Professional services includes finance/accounting, architecture, engineering, R&D, etc.
**Other such as maintenance, and business and nonprofit organizations

In Connecticut,
EE Jobs
Comprise:

30%
of All
Construction Jobs

47%
of All
Energy Sector Jobs

7%
of Connecticut
residents employed in
EE are **Veterans**

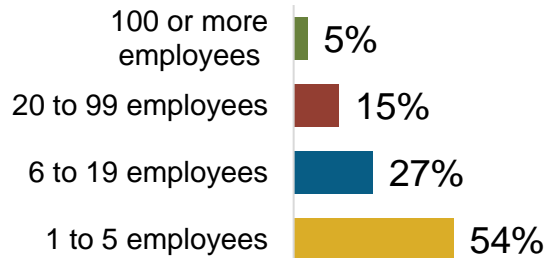
Presented by:



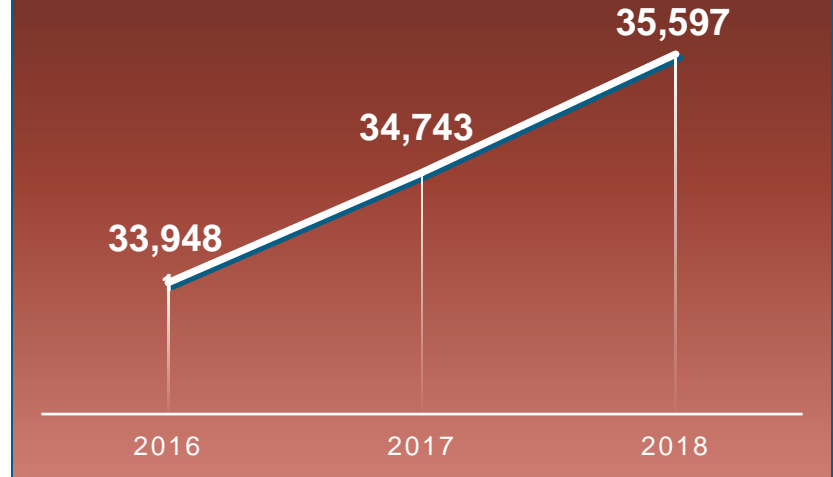
Good for the Economy.
Good for the Environment.

6,980 Energy Efficiency Businesses

Firm Size



WORKERS EMPLOYED



Where are EE Jobs?

Congressional		Metropolitan Areas	
District	Jobs	Area	Jobs
1	8,736	Bridgeport-Stamford-Norwalk	12,020
2	5,268	Hartford-West Hartford-East Hartford	11,564
3	7,154	New Haven-Milford	7,186
4	8,953	Norwich-New London	2,133
5	5,486	Rural	2,695

I install efficiency measures in customers' houses [& provide education].

Chakeem Longman,
Energy Efficiency Solutions,
Hartford, CT

Energy efficiency:
America's
Job-creation
powerhouse

Faces of
EE
JOBS

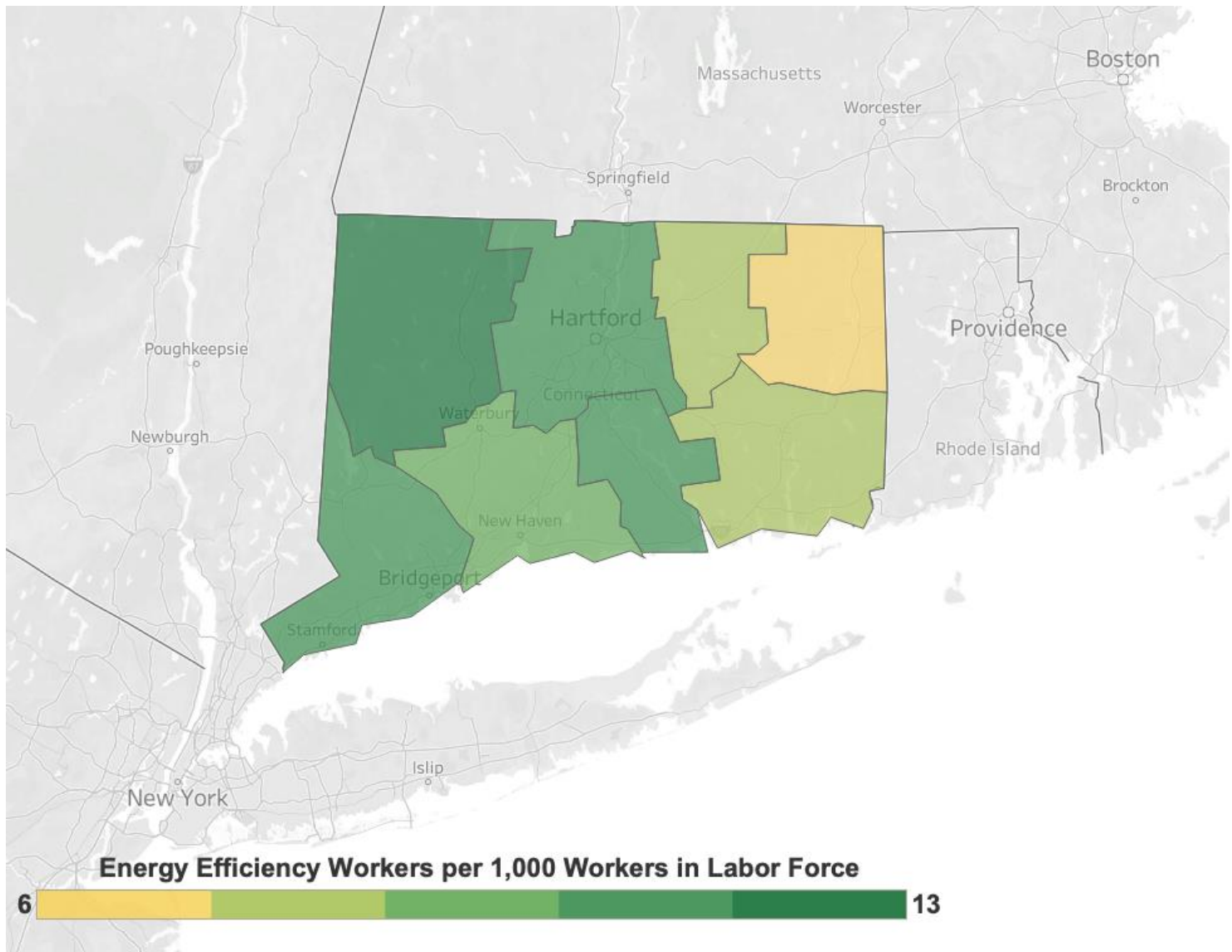
State Senate

District	Jobs		District	Jobs		District	Jobs		District	Jobs
1	1,872		11	1,015		21	1,669		31	722
2	638		12	1,054		22	673		32	813
3	1,285		13	1,179		23	74		33	920
4	912		14	977		24	1,854		34	<5
5	1,150		15	981		25	2,148		35	364
6	480		16	555		26	1,208		36	1,312
7	742		17	274		27	2,262			
8	1,184		18	875		28	1,210			
9	1,177		19	708		29	482			
10	1,223		20	1,080		30	524			

State House of Representatives

District	Jobs		District	Jobs		District	Jobs		District	Jobs		District	Jobs
1	8,736		32	200		63	599		94	<5		125	646
2	5,268		33	510		64	261		95	145		126	171
3	7,154		34	291		65	<5		96	<5		127	<5
4	8,953		35	208		66	469		97	109		128	141
5	5,486		36	415		67	291		98	376		129	<5
6	212		37	127		68	197		99	<5		130	<5
7	1,623		38	523		69	283		100	<5		131	171
8	512		39	<5		70	210		101	223		132	813
9	917		40	373		71	133		102	<5		133	<5
10	206		41	<5		72	306		103	<5		134	781
11	<5		42	250		73	160		104	187		135	130
12	65		43	127		74	<5		105	145		136	<5
13	381		44	179		75	<5		106	98		137	1,058
14	893		45	42		76	88		107	272		138	<5
15	<5		46	301		77	410		108	94		139	26
16	489		47	220		78	85		109	<5		140	<5
17	<5		48	116		79	<5		110	<5		141	329
18	493		49	30		80	99		111	368		142	<5
19	<5		50	231		81	97		112	226		143	<5
20	338		51	104		82	287		113	476		144	1,623
21	453		52	108		83	<5		114	294		145	627
22	188		53	16		84	<5		115	214		146	<5
23	448		54	<5		85	870		116	<5		147	<5
24	372		55	165		86	392		117	568		148	<5
25	<5		56	<5		87	<5		118	160		149	1,087
26	82		57	185		88	423		119	<5		150	213
27	207		58	261		89	492		120	456		151	<5
28	441		59	<5		90	<5		121	68			
29	467		60	109		91	<5		122	313			
30	<5		61	228		92	614		123	<5			
31	<5		62	228		93	387		124	424			

Energy Efficiency Jobs by County



E4TheFuture is dedicated to bringing clean, efficient energy home for every American and promotes energy solutions to advance climate protection and economic fairness. Visit www.E4TheFuture.org



E2 is a national, nonpartisan group of business leaders, investors and others who advocate for smart policies that are good for the environment and good for the economy. Visit www.e2.org



BW Research Partnership is a full-service, economic and workforce research consulting firm with offices in Carlsbad, California and Wrentham, Massachusetts. It is the nation's leading provider of accurate, comprehensive energy and clean energy research studies. Visit www.bwresearch.com

Data Source: Unless otherwise stated, all data are from the 2019 U.S. Energy and Employment Report, March 2019, by NASEO and EFI (see pages 9-13 for methodology details). This methodology -- adopted by the U.S. Dept. of Energy for its 2017 U.S. Energy and Employment Report, approved by the Office of Management and Budget and grounded on data collected by the Bureau of Labor Statistics -- provides the broadly accepted best accounting of all U.S. energy workers.

District of Columbia

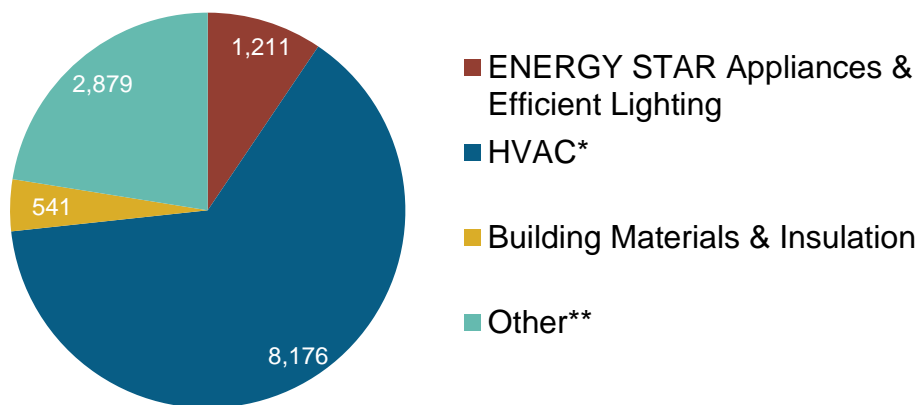
Energy Efficiency Jobs in America

12,807
Total Jobs

What are EE Jobs?

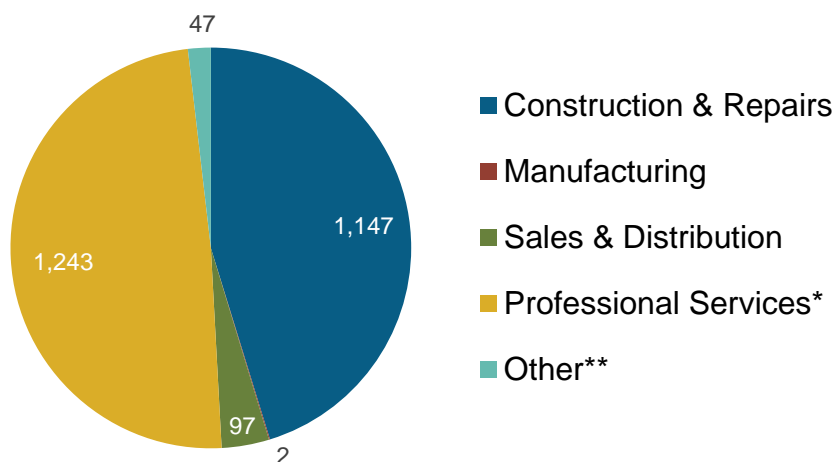
Delivery of goods and services that lower energy use by improving technologies, appliances, buildings, and energy systems.

Jobs by Sector



*Heating, Ventilation, Air Conditioning of higher than standard efficiency/renewable heating & cooling
**Other such as energy audits, building certifications, and software services

Firms by Supply Chain



*Professional services includes finance/accounting, architecture, engineering, R&D, etc.
**Other such as maintenance, and business and nonprofit organizations

**In DC,
EE Jobs
Comprise:**

36%
of All
Construction Jobs

62%
of All
Energy Sector Jobs

16%
of District of Columbia
residents employed in
EE are **Veterans**

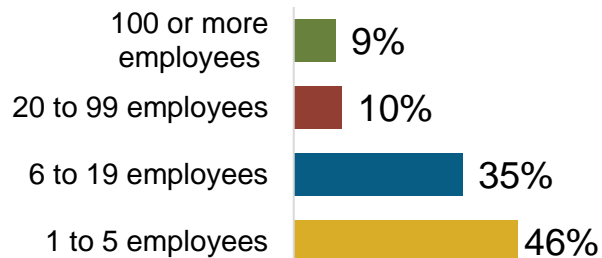
Presented by:



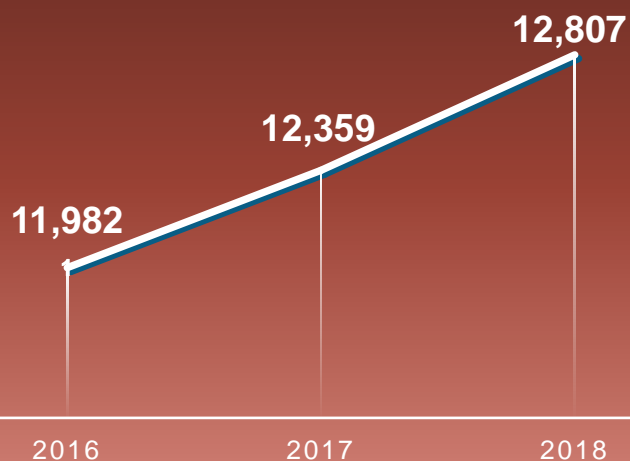
Good for the Economy.
Good for the Environment.

2,536 Energy Efficiency Businesses

Firm Size



WORKERS EMPLOYED



Where are EE Jobs?

Congressional		Metropolitan Areas	
District	Jobs	Area	Jobs
1	12,807	Washington-Arlington-Alexandria	12,807

[I serve as]
Director of the
Healthy
Sustainability
Program.

Lauren Asplen,
 BlueGreen Alliance,
 Washington, DC

Energy efficiency:
 America's
 Job-creation
 powerhouse

Faces of
EE
JOBS

Delaware

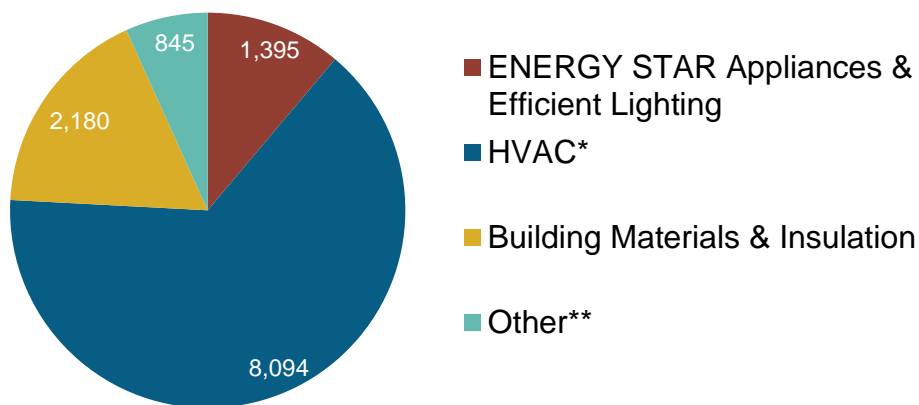
Energy Efficiency Jobs in America

12,514
Total Jobs

What are EE Jobs?

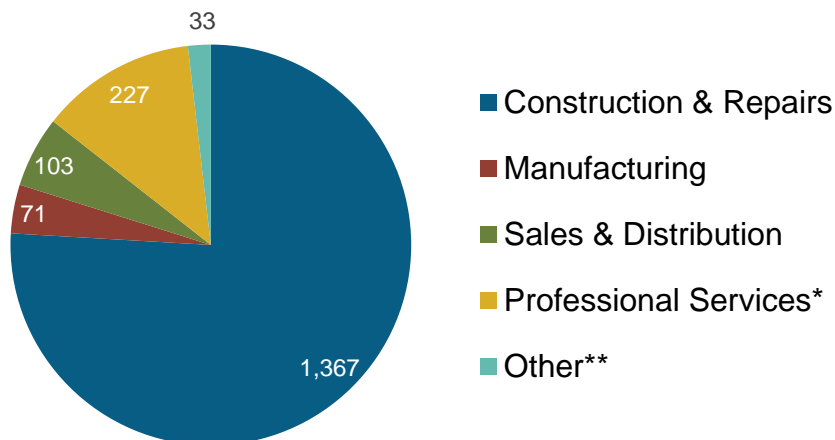
Delivery of goods and services that lower energy use by improving technologies, appliances, buildings, and energy systems.

Jobs by Sector



*Heating, Ventilation, Air Conditioning of higher than standard efficiency/renewable heating & cooling
**Other such as energy audits, building certifications, and software services

Firms by Supply Chain



*Professional services includes finance/accounting, architecture, engineering, R&D, etc.
**Other such as maintenance, and business and nonprofit organizations

**In Delaware,
EE Jobs
Comprise:**

42%
of All
Construction Jobs

56%
of All
Energy Sector Jobs

14%
of Delaware residents
employed in EE are
Veterans

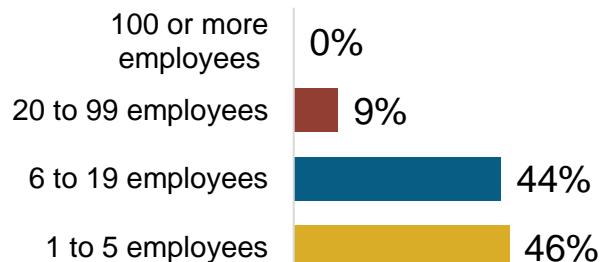
Presented by:



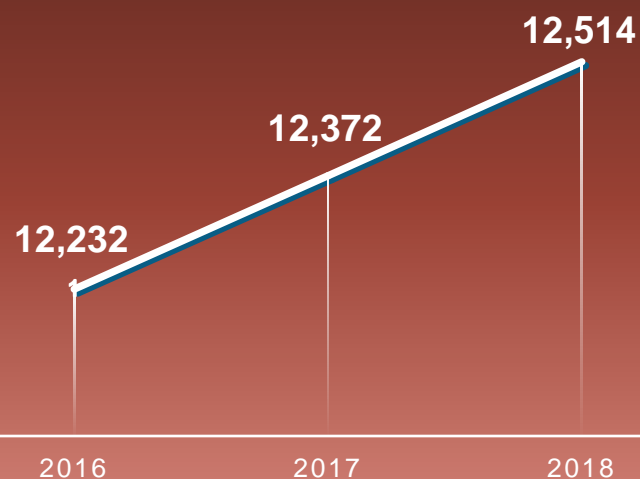
Good for the Economy.
Good for the Environment.

1,801 Energy Efficiency Businesses

Firm Size



WORKERS EMPLOYED



Where are EE Jobs?

Congressional		Metropolitan Areas	
District	Jobs	Area	Jobs
1	12,512	Dover	1,543
		Philadelphia-Camden-Wilmington	7,870
		Rural	3,100

[I am] a LIHEAP project manager.

Scott Smith, First State Community Action Agency, Frankford, DE

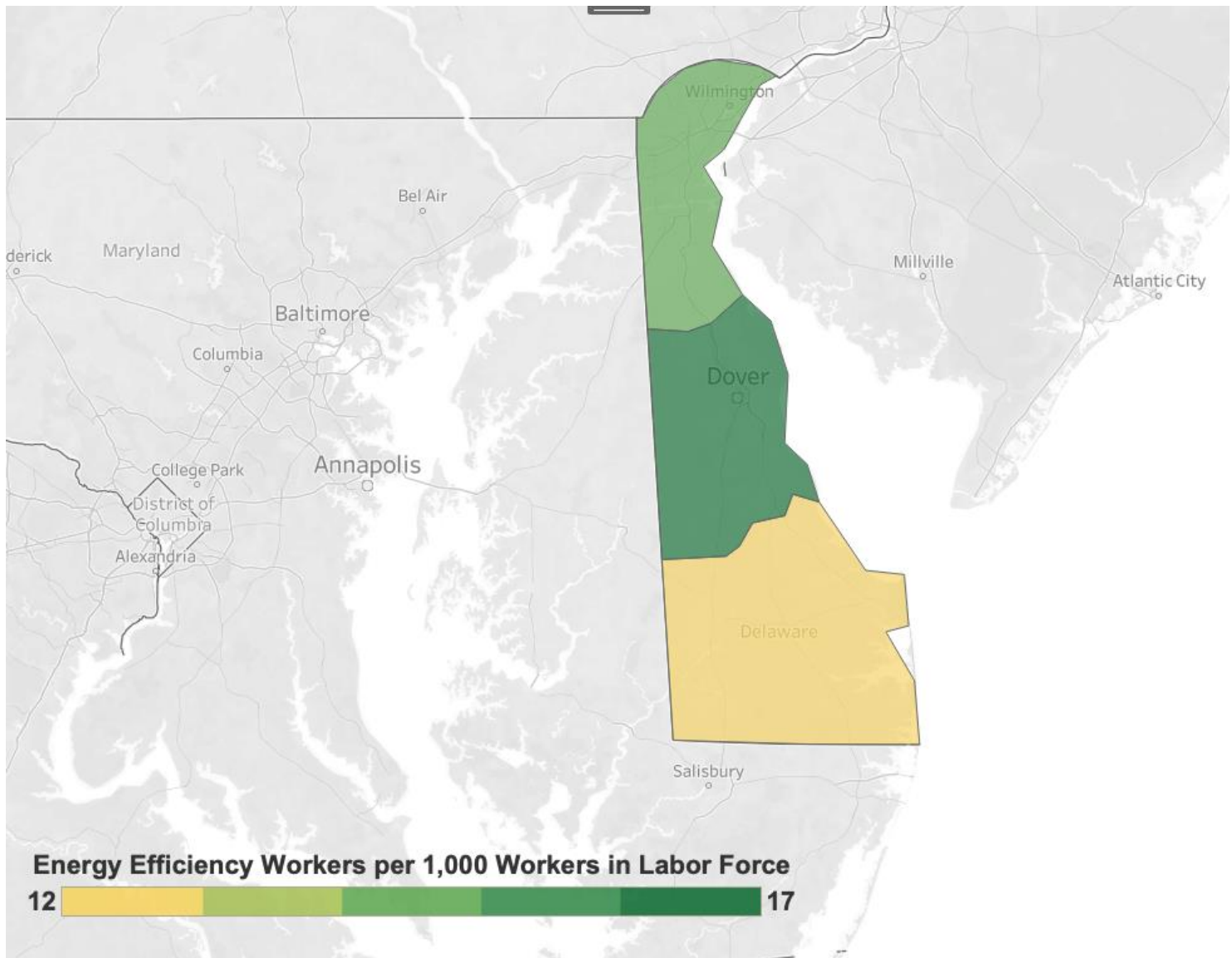
Energy efficiency: America's Job-creation powerhouse

Faces of EE JOBS

State Senate							
District	Jobs		District	Jobs		District	Jobs
1	1,606		11	<5		21	238
2	1,938		12	62			
3	564		13	<5			
4	1,324		14	828			
5	258		15	859			
6	1,582		16	376			
7	<5		17	<5			
8	432		18	297			
9	453		19	260			
10	767		20	670			

State House of Representatives					
District	Jobs		District	Jobs	
1	928		28	435	
2	2,846		29	13	
3	177		30	667	
4	720		31	<5	
5	865		32	76	
6	378		33	<5	
7	<5		34	<5	
8	513		32	618	
9	226		33	<5	
10	<5		34	<5	
11	654		35	662	
12	7		36	<5	
13	<5		37	77	
14	758		38	<5	
15	61		39	435	
16	<5		40	13	
17	413		41	667	
18	<5				
19	<5				
20	830				
21	576				
22	<5				
23	13				
24	<5				
25	<5				
26	<5				
27	<5				

Energy Efficiency Jobs by County



E4TheFuture is dedicated to bringing clean, efficient energy home for every American and promotes energy solutions to advance climate protection and economic fairness. Visit www.E4TheFuture.org



E2 is a national, nonpartisan group of business leaders, investors and others who advocate for smart policies that are good for the environment and good for the economy. Visit www.e2.org



BW Research Partnership is a full-service, economic and workforce research consulting firm with offices in Carlsbad, California and Wrentham, Massachusetts. It is the nation's leading provider of accurate, comprehensive energy and clean energy research studies. Visit www.bwresearch.com

Data Source: Unless otherwise stated, all data are from the 2019 U.S. Energy and Employment Report, March 2019, by NASEO and EFI (see pages 9-13 for methodology details). This methodology -- adopted by the U.S. Dept. of Energy for its 2017 U.S. Energy and Employment Report, approved by the Office of Management and Budget and grounded on data collected by the Bureau of Labor Statistics -- provides the broadly accepted best accounting of all U.S. energy workers.

Florida

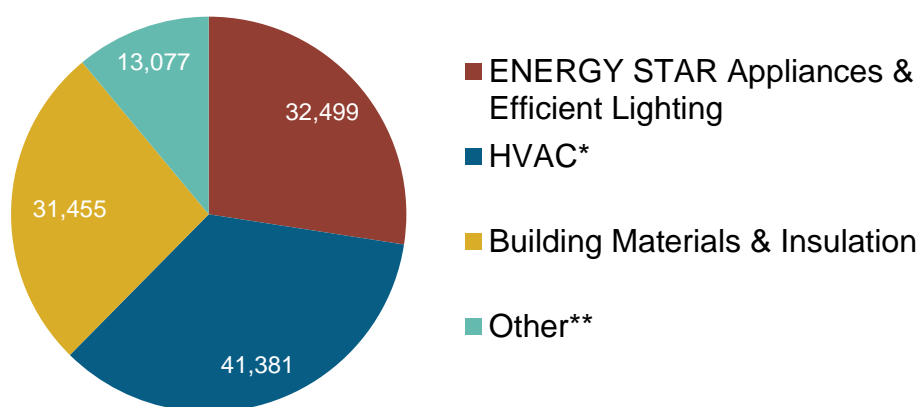
Energy Efficiency Jobs in America

118,412
Total Jobs

What are EE Jobs?

Delivery of goods and services that lower energy use by improving technologies, appliances, buildings, and energy systems.

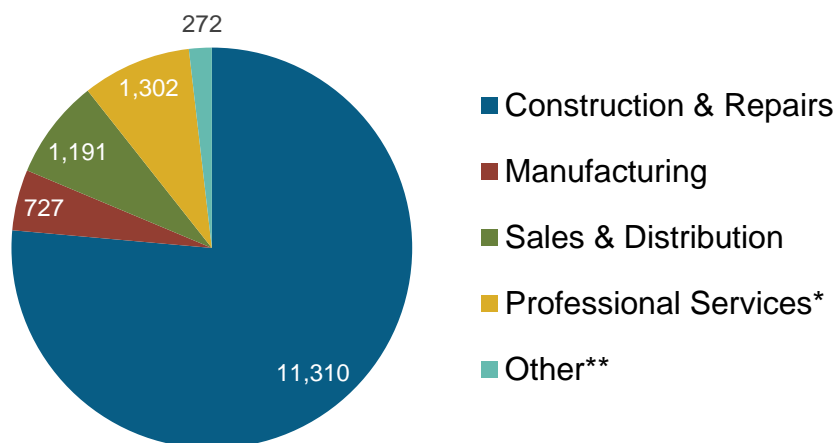
Jobs by Sector



*Heating, Ventilation, Air Conditioning of higher than standard efficiency/renewable heating & cooling

**Other such as energy audits, building certifications, and software services

Firms by Supply Chain



*Professional services includes finance/accounting, architecture, engineering, R&D, etc.

**Other such as maintenance, and business and nonprofit organizations

In Florida,
EE Jobs
Comprise:

17%
of All
Construction Jobs

36%
of All
Energy Sector Jobs

10%
of Florida residents
employed in EE are
Veterans

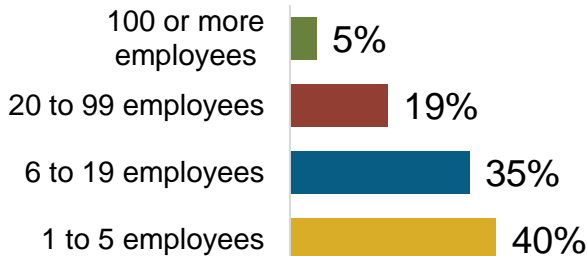
Presented by:



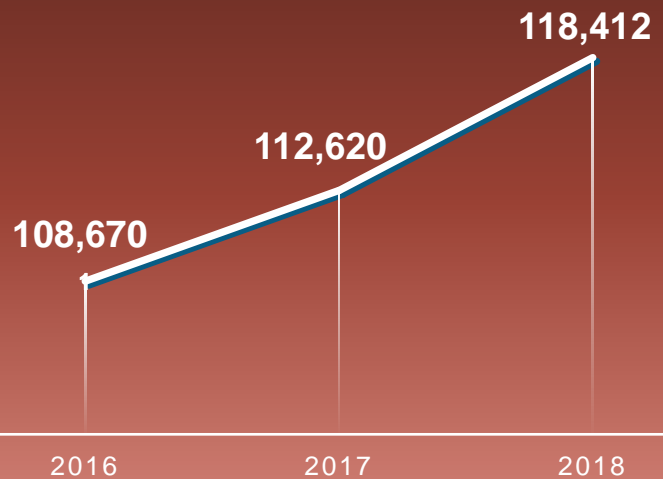
Good for the Economy.
Good for the Environment.

14,802 Energy Efficiency Businesses

Firm Size



WORKERS EMPLOYED



Where are EE Jobs?

Congressional		Metropolitan Areas	
District	Jobs	Area	Jobs
1	4,156	Cape Coral-Fort Myers	4,909
2	4,014	Deltona-Daytona Beach-Ormond Beach	2,446
3	3,722	Fort Walton Beach-Crestview-Destin	1,254
4	6,047	Gainesville	1,500
5	5,788	Jacksonville	8,326
6	3,643	Lakeland	2,051
7	3,606	Miami-Fort Lauderdale-Pompano Beach	42,375
8	4,232	Naples-Marco Island	2,686
9	2,020	Ocala	1,546
10	2,182	Orlando-Kissimmee	12,015
11	2,671	Palm Bay-Melbourne-Titusville	3,145
12	4,848	Palm Coast	352
13	3,556	Panama City-Lynn Haven	1,021
14	5,311	Pensacola-Ferry Pass-Brent	2,416
15	1,685	Port St. Lucie	2,905
16	4,968	Punta Gorda	949
17	2,777	Sarasota-Bradenton-Venice	4,877
18	9,641	Sebastian-Vero Beach	1,004
19	6,395	Tallahassee	2,440
20	9,113	Tampa-St. Petersburg-	15,286
21	2,106	Rural	4,910
22	5,304		
23	5,275		
24	4,147		
25	4,104		
26	3,350		
27	3,749		

We design and develop sustainable homes.

Paola Garcia,
PG Homes,
Doral, FL

Energy efficiency:
America's
Job-creation
powerhouse



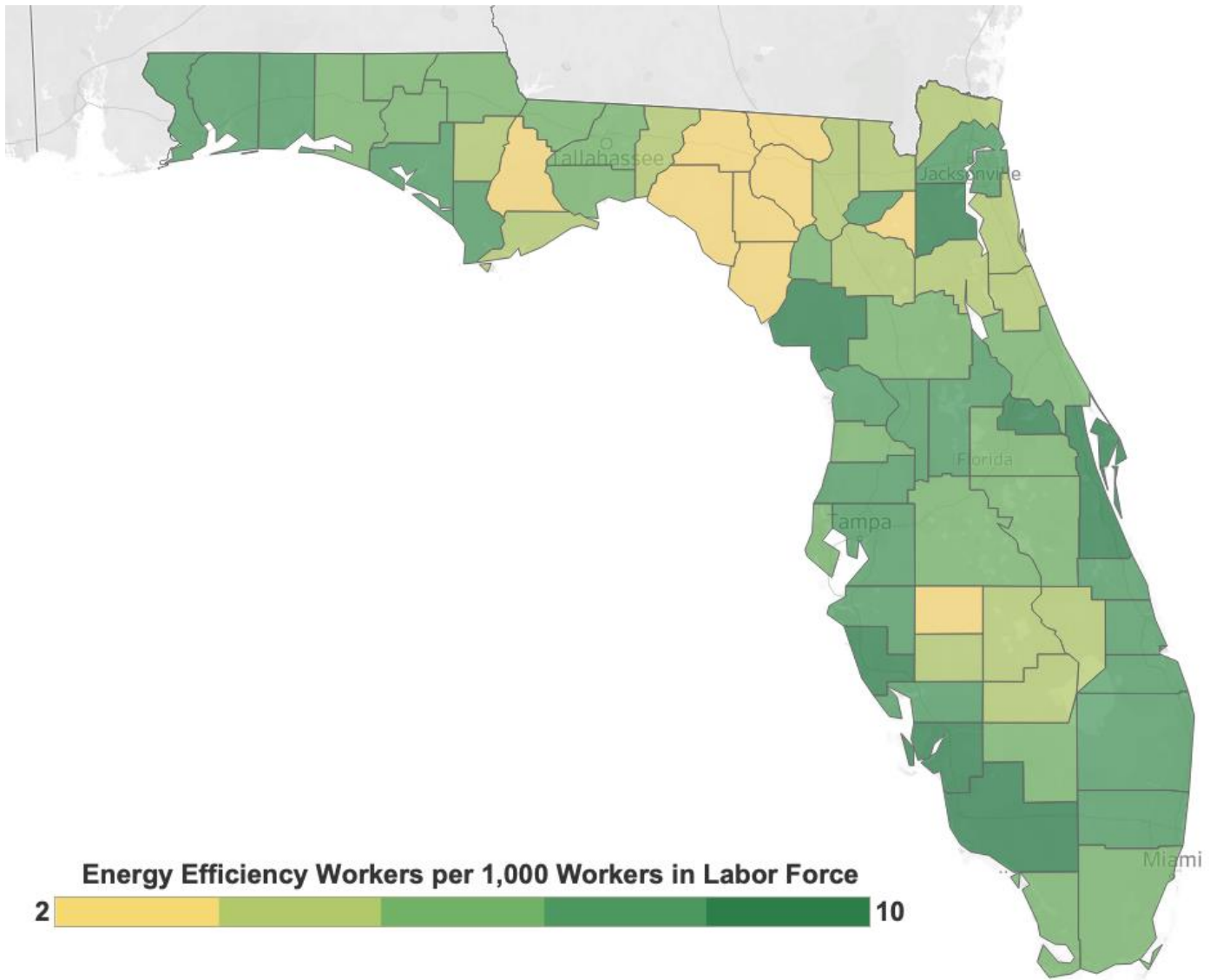
State Senate

District	Jobs		District	Jobs		District	Jobs		District	Jobs
1	2,979		11	2,159		21	2,384		31	4,950
2	2,468		12	3,705		22	1,281		32	2,232
3	2,802		13	2,145		23	4,676		33	3,045
4	5,817		14	1,344		24	748		34	3,789
5	2,309		15	1,669		25	6,593		35	8,117
6	3,185		16	2,918		26	1,977		36	1,365
7	1,897		17	4,112		27	3,391		37	2,254
8	2,073		18	1,634		28	3,395		38	2,814
9	437		19	5,099		29	4,316		39	2,303
10	3,570		20	3,130		30	2,992		40	336

State House of Representatives

District	Jobs		District	Jobs		District	Jobs		District	Jobs
1	1,127		32	1,003		60	3,156		91	96
2	892		33	394		61	400		92	3,601
3	598		34	1,009		62	778		93	2,471
4	930		32	421		63	5		94	1,779
5	1,000		33	995		64	974		95	611
6	869		34	900		65	700		96	696
7	871		35	499		66	1,229		97	715
8	1,296		36	1,568		67	717		98	689
9	625		37	319		68	1,023		99	1,599
10	756		38	171		69	399		100	1,174
11	1,556		39	867		70	1,909		101	453
12	1,709		40	43		71	685		102	1,115
13	1,253		41	983		72	1,031		103	1,874
14	554		42	539		73	373		104	28
15	444		43	1,663		74	835		105	893
16	945		44	990		75	1,097		106	850
17	1,097		45	185		76	2,141		107	664
18	553		46	459		77	867		108	1,161
19	425		47	282		78	1,881		109	784
20	1,806		48	1,290		79	238		110	239
21	369		49	1,345		80	1,456		111	800
22	702		50	282		81	1,635		112	4,578
23	204		51	1,236		82	4,968		113	482
24	1,239		52	662		83	1,235		114	988
25	872		53	332		84	275		115	1,381
26	479		54	1,108		85	1,455		116	214
27	301		55	1,552		86	1,525		117	363
28	1,990		56	68		87	805		118	<5
29	786		57	1,003		88	1,080		119	62
30	1,543		58	394		89	2,614		120	810
31	647		59	1,009		90	148			

Energy Efficiency Jobs by County



E4TheFuture is dedicated to bringing clean, efficient energy home for every American and promotes energy solutions to advance climate protection and economic fairness. Visit www.E4TheFuture.org



E2 is a national, nonpartisan group of business leaders, investors and others who advocate for smart policies that are good for the environment and good for the economy. Visit www.e2.org



BW Research Partnership is a full-service, economic and workforce research consulting firm with offices in Carlsbad, California and Wrentham, Massachusetts. It is the nation's leading provider of accurate, comprehensive energy and clean energy research studies. Visit www.bwresearch.com

Data Source: Unless otherwise stated, all data are from the 2019 U.S. Energy and Employment Report, March 2019, by NASEO and EFI (see pages 9-13 for methodology details). This methodology -- adopted by the U.S. Dept. of Energy for its 2017 U.S. Energy and Employment Report, approved by the Office of Management and Budget and grounded on data collected by the Bureau of Labor Statistics -- provides the broadly accepted best accounting of all U.S. energy workers.

Georgia

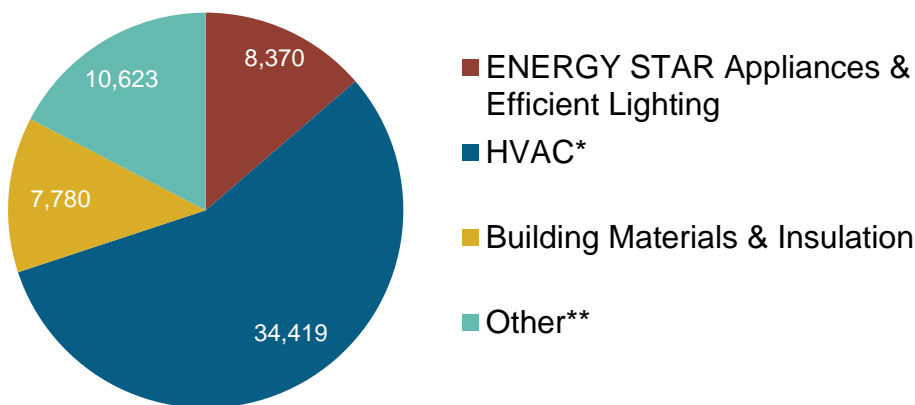
Energy Efficiency Jobs in America

61,193
Total Jobs

What are EE Jobs?

Delivery of goods and services that lower energy use by improving technologies, appliances, buildings, and energy systems.

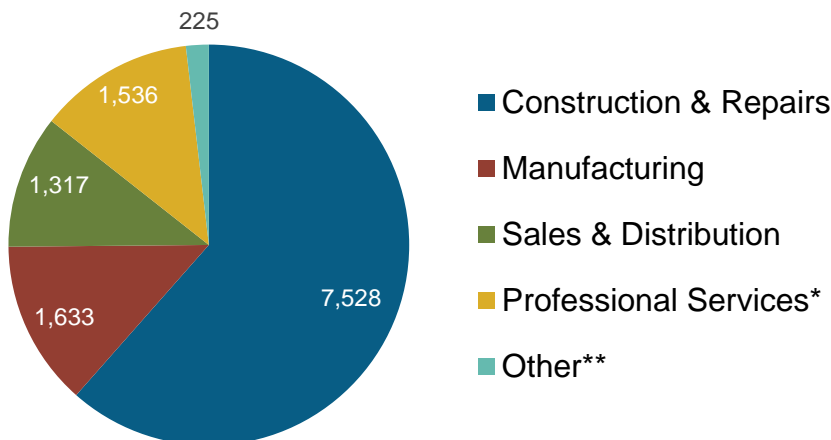
Jobs by Sector



*Heating, Ventilation, Air Conditioning of higher than standard efficiency/renewable heating & cooling

**Other such as energy audits, building certifications, and software services

Firms by Supply Chain



*Professional services includes finance/accounting, architecture, engineering, R&D, etc.

**Other such as maintenance, and business and nonprofit organizations

In Georgia,
EE Jobs
Comprise:

19%
of All
Construction Jobs

31%
of All
Energy Sector Jobs

9%
of Georgia residents
employed in EE are
Veterans

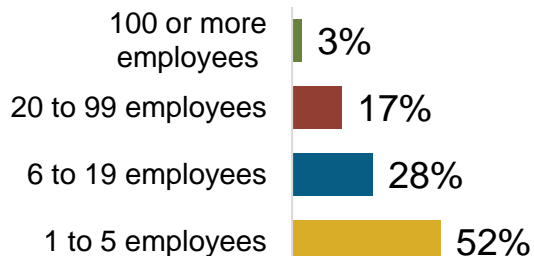
Presented by:



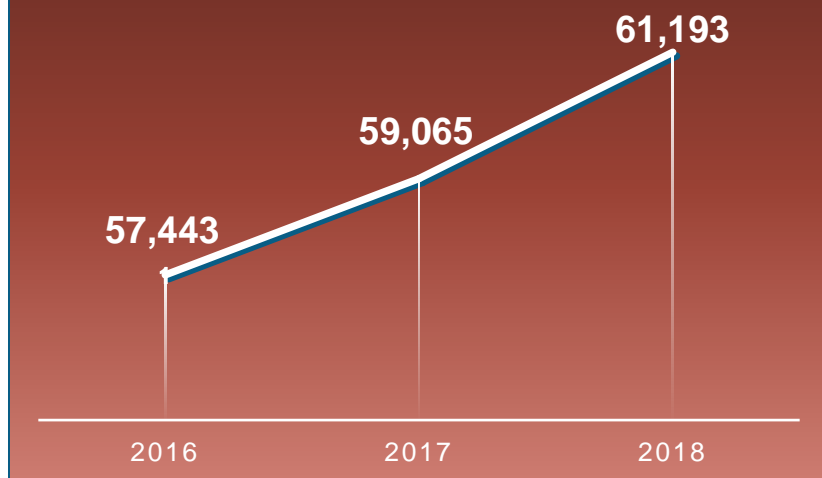
Good for the Economy.
Good for the Environment.

12,239 Energy Efficiency Businesses

Firm Size



WORKERS EMPLOYED



Where are EE Jobs?

Congressional		Metropolitan Areas	
District	Jobs	Area	Jobs
1	4,004	Albany	887
2	4,634	Athens-Clark County	1,122
3	4,127	Atlanta-Sandy Springs-Marietta	39,251
4	5,873	Augusta-Richmond County	2,005
5	8,471	Brunswick	804
6	11,326	Chattanooga	573
7	3,888	Columbus	1,109
8	2,430	Dalton	683
9	4,307	Gainesville	1,076
10	1,971	Hinesville-Fort Stewart	160
11	3,988	Macon	1,660
12	2,977	Rome	502
13	1,301	Savannah	2,188
14	1,894	Valdosta	866
		Warner Robins	541
		Rural	7,768



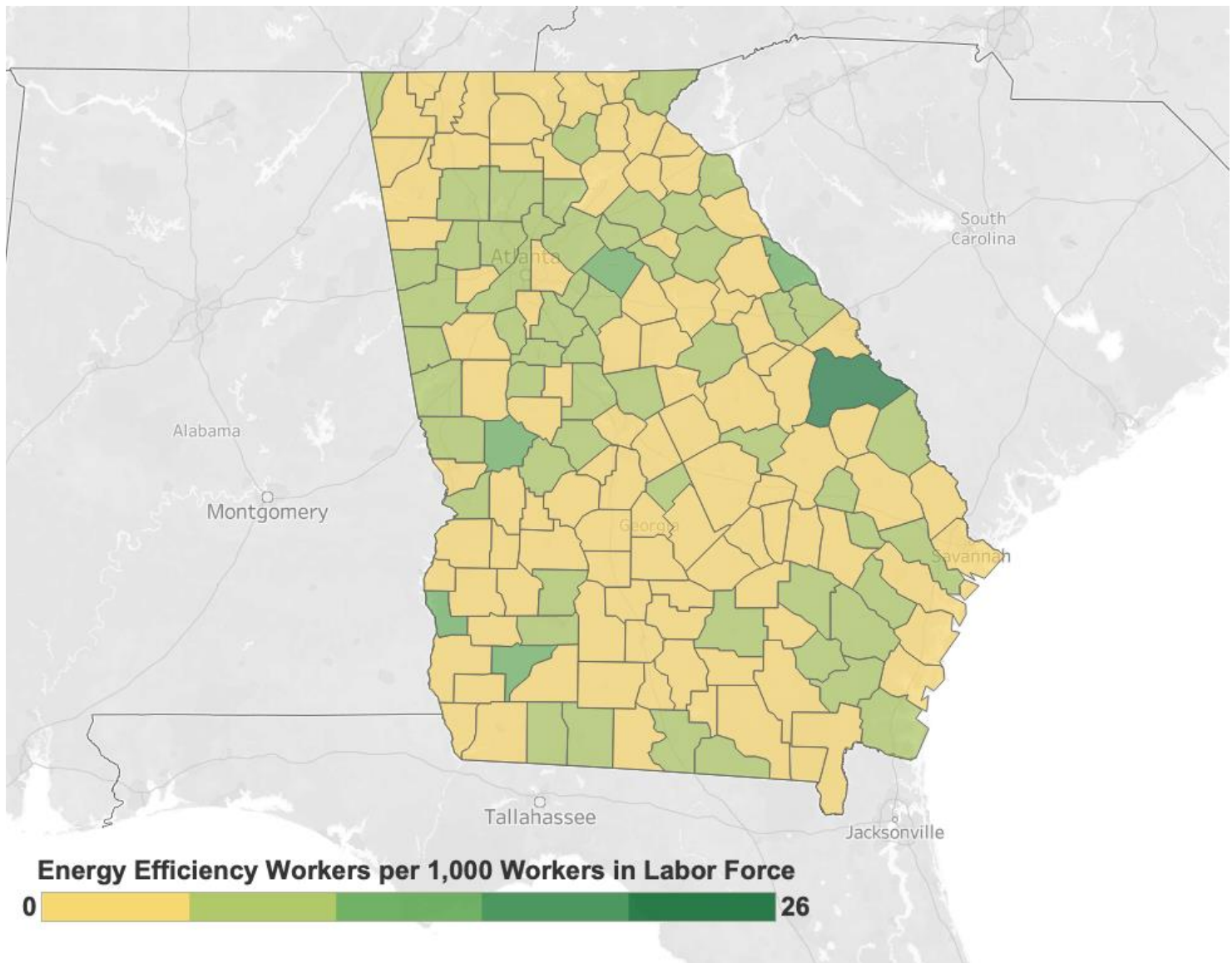
State Senate

District	Jobs		District	Jobs		District	Jobs		District	Jobs
1	1,638		15	977		29	276		43	497
2	539		16	1,728		30	978		44	18
3	1,078		17	925		31	454		45	561
4	946		18	1,588		32	1,607		46	1,053
5	3,117		19	382		33	902		47	234
6	7,105		20	254		34	969		48	<5
7	842		21	3,235		35	372		49	1,162
8	1,262		22	1,521		36	3,616		50	485
9	1,871		23	432		37	175		51	710
10	1,950		24	870		38	139		52	533
11	707		25	984		39	131		53	535
12	977		26	538		40	2,030		54	665
13	310		27	1,577		41	547			
14	3,239		28	1,504		42	448			

State House of Representatives

District	Jobs		District	Jobs		District	Jobs		District	Jobs
1	355		46	<5		91	345		136	<5
2	545		47	1,388		92	314		137	44
3	6		48	<5		93	701		138	90
4	293		49	<5		94	215		139	224
5	301		50	<5		95	510		140	256
6	6		51	1,325		96	<5		141	495
7	1,001		52	1,183		97	<5		142	238
8	383		53	1,151		98	783		143	491
9	195		54	1,068		99	<5		144	563
10	113		55	1,128		100	246		145	<5
11	25		56	1,528		101	317		146	24
12	317		57	387		102	<5		147	6
13	31		58	314		103	201		148	165
14	605		59	284		104	162		149	130
15	481		60	743		105	98		150	173
16	187		61	356		106	<5		151	303
17	449		62	323		107	<5		152	886
18	298		63	804		108	<5		153	<5
19	330		64	497		109	63		154	12
20	1,081		65	54		110	283		155	448
21	192		66	<5		111	<5		156	152
22	1,716		67	43		112	248		157	229
23	<5		68	13		113	<5		158	415
24	314		69	652		114	186		159	237
25	1,081		70	123		115	<5		160	98
26	170		71	111		116	7		161	795
27	668		72	18		117	739		162	428
28	315		73	335		118	6		163	519
29	55		74	415		119	<5		164	202
30	630		75	25		120	238		165	74
31	336		76	326		121	623		166	68
32	359		77	<5		122	295		167	801
33	437		78	18		123	357		168	13
34	2,669		79	1,431		124	548		169	105
35	<5		80	242		125	74		170	112
36	<5		81	1,639		126	135		171	341
37	98		82	539		127	44		172	367
38	420		83	207		128	297		173	74
39	635		84	152		129	248		174	799
40	1,355		85	505		130	55		175	349
41	<5		86	50		131	294		176	6
42	798		87	357		132	19		177	<5
43	<5		88	<5		133	378		178	99
44	<5		89	<5		134	678		179	6
45	847		90	663		135	50		180	105

Energy Efficiency Jobs by County



E4TheFuture is dedicated to bringing clean, efficient energy home for every American and promotes energy solutions to advance climate protection and economic fairness. Visit www.E4TheFuture.org



E2 is a national, nonpartisan group of business leaders, investors and others who advocate for smart policies that are good for the environment and good for the economy. Visit www.e2.org



BW Research Partnership is a full-service, economic and workforce research consulting firm with offices in Carlsbad, California and Wrentham, Massachusetts. It is the nation's leading provider of accurate, comprehensive energy and clean energy research studies. Visit www.bwresearch.com

Data Source: Unless otherwise stated, all data are from the 2019 U.S. Energy and Employment Report, March 2019, by NASEO and EFI (see pages 9-13 for methodology details). This methodology -- adopted by the U.S. Dept. of Energy for its 2017 U.S. Energy and Employment Report, approved by the Office of Management and Budget and grounded on data collected by the Bureau of Labor Statistics -- provides the broadly accepted best accounting of all U.S. energy workers.

Hawaii

Energy Efficiency Jobs in America

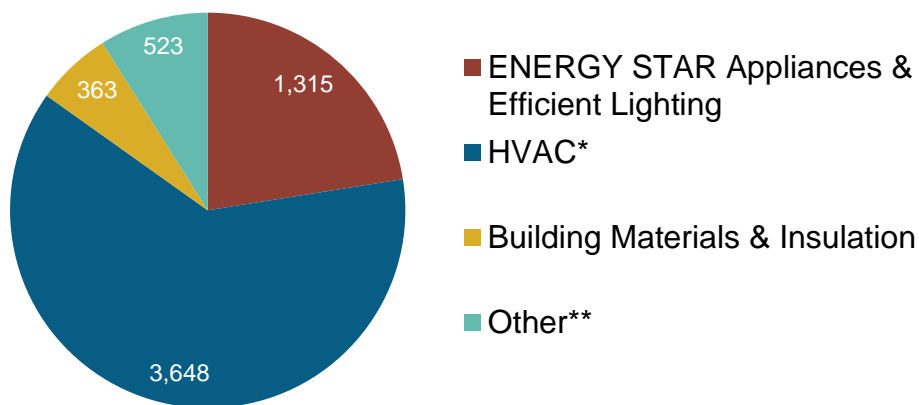
5,850

Total Jobs

What are EE Jobs?

Delivery of goods and services that lower energy use by improving technologies, appliances, buildings, and energy systems.

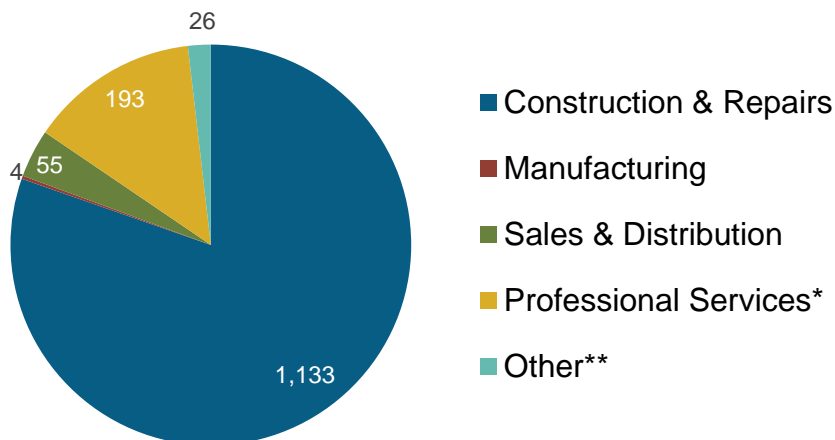
Jobs by Sector



*Heating, Ventilation, Air Conditioning of higher than standard efficiency/renewable heating & cooling

**Other such as energy audits, building certifications, and software services

Firms by Supply Chain



*Professional services includes finance/accounting, architecture, engineering, R&D, etc.

**Other such as maintenance, and business and nonprofit organizations

In Hawaii,
EE Jobs
Comprise:

13%
of All
Construction Jobs

23%
of All
Energy Sector Jobs

13%
of Hawaii residents
employed in EE are
Veterans

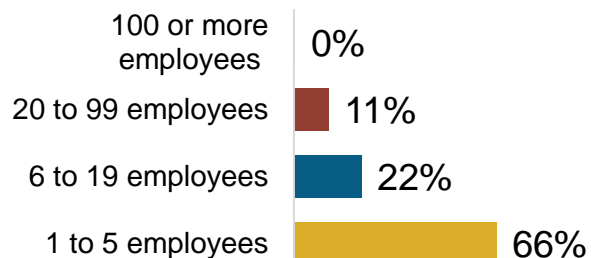
Presented by:



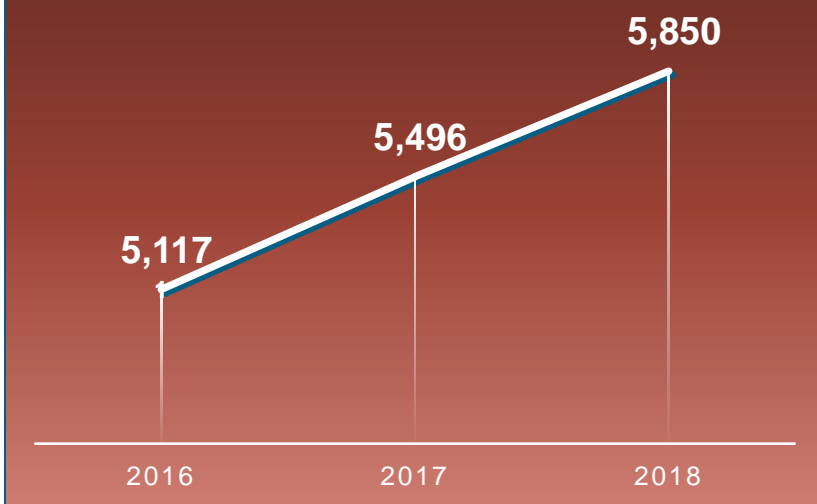
Good for the Economy.
Good for the Environment.

1,410 Energy Efficiency Businesses

Firm Size



WORKERS EMPLOYED



Where are EE Jobs?

Congressional		Metropolitan Areas	
District	Jobs	Area	Jobs
1	3,378	Honolulu	3,783
2	2,472	Rural	2,067

EE is a significant factor in working towards global resiliency.

Yvette Maskrey,
Honeywell Smart Energy,
Honolulu, HI

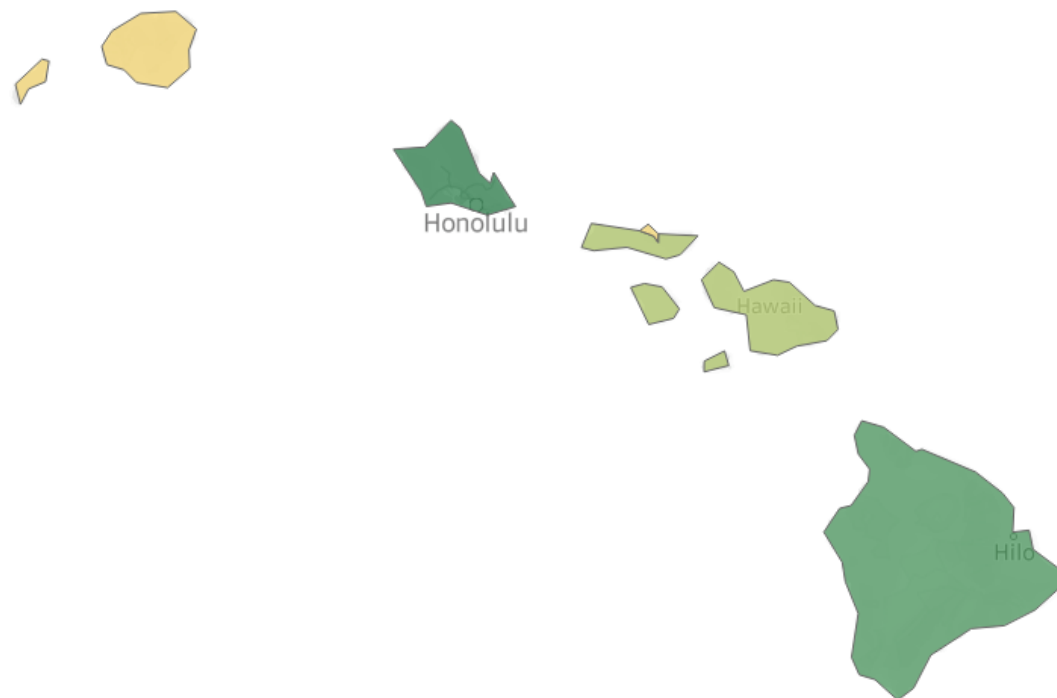
Energy efficiency: America's Job-creation powerhouse

Faces of EE JOBS

State Senate							
District	Jobs		District	Jobs		District	Jobs
1	360		11	1,475		21	43
2	59		12	<5		22	39
3	312		13	266		23	154
4	202		14	552		24	171
5	379		15	<5		25	17
6	270		16	113			
7	128		17	195			
8	366		18	79			
9	383		19	57			
10	114		20	110			

State House of Representatives				
District	Jobs		District	Jobs
1	498		28	402
2	<5		29	<5
3	58		30	319
4	<5		31	<5
5	318		32	<5
6	<5		33	<5
7	50		34	<5
8	379		32	201
9	<5		33	92
10	242		34	<5
11	22		35	<5
12	96		36	162
13	29		37	<5
14	103		38	<5
15	211		39	<5
16	44		40	42
17	100		41	<5
18	187		42	55
19	88		43	<5
20	<5		44	135
21	112		45	<5
22	1,408		46	168
23	44		47	<5
24	<5		48	17
25	263		49	402
26	<5		50	<5
27	<5		51	319

Energy Efficiency Jobs by County



Energy Efficiency Workers per 1,000 Workers in Labor Force



E4TheFuture is dedicated to bringing clean, efficient energy home for every American and promotes energy solutions to advance climate protection and economic fairness. Visit www.E4TheFuture.org



E2 is a national, nonpartisan group of business leaders, investors and others who advocate for smart policies that are good for the environment and good for the economy. Visit www.e2.org



BW Research Partnership is a full-service, economic and workforce research consulting firm with offices in Carlsbad, California and Wrentham, Massachusetts. It is the nation's leading provider of accurate, comprehensive energy and clean energy research studies. Visit www.bwresearch.com

Data Source: Unless otherwise stated, all data are from the 2019 U.S. Energy and Employment Report, March 2019, by NASEO and EFI (see pages 9-13 for methodology details). This methodology -- adopted by the U.S. Dept. of Energy for its 2017 U.S. Energy and Employment Report, approved by the Office of Management and Budget and grounded on data collected by the Bureau of Labor Statistics -- provides the broadly accepted best accounting of all U.S. energy workers.

Idaho

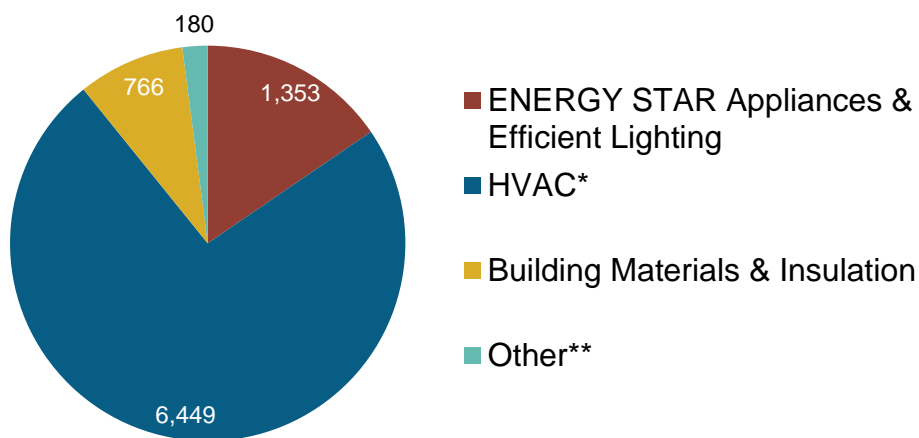
Energy Efficiency Jobs in America

8,747
Total Jobs

What are EE Jobs?

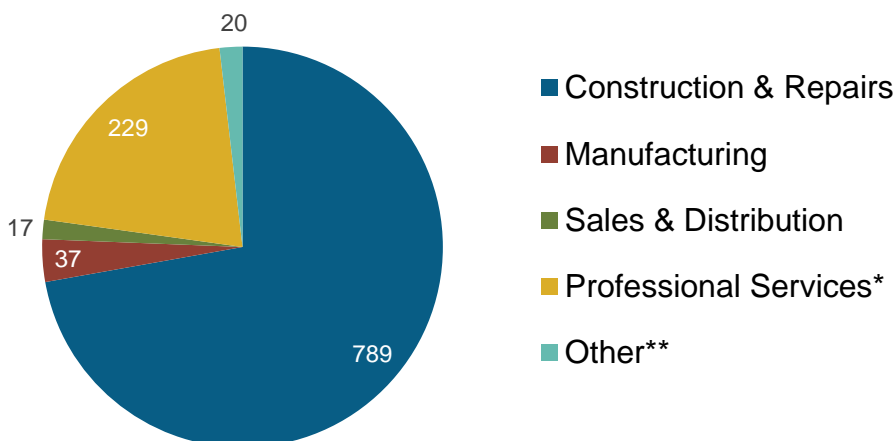
Delivery of goods and services that lower energy use by improving technologies, appliances, buildings, and energy systems.

Jobs by Sector



*Heating, Ventilation, Air Conditioning of higher than standard efficiency/renewable heating & cooling
**Other such as energy audits, building certifications, and software services

Firms by Supply Chain



*Professional services includes finance/accounting, architecture, engineering, R&D, etc.
**Other such as maintenance, and business and nonprofit organizations

In Idaho,
EE Jobs
Comprise:

13%
of All
Construction Jobs

27%
of All
Energy Sector Jobs

9%
of Idaho residents
employed in EE are
Veterans

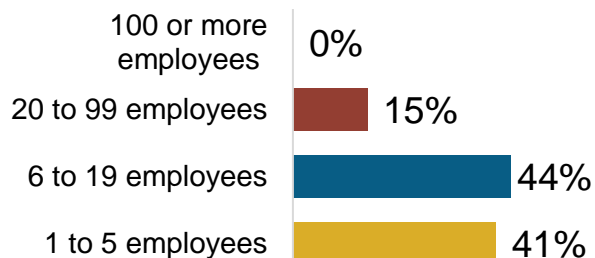
Presented by:



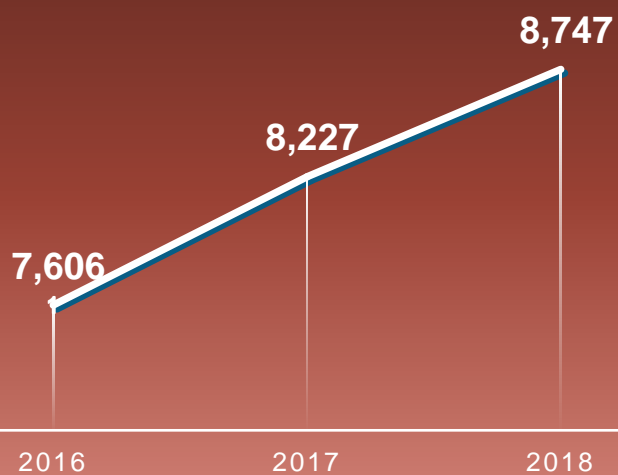
Good for the Economy.
Good for the Environment.

1,093 Energy Efficiency Businesses

Firm Size



WORKERS EMPLOYED



Where are EE Jobs?

Congressional		Metropolitan Areas	
District	Jobs	Area	Jobs
1	5,185	Boise City-Nampa	3,542
2	3,562	Coeur d'Alene	885
		Idaho Falls	789
		Lewiston	263
		Logan	48
		Pocatello	503
		Rural	2,717

Energy efficiency is one of the paramount parts of good architecture.

Tim Boden,
Boden Architecture,
Sandpoint, ID

Energy efficiency: America's Job-creation powerhouse

Faces of EE JOBS

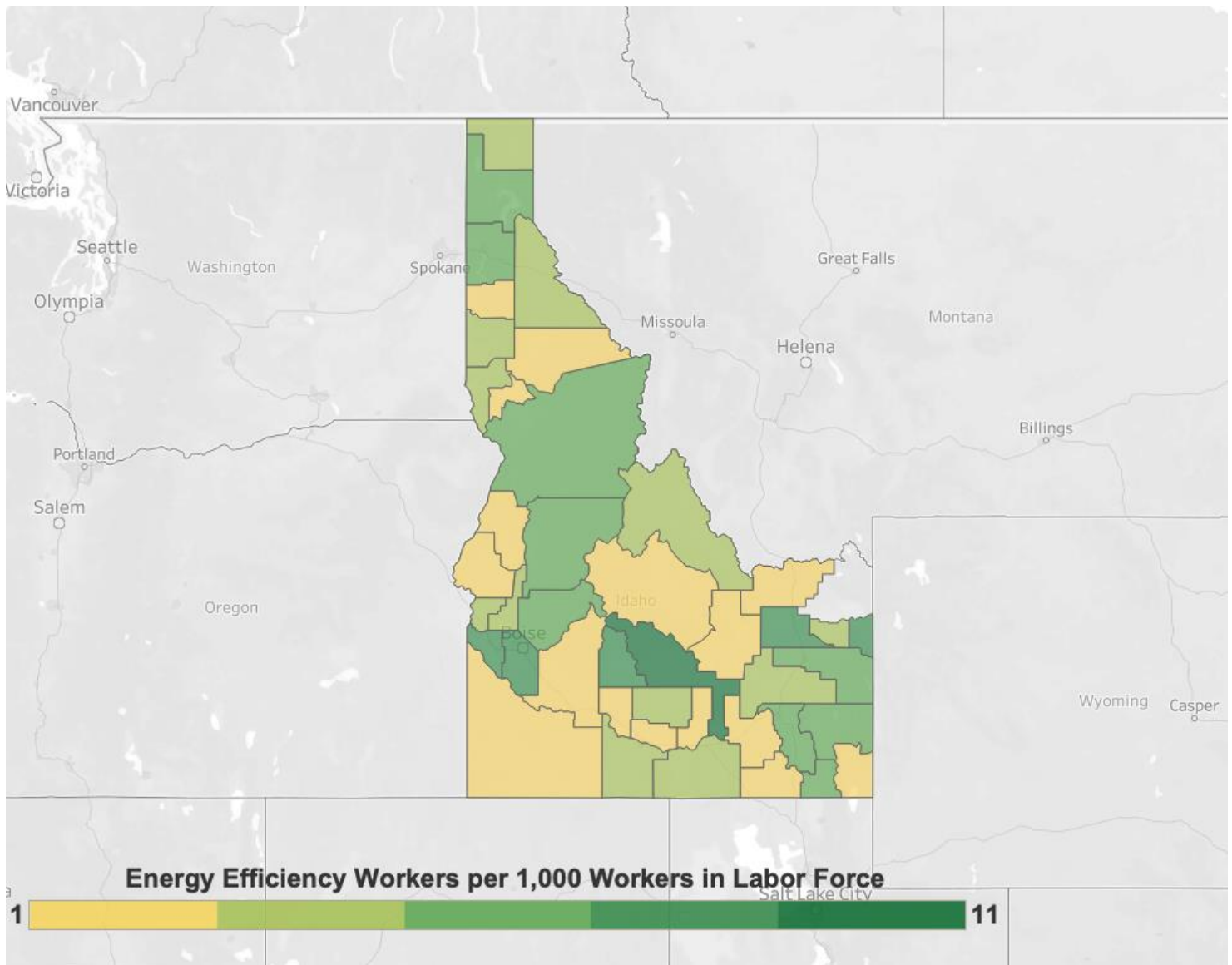
State Senate

District	Jobs		District	Jobs		District	Jobs		District	Jobs
1	353		11	239		21	<5		31	96
2	892		12	<5		22	<5		32	179
3	<5		13	<5		23	149		33	<5
4	<5		14	811		24	429		34	190
5	149		15	423		25	175		35	128
6	312		16	235		26	403			
7	222		17	179		27	187			
8	1,161		18	44		28	470			
9	181		19	<5		29	<5			
10	423		20	<5		30	716			

State House of Representatives

District	Jobs		District	Jobs		District	Jobs
1	352		28	468		52	<5
2	890		29	<5		53	<5
3	<5		30	714		54	<5
4	<5		31	95		55	<5
5	148		32	179		56	<5
6	311		33	<5		57	<5
7	222		34	189		58	<5
8	1,185		32	128		59	<5
9	180		33	<5		60	<5
10	421		34	<5		61	<5
11	238		35	<5		62	<5
12	<5		36	<5		63	<5
13	<5		37	<5		64	<5
14	808		38	<5		65	<5
15	421		39	<5		66	<5
16	234		40	<5		67	<5
17	178		41	<5		68	<5
18	44		42	<5		69	<5
19	<5		43	<5		70	<5
20	<5		44	<5			
21	<5		45	<5			
22	<5		46	<5			
23	148		47	<5			
24	428		48	<5			
25	175		49	468			
26	403		50	<5			
27	187		51	714			

Energy Efficiency Jobs by County



E4TheFuture is dedicated to bringing clean, efficient energy home for every American and promotes energy solutions to advance climate protection and economic fairness. Visit www.E4TheFuture.org



E2 is a national, nonpartisan group of business leaders, investors and others who advocate for smart policies that are good for the environment and good for the economy. Visit www.e2.org



BW Research Partnership is a full-service, economic and workforce research consulting firm with offices in Carlsbad, California and Wrentham, Massachusetts. It is the nation's leading provider of accurate, comprehensive energy and clean energy research studies. Visit www.bwresearch.com

Data Source: Unless otherwise stated, all data are from the 2019 U.S. Energy and Employment Report, March 2019, by NASEO and EFI (see pages 9-13 for methodology details). This methodology -- adopted by the U.S. Dept. of Energy for its 2017 U.S. Energy and Employment Report, approved by the Office of Management and Budget and grounded on data collected by the Bureau of Labor Statistics -- provides the broadly accepted best accounting of all U.S. energy workers.

Illinois

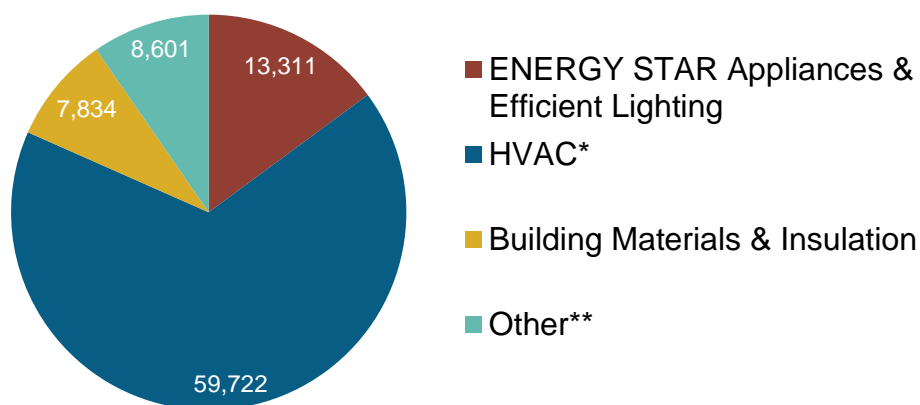
Energy Efficiency Jobs in America

89,469
Total Jobs

What are EE Jobs?

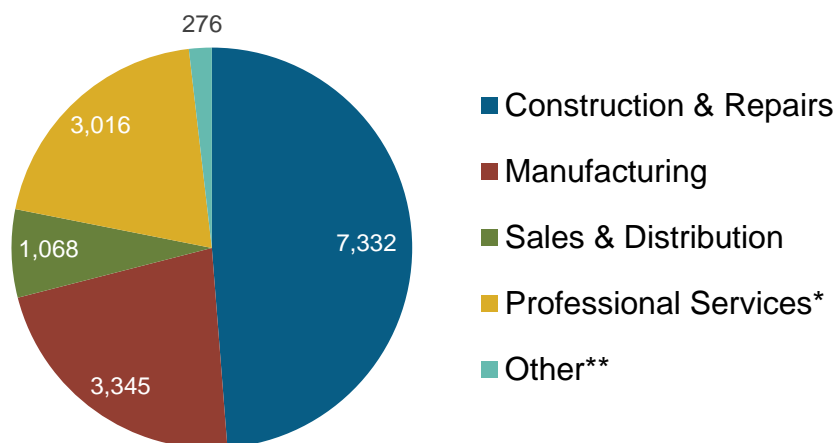
Delivery of goods and services that lower energy use by improving technologies, appliances, buildings, and energy systems.

Jobs by Sector



*Heating, Ventilation, Air Conditioning of higher than standard efficiency/renewable heating & cooling
**Other such as energy audits, building certifications, and software services

Firms by Supply Chain



*Professional services includes finance/accounting, architecture, engineering, R&D, etc.
**Other such as maintenance, and business and nonprofit organizations

In Illinois,
EE Jobs
Comprise:

18%
of All
Construction Jobs

29%
of All
Energy Sector Jobs

6%
of Illinois residents
employed in EE are
Veterans

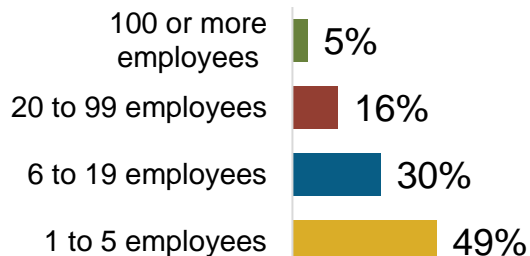
Presented by:



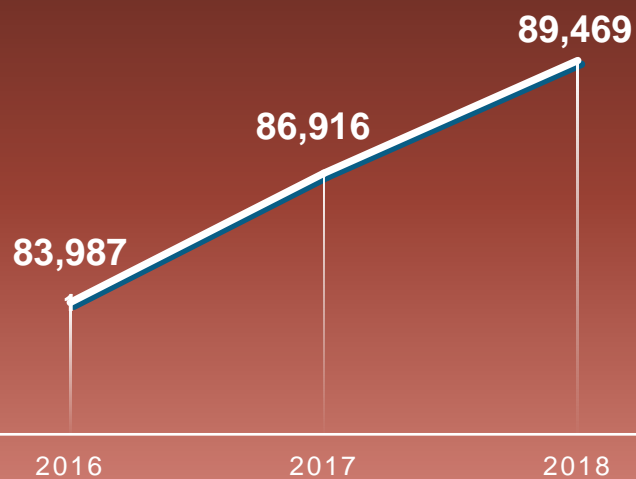
Good for the Economy.
Good for the Environment.

15,037 Energy Efficiency Businesses

Firm Size



WORKERS EMPLOYED



Where are EE Jobs?

Congressional		Metropolitan Areas	
District	Jobs	Area	Jobs
1	5,197	Bloomington-Normal	930
2	2,148	Cape Girardeau-Jackson	14
3	4,027	Champaign-Urbana	1,438
4	4,179	Chicago-Naperville-Joliet	62,708
5	7,526	Danville	515
6	10,700	Davenport-Moline-Rock Island	1,343
7	12,262	Decatur	717
8	3,049	Kankakee-Bradley	622
9	4,305	Peoria	2,652
10	4,368	Rockford	2,306
11	2,865	Springfield	1,786
12	5,234	St. Louis	4,456
13	5,414	Rural	9,981
14	2,820		
15	3,654		
16	4,803		
17	4,352		
18	2,566		

[We provide energy-saving] options for low to moderate income residents & businesses.

Cynthia Stewart,
Elevate Energy,
Chicago, IL

Energy efficiency:
America's
Job-creation
powerhouse



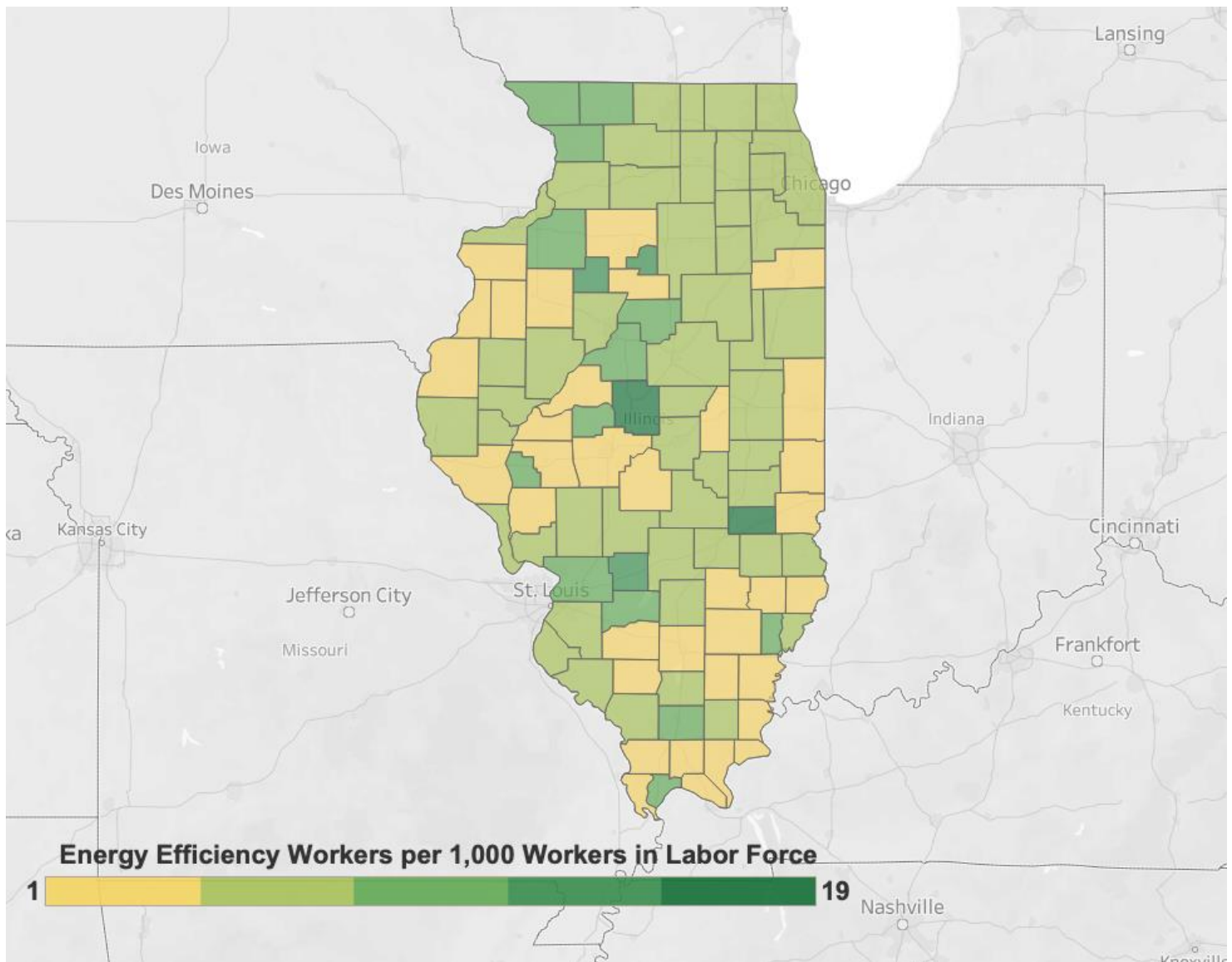
State Senate

District	Jobs		District	Jobs		District	Jobs		District	Jobs
1	1,369		16	550		31	758		46	790
2	2,235		17	513		32	967		47	1,171
3	12,210		18	188		33	390		48	2,379
4	2,563		19	1,533		34	1,971		49	104
5	628		20	<5		35	787		50	816
6	1,407		21	3,415		36	1,557		51	1,846
7	660		22	2,785		37	2,424		52	990
8	2,844		23	4,012		38	1,681		53	566
9	2,765		24	2,191		39	392		54	1,904
10	1,024		25	2,935		40	226		55	1,378
11	292		26	3,834		41	628		56	873
12	258		27	2,551		42	7		57	670
13	142		28	<5		43	666		58	1,334
14	2,074		29	1,068		44	2,459		59	1,041
15	1,469		30	358		45	822			

State House of Representatives

District	Jobs		District	Jobs		District	Jobs		District	Jobs
1	893		32	<5		60	159		91	271
2	471		33	<5		61	526		92	518
3	1,244		34	512		62	231		93	540
4	985		32	188		63	911		94	628
5	8,323		33	<5		64	52		95	1,141
6	4,021		34	1,333		65	389		96	1,235
7	2,029		35	196		66	<5		97	104
8	528		36	<5		67	1,298		98	<5
9	627		37	<5		68	666		99	315
10	<5		38	1,985		69	324		100	499
11	1,124		39	1,422		70	458		101	753
12	285		40	1,870		71	1,216		102	1,089
13	451		41	908		72	338		103	505
14	211		42	2,630		73	1,706		104	483
15	2,506		43	1,376		74	713		105	153
16	341		44	2,185		75	1,200		106	412
17	2,269		45	<5		76	476		107	813
18	489		46	1,599		77	7		108	1,092
19	265		47	1,334		78	384		109	872
20	756		48	2,726		79	227		110	503
21	71		49	1,106		80	<5		111	409
22	220		50	1,347		81	456		112	463
23	258		51	1,205		82	170		113	488
24	<5		52	<5		83	<5		114	181
25	141		53	<5		84	7		115	856
26	<5		54	<5		85	245		116	476
27	1,529		55	1,067		86	419		117	670
28	539		56	198		87	1,524		118	369
29	1,283		57	<5		88	933			
30	182		58	<5		89	730			
31	549		59	512		90	90			

Energy Efficiency Jobs by County



E4TheFuture is dedicated to bringing clean, efficient energy home for every American and promotes energy solutions to advance climate protection and economic fairness. Visit www.E4TheFuture.org



E2 is a national, nonpartisan group of business leaders, investors and others who advocate for smart policies that are good for the environment and good for the economy. Visit www.e2.org



BW Research Partnership is a full-service, economic and workforce research consulting firm with offices in Carlsbad, California and Wrentham, Massachusetts. It is the nation's leading provider of accurate, comprehensive energy and clean energy research studies. Visit www.bwresearch.com

Data Source: Unless otherwise stated, all data are from the 2019 U.S. Energy and Employment Report, March 2019, by NASEO and EFI (see pages 9-13 for methodology details). This methodology -- adopted by the U.S. Dept. of Energy for its 2017 U.S. Energy and Employment Report, approved by the Office of Management and Budget and grounded on data collected by the Bureau of Labor Statistics -- provides the broadly accepted best accounting of all U.S. energy workers.

Indiana

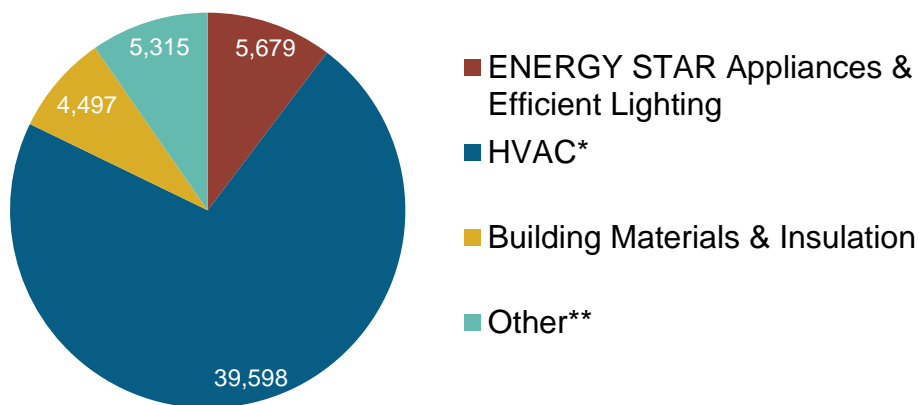
Energy Efficiency Jobs in America

55,090
Total Jobs

What are EE Jobs?

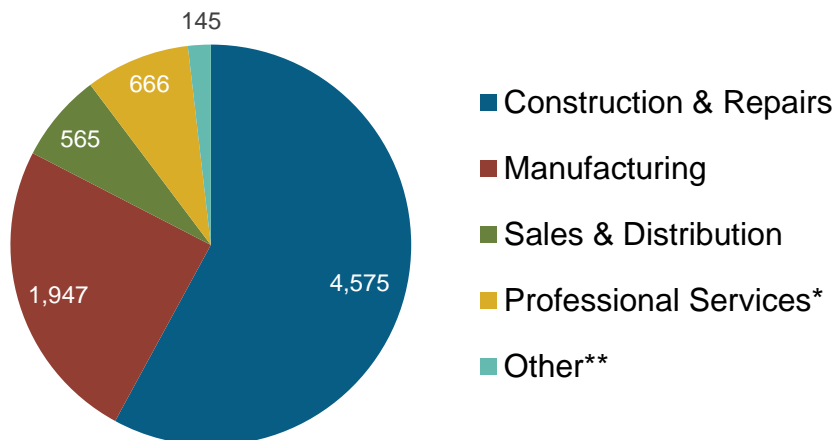
Delivery of goods and services that lower energy use by improving technologies, appliances, buildings, and energy systems.

Jobs by Sector



*Heating, Ventilation, Air Conditioning of higher than standard efficiency/renewable heating & cooling
**Other such as energy audits, building certifications, and software services

Firms by Supply Chain



*Professional services includes finance/accounting, architecture, engineering, R&D, etc.
**Other such as maintenance, and business and nonprofit organizations

In Indiana,
EE Jobs
Comprise:

22%
of All
Construction Jobs

19%
of All
Energy Sector Jobs

10%
of Indiana residents
employed in EE are
Veterans

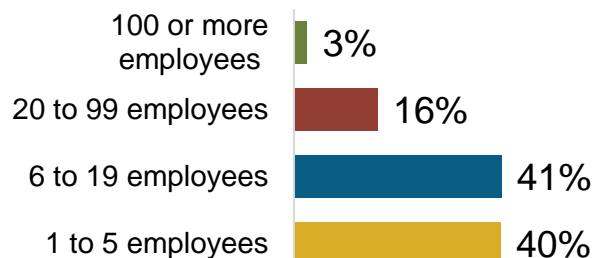
Presented by:



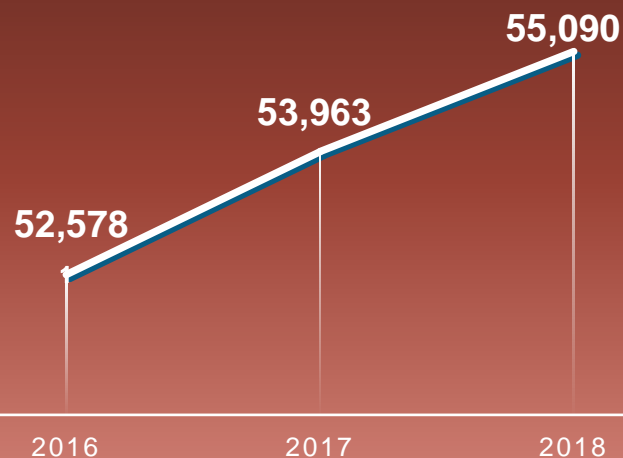
Good for the Economy.
Good for the Environment.

7,898 Energy Efficiency Businesses

Firm Size



WORKERS EMPLOYED



Where are EE Jobs?

Congressional		Metropolitan Areas	
District	Jobs	Area	Jobs
1	5,745	Anderson	745
2	6,926	Bloomington	1,361
3	8,086	Chicago-Naperville-Joliet	6,301
4	5,749	Cincinnati-Middletown	548
5	7,890	Columbus	797
6	5,752	Elkhart-Goshen	1,661
7	4,579	Evansville	2,720
8	6,762	Fort Wayne	5,488
9	3,602	Indianapolis-Carmel	15,832
		Kokomo	825
		Lafayette	1,311
		Louisville/Jefferson County	1,768
		Michigan City-La Porte	759
		Muncie	652
		South Bend-Mishawaka	2,517
		Terre Haute	1,296
		Rural	10,507

I direct architects and engineers to design efficient new buildings and renovations.

Stewart Whitcomb,
Guidon Design,
Indianapolis, IN

Energy efficiency:
America's
Job-creation
powerhouse



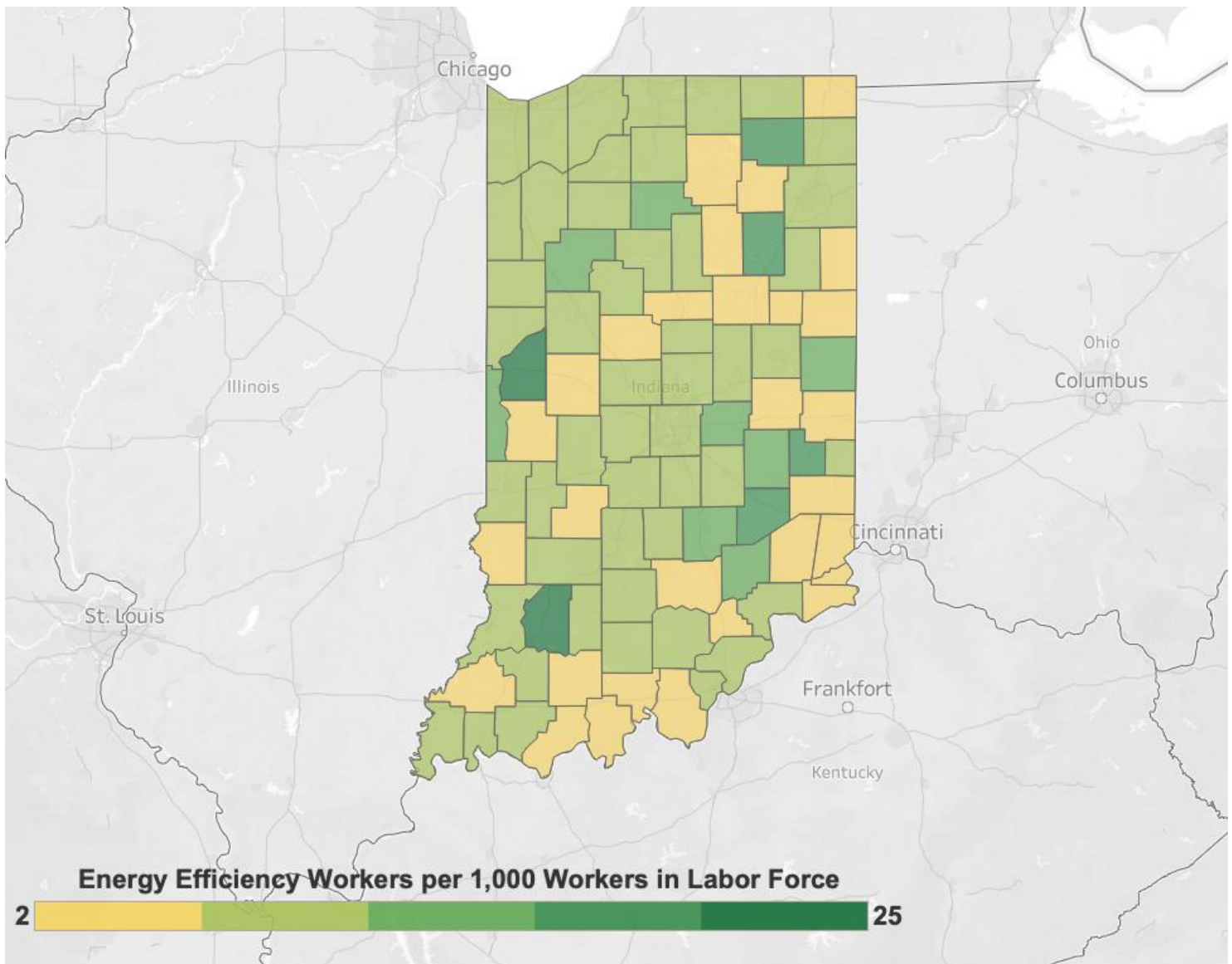
State Senate

District	Jobs		District	Jobs		District	Jobs		District	Jobs
1	1,790		16	992		31	299		46	124
2	1,325		17	1,207		32	1,083		47	993
3	200		18	989		33	2,078		48	803
4	2,062		19	612		34	<5		49	1,645
5	590		20	2,454		35	834		50	538
6	445		21	462		36	969			
7	2,230		22	88		37	803			
8	958		23	1,209		38	861			
9	2,290		24	1,101		39	1,858			
10	1,325		25	1,139		40	509			
11	667		26	541		41	885			
12	313		27	1,113		42	492			
13	3,401		28	1,735		43	938			
14	1,799		29	1,185		44	323			
15	690		30	2,582		45	1,560			

State House of Representatives

District	Jobs		District	Jobs		District	Jobs		District	Jobs
1	501		28	1,090		52	1,436		79	275
2	456		29	1,050		53	464		80	325
3	342		30	419		54	411		81	187
4	1,580		31	558		55	591		82	2,195
5	1,105		32	245		56	493		83	78
6	1,147		33	364		57	1,433		84	407
7	479		34	122		58	<5		85	88
8	911		32	222		59	273		86	894
9	<5		33	496		60	447		87	240
10	292		34	1,110		61	230		88	207
11	788		35	52		62	239		89	1,084
12	468		36	1,228		63	635		90	<5
13	1,378		37	141		64	1,185		91	613
14	548		38	27		65	296		92	383
15	<5		39	635		66	555		93	<5
16	605		40	585		67	673		94	53
17	442		41	709		68	106		95	286
18	1,105		42	704		69	51		96	2,135
19	<5		43	541		70	1,019		97	215
20	36		44	1,204		71	396		98	<5
21	1,228		45	69		72	<5		99	<5
22	407		46	137		73	194		100	<5
23	725		47	1,835		74	362			
24	2,561		48	672		75	433			
25	487		49	1,090		76	249			
26	17		50	1,050		77	973			
27	459		51	419		78	<5			

Energy Efficiency Jobs by County



E4TheFuture is dedicated to bringing clean, efficient energy home for every American and promotes energy solutions to advance climate protection and economic fairness. Visit www.E4TheFuture.org



E2 is a national, nonpartisan group of business leaders, investors and others who advocate for smart policies that are good for the environment and good for the economy. Visit www.e2.org



BW Research Partnership is a full-service, economic and workforce research consulting firm with offices in Carlsbad, California and Wrentham, Massachusetts. It is the nation's leading provider of accurate, comprehensive energy and clean energy research studies. Visit www.bwresearch.com

Data Source: Unless otherwise stated, all data are from the 2019 U.S. Energy and Employment Report, March 2019, by NASEO and EFI (see pages 9-13 for methodology details). This methodology -- adopted by the U.S. Dept. of Energy for its 2017 U.S. Energy and Employment Report, approved by the Office of Management and Budget and grounded on data collected by the Bureau of Labor Statistics -- provides the broadly accepted best accounting of all U.S. energy workers.

Iowa

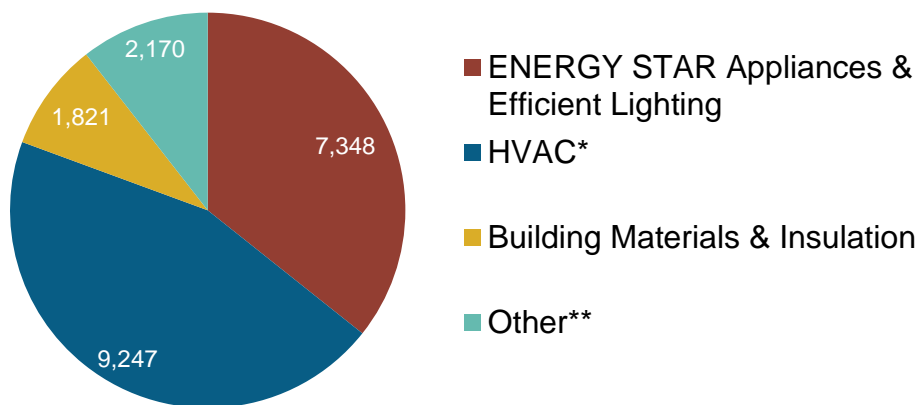
Energy Efficiency Jobs in America

20,587
Total Jobs

What are EE Jobs?

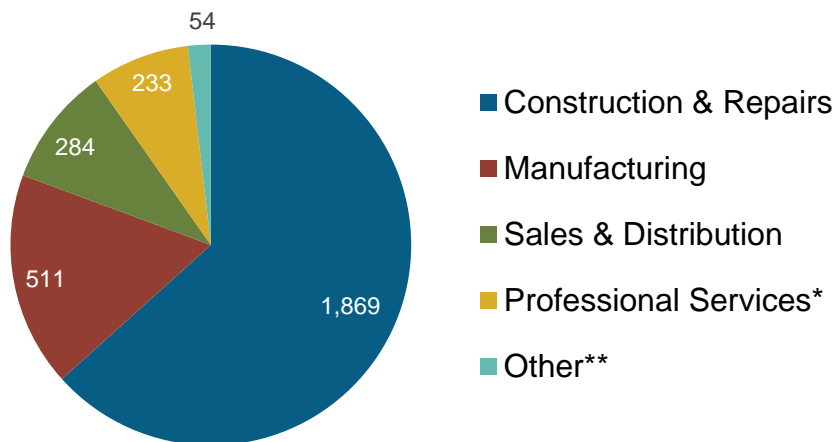
Delivery of goods and services that lower energy use by improving technologies, appliances, buildings, and energy systems.

Jobs by Sector



*Heating, Ventilation, Air Conditioning of higher than standard efficiency/renewable heating & cooling
**Other such as energy audits, building certifications, and software services

Firms by Supply Chain



*Professional services includes finance/accounting, architecture, engineering, R&D, etc.
**Other such as maintenance, and business and nonprofit organizations

In Iowa,
EE Jobs
Comprise:

16%
of All
Construction Jobs

24%
of All
Energy Sector Jobs

8%
of Iowa residents
employed in EE are
Veterans

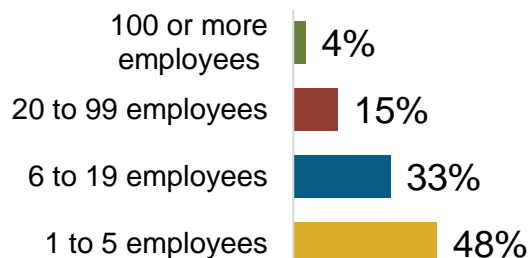
Presented by:



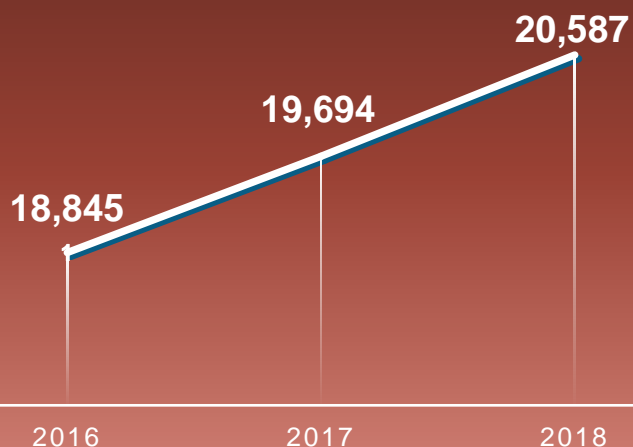
Good for the Economy.
Good for the Environment.

2,952 Energy Efficiency Businesses

Firm Size



WORKERS EMPLOYED



Where are EE Jobs?

Congressional		Metropolitan Areas	
District	Jobs	Area	Jobs
1	5,438	Ames	581
2	4,276	Cedar Rapids	1,709
3	5,683	Davenport-Moline-Rock Island	1,001
4	5,190	Des Moines-West Des Moines	4,502
		Dubuque	566
		Iowa City	957
		Omaha-Council Bluffs	653
		Sioux City	601
		Waterloo-Cedar Falls	968
		Rural	9,049



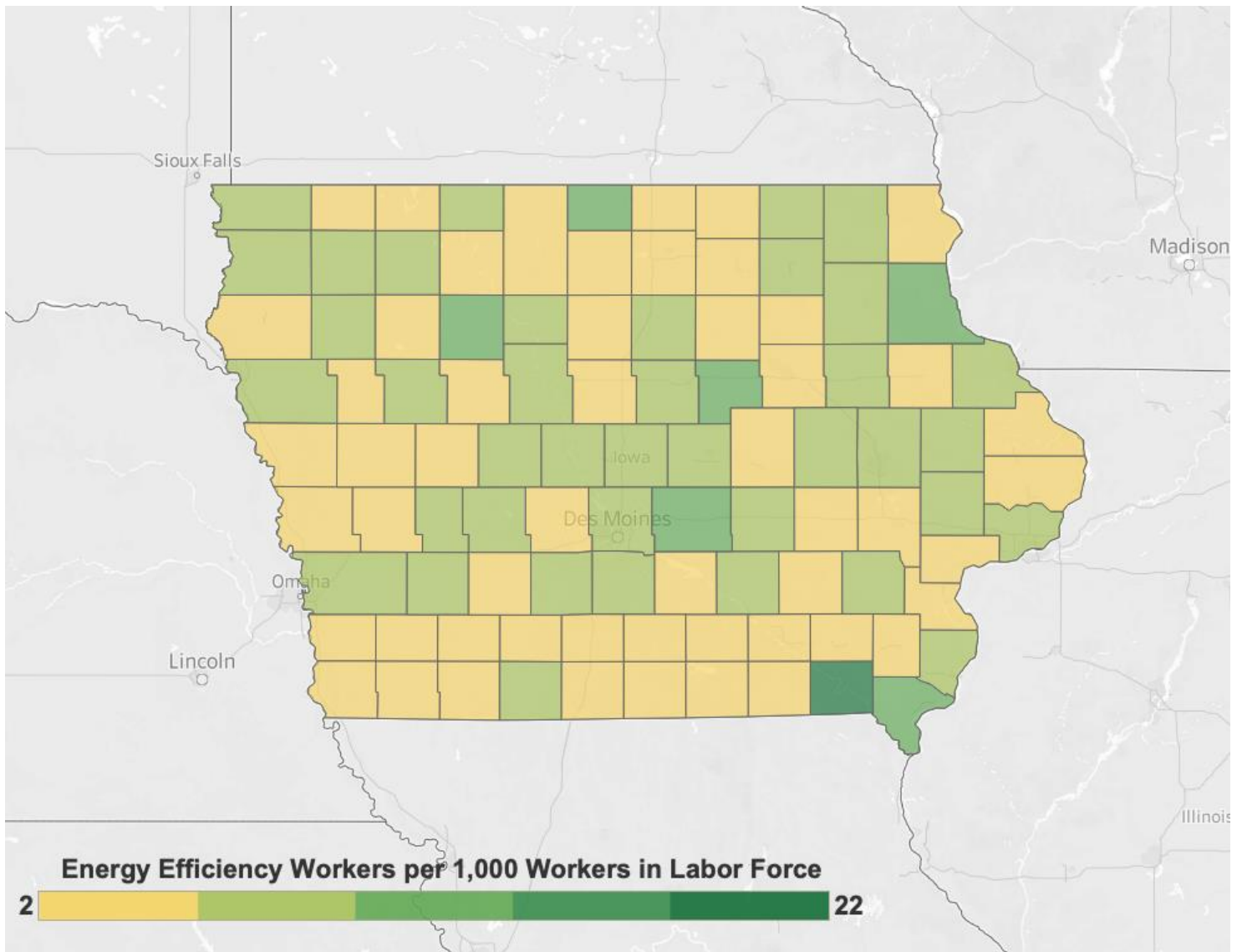
State Senate

District	Jobs		District	Jobs		District	Jobs		District	Jobs
1	817		14	544		27	121		40	323
2	439		15	463		28	347		41	276
3	656		16	875		29	896		42	293
4	727		17	182		30	299		43	5
5	372		18	735		31	228		44	437
6	615		19	145		32	359		45	447
7	52		20	<5		33	1,174		46	291
8	309		21	662		34	183		47	255
9	356		22	67		35	72		48	125
10	1,352		23	491		36	346		49	240
11	264		24	313		37	910		50	<5
12	251		25	562		38	360			
13	276		26	848		39	229			

State House of Representatives

District	Jobs		District	Jobs		District	Jobs		District	Jobs
1	486		28	421		55	180		82	211
2	298		29	31		56	166		83	167
3	255		30	430		57	580		84	125
4	181		31	73		58	315		85	5
5	157		32	800		59	<5		86	<5
6	497		33	103		60	297		87	187
7	547		34	78		61	227		88	249
8	178		35	309		62	<5		89	275
9	240		36	428		63	166		90	170
10	130		37	151		64	192		91	21
11	162		38	<5		65	974		92	269
12	455		39	<5		66	197		93	233
13	52		40	<5		67	166		94	21
14	<5		41	<5		68	17		95	36
15	308		42	662		69	72		96	88
16	<5		43	67		70	<5		97	233
17	188		44	<5		71	251		98	5
18	167		45	487		72	93		99	<5
19	1,095		46	11		73	589		100	<5
20	254		47	202		74	342			
21	210		48	109		75	273			
22	52		49	89		76	114			
23	104		50	470		77	73			
24	146		51	333		78	154			
25	203		52	511		79	78			
26	73		53	<5		80	244			
27	120		54	120		81	88			

Energy Efficiency Jobs by County



E4TheFuture is dedicated to bringing clean, efficient energy home for every American and promotes energy solutions to advance climate protection and economic fairness. Visit www.E4TheFuture.org



E2 is a national, nonpartisan group of business leaders, investors and others who advocate for smart policies that are good for the environment and good for the economy. Visit www.e2.org



BW Research Partnership is a full-service, economic and workforce research consulting firm with offices in Carlsbad, California and Wrentham, Massachusetts. It is the nation's leading provider of accurate, comprehensive energy and clean energy research studies. Visit www.bwresearch.com

Data Source: Unless otherwise stated, all data are from the 2019 U.S. Energy and Employment Report, March 2019, by NASEO and EFI (see pages 9-13 for methodology details). This methodology -- adopted by the U.S. Dept. of Energy for its 2017 U.S. Energy and Employment Report, approved by the Office of Management and Budget and grounded on data collected by the Bureau of Labor Statistics -- provides the broadly accepted best accounting of all U.S. energy workers.

Kansas

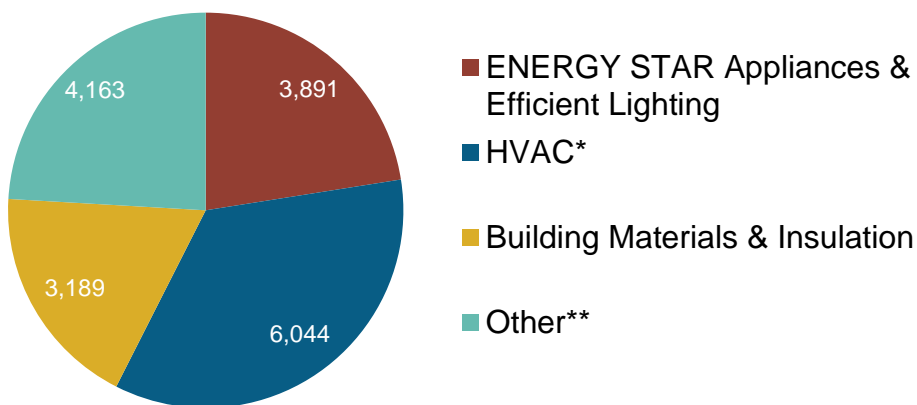
Energy Efficiency Jobs in America

17,287
Total Jobs

What are EE Jobs?

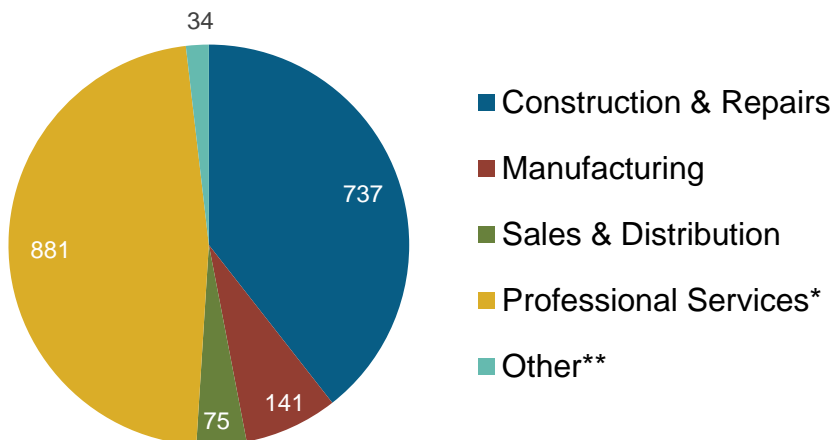
Delivery of goods and services that lower energy use by improving technologies, appliances, buildings, and energy systems.

Jobs by Sector



*Heating, Ventilation, Air Conditioning of higher than standard efficiency/renewable heating & cooling
**Other such as energy audits, building certifications, and software services

Firms by Supply Chain



*Professional services includes finance/accounting, architecture, engineering, R&D, etc.
**Other such as maintenance, and business and nonprofit organizations

In Kansas,
EE Jobs
Comprise:

11%
of All
Construction Jobs

20%
of All
Energy Sector Jobs

13%
of Kansas residents
employed in EE are
Veterans

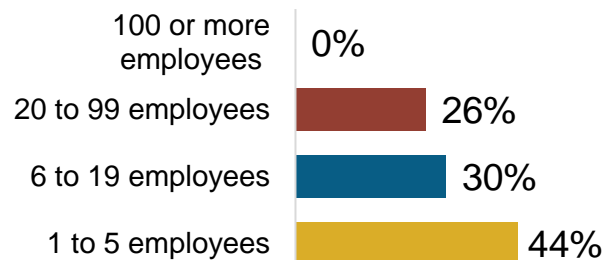
Presented by:



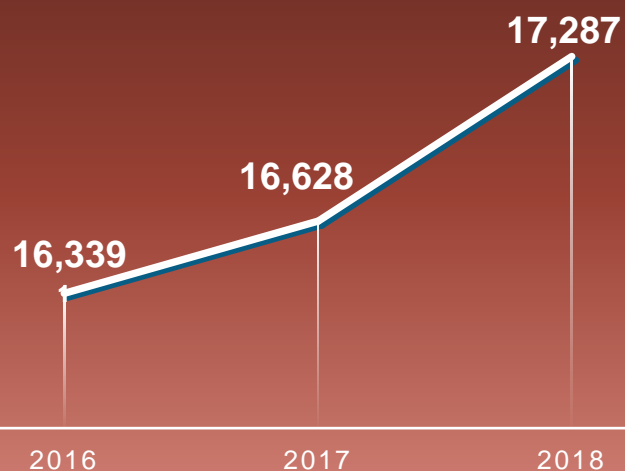
Good for the Economy.
Good for the Environment.

1,869 Energy Efficiency Businesses

Firm Size



WORKERS EMPLOYED



Where are EE Jobs?

Congressional		Metropolitan Areas	
District	Jobs	Area	Jobs
1	5,154	Kansas City	5,510
2	3,566	Lawrence	640
3	4,650	Manhattan	596
4	3,918	St. Joseph	39
		Topeka	1,281
		Wichita	3,627
		Rural	5,593

[I do] training for weatherization crews, inspectors and auditors.

Michael Shivers, South Central Kansas Economic Development District, Wichita, KS

Energy efficiency: America's Job-creation powerhouse

Faces of EE JOBS

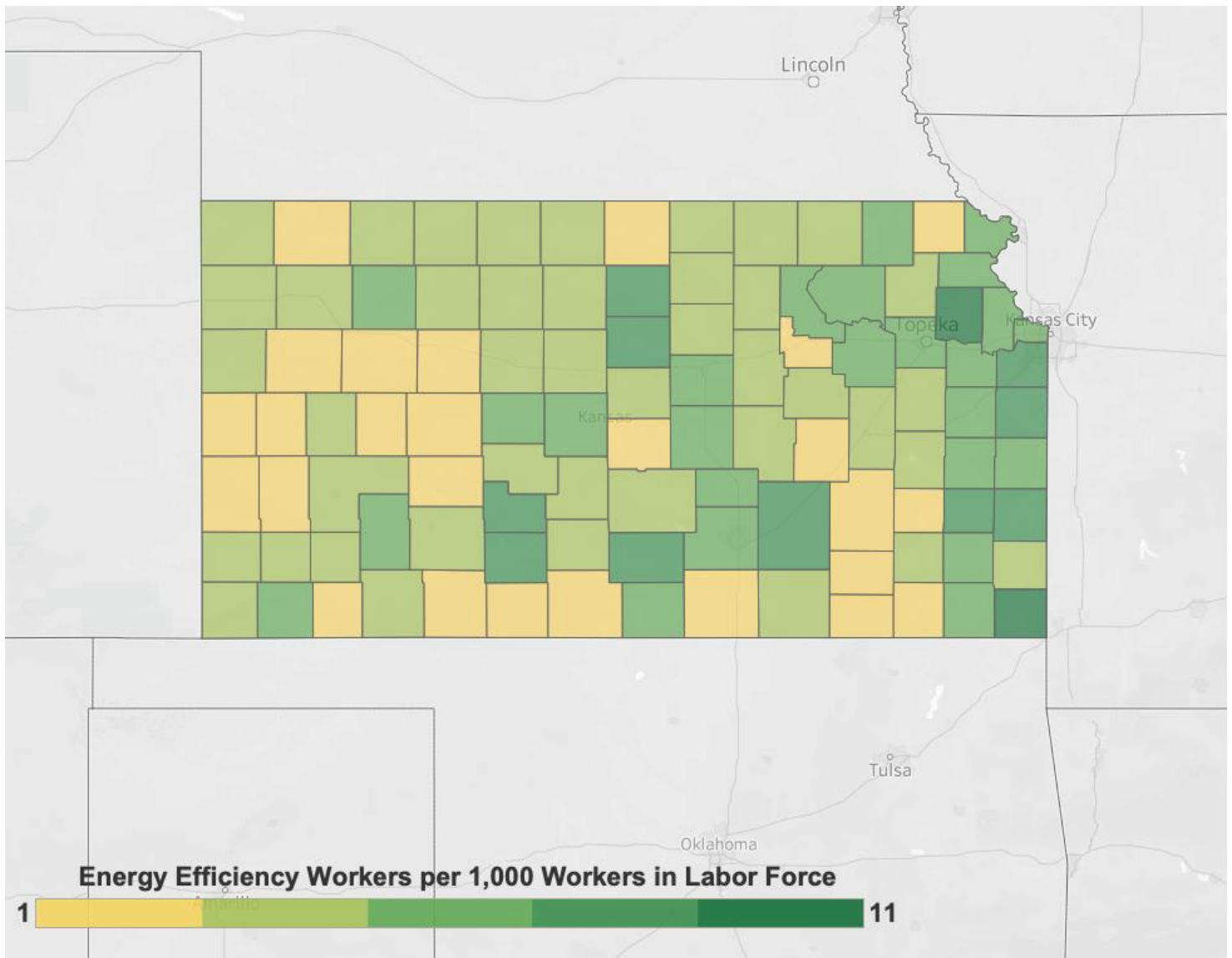
State Senate

District	Jobs		District	Jobs		District	Jobs		District	Jobs
1	868		14	870		27	133		40	684
2	659		15	162		28	67			
3	338		16	736		29	821			
4	333		17	338		30	<5			
5	45		18	731		31	94			
6	572		19	304		32	301			
7	701		20	28		33	794			
8	1,305		21	33		34	359			
9	1,057		22	222		35	350			
10	161		23	<5		36	401			
11	454		24	459		37	66			
12	511		25	983		38	374			
13	343		26	333		39	295			

State House of Representatives

District	Jobs		District	Jobs		District	Jobs		District	Jobs
1	271		33	177		65	6		97	<5
2	266		34	28		66	6		98	<5
3	<5		35	<5		67	<5		99	<5
4	67		36	<5		68	44		100	<5
5	249		37	<5		69	408		101	352
6	94		38	210		70	67		102	<5
7	167		39	17		71	<5		103	<5
8	505		40	6		72	207		104	<5
9	56		41	11		73	256		105	<5
10	281		42	354		74	83		106	155
11	28		43	<5		75	22		107	148
12	396		44	95		76	44		108	133
13	67		45	39		77	132		109	292
14	787		46	11		78	<5		110	373
15	<5		47	211		79	160		111	<5
16	978		48	<5		80	39		112	<5
17	116		49	<5		81	322		113	161
18	117		50	376		82	<5		114	28
19	559		51	663		83	388		115	428
20	348		52	<5		84	659		116	56
21	88		53	95		85	199		117	111
22	<5		54	78		86	177		118	267
23	<5		55	254		87	<5		119	<5
24	237		56	120		88	<5		120	171
25	61		57	<5		89	116		121	17
26	66		58	<5		90	150		122	194
27	193		59	17		91	77		123	<5
28	<5		60	<5		92	222		124	234
29	<5		61	50		93	299		125	<5
30	<5		62	166		94	324			
31	190		63	39		95	<5			
32	238		64	321		96	<5			

Energy Efficiency Jobs by County



E4TheFuture is dedicated to bringing clean, efficient energy home for every American and promotes energy solutions to advance climate protection and economic fairness. Visit www.E4TheFuture.org



E2 is a national, nonpartisan group of business leaders, investors and others who advocate for smart policies that are good for the environment and good for the economy. Visit www.e2.org



BW Research Partnership is a full-service, economic and workforce research consulting firm with offices in Carlsbad, California and Wrentham, Massachusetts. It is the nation's leading provider of accurate, comprehensive energy and clean energy research studies. Visit www.bwresearch.com

Data Source: Unless otherwise stated, all data are from the 2019 U.S. Energy and Employment Report, March 2019, by NASEO and EFI (see pages 9-13 for methodology details). This methodology -- adopted by the U.S. Dept. of Energy for its 2017 U.S. Energy and Employment Report, approved by the Office of Management and Budget and grounded on data collected by the Bureau of Labor Statistics -- provides the broadly accepted best accounting of all U.S. energy workers.

Kentucky

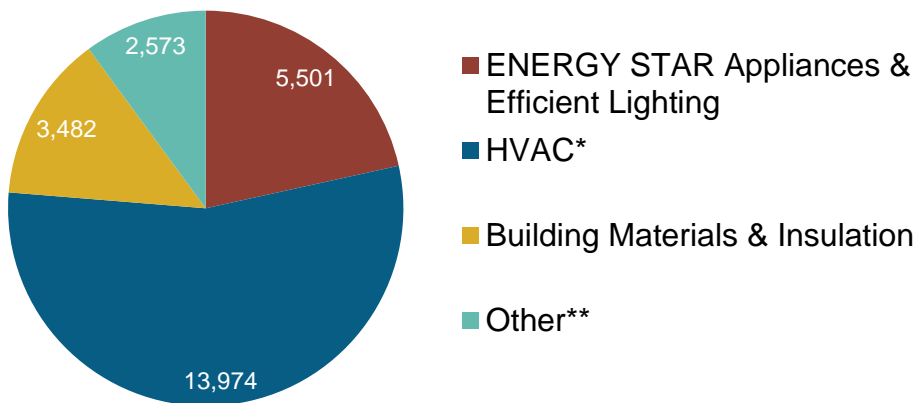
Energy Efficiency Jobs in America

25,530
Total Jobs

What are EE Jobs?

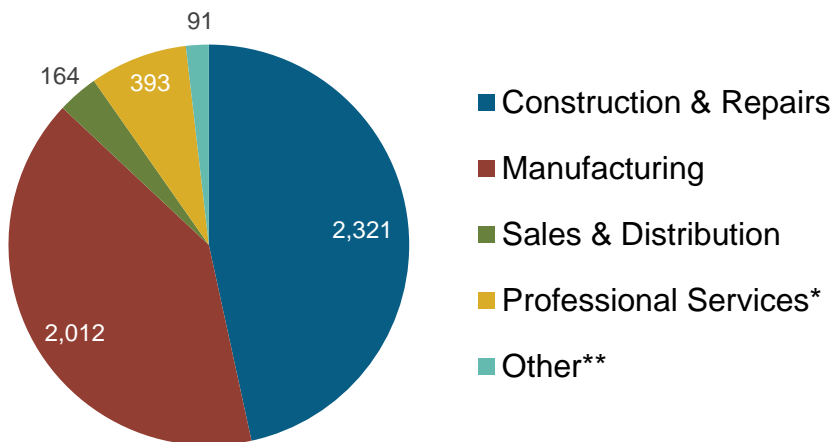
Delivery of goods and services that lower energy use by improving technologies, appliances, buildings, and energy systems.

Jobs by Sector



*Heating, Ventilation, Air Conditioning of higher than standard efficiency/renewable heating & cooling
**Other such as energy audits, building certifications, and software services

Firms by Supply Chain



*Professional services includes finance/accounting, architecture, engineering, R&D, etc.
**Other such as maintenance, and business and nonprofit organizations

**In Kentucky,
EE Jobs
Comprise:**

15%
of All
Construction Jobs

17%
of All
Energy Sector Jobs

13%
of Kentucky residents
employed in EE are
Veterans

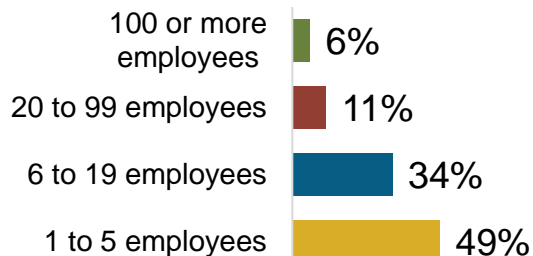
Presented by:



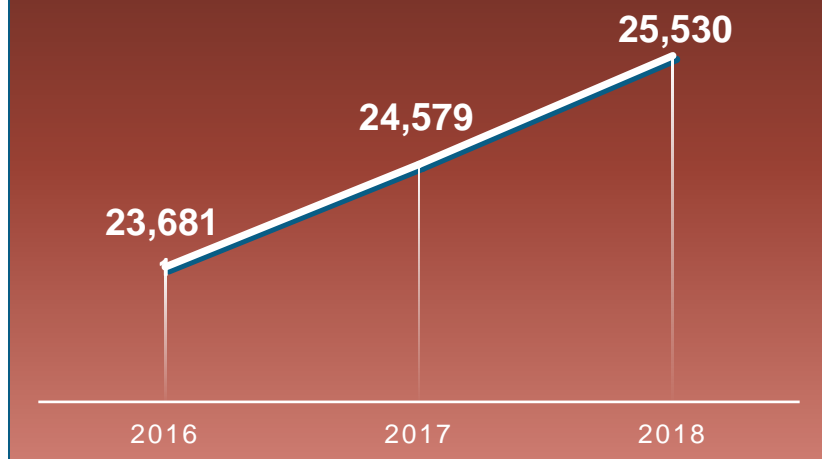
Good for the Economy.
Good for the Environment.

4,981 Energy Efficiency Businesses

Firm Size



WORKERS EMPLOYED



Where are EE Jobs?

Congressional		Metropolitan Areas	
District	Jobs	Area	Jobs
1	4,681	Bowling Green	903
2	4,758	Cincinnati-Middletown	2,359
3	5,509	Clarksville	405
4	4,140	Elizabethtown	734
5	2,666	Evansville	310
6	3,777	Huntington-Ashland	450
		Lexington-Fayette	3,467
		Louisville/Jefferson County	7,623
		Owensboro	682
		Rural	8,596

I educate homeowners on energy savings [with] spray foam.

Jason Wages, Purefoam Roofing & Insulation, Versailles, KY

Energy efficiency: America's Job-creation powerhouse

Faces of EE JOBS

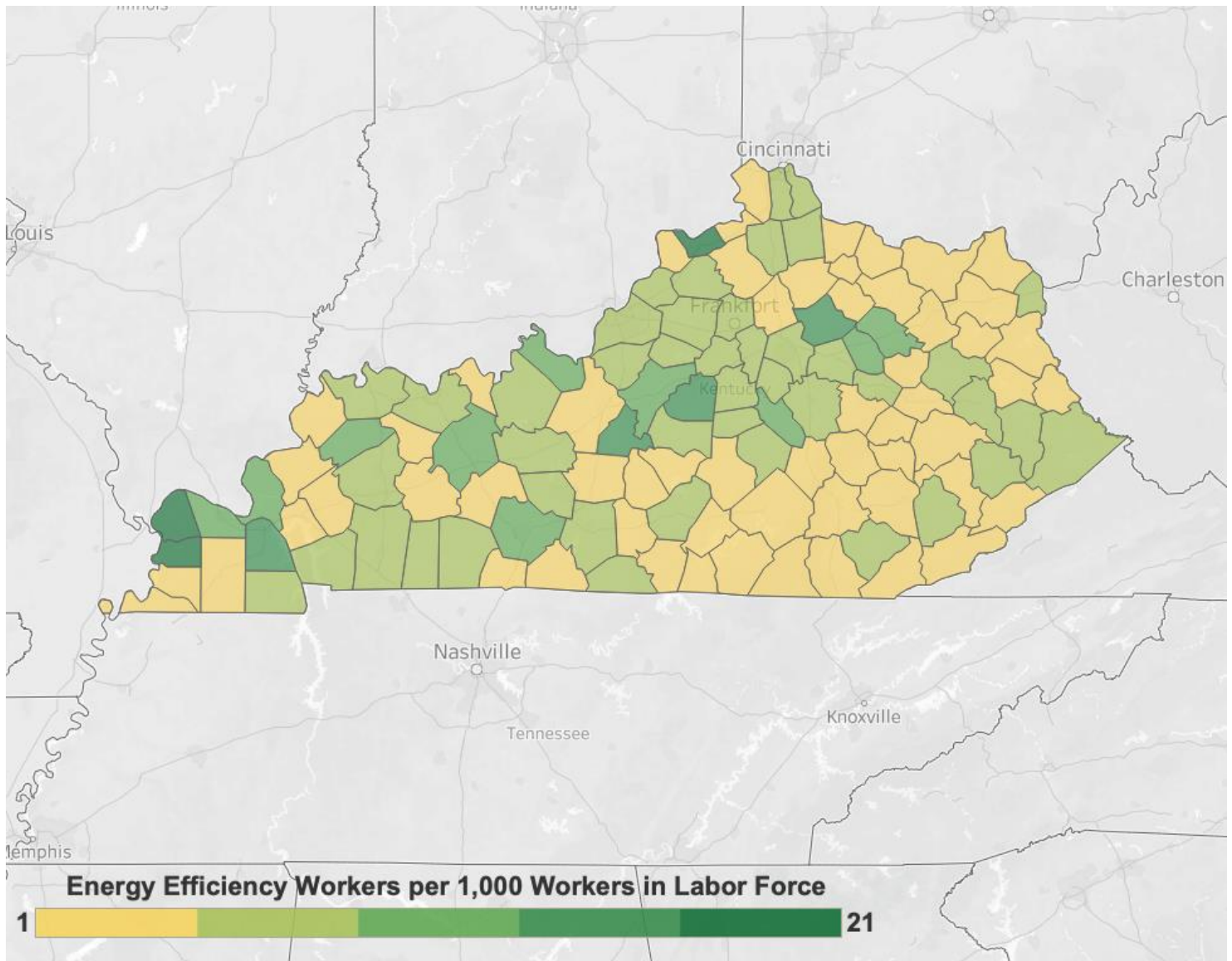
State Senate

District	Jobs		District	Jobs		District	Jobs		District	Jobs
1	714		11	982		21	821		31	449
2	917		12	1,321		22	484		32	136
3	684		13	1,110		23	307		33	1,806
4	734		14	1,648		24	488		34	368
5	1,252		15	658		25	194		35	72
6	520		16	450		26	709		36	440
7	754		17	671		27	429		37	115
8	350		18	643		28	221		38	225
9	617		19	2,148		29	549			
10	651		20	653		30	240			

State House of Representatives

District	Jobs		District	Jobs		District	Jobs		District	Jobs
1	854		28	322		55	270		82	306
2	501		29	813		56	301		83	91
3	<5		30	807		57	<5		84	258
4	408		31	490		58	42		85	200
5	88		32	860		59	28		86	51
6	129		33	452		60	717		87	69
7	943		34	303		61	432		88	<5
8	30		35	149		62	15		89	15
9	240		36	21		63	795		90	61
10	871		37	28		64	162		91	123
11	<5		38	142		65	14		92	358
12	38		39	816		66	<5		93	87
13	<5		40	128		67	239		94	53
14	116		41	1,571		68	28		95	210
15	124		42	<5		69	<5		96	241
16	861		43	<5		70	299		97	145
17	376		44	<5		71	537		98	402
18	36		45	305		72	610		99	66
19	57		46	<5		73	221		100	<5
20	<5		47	701		74	92			
21	211		48	146		75	810			
22	65		49	63		76	315			
23	266		50	232		77	<5			
24	316		51	200		78	<5			
25	<5		52	629		79	<5			
26	537		53	286		80	36			
27	70		54	227		81	<5			

Energy Efficiency Jobs by County



E4TheFuture is dedicated to bringing clean, efficient energy home for every American and promotes energy solutions to advance climate protection and economic fairness. Visit www.E4TheFuture.org



E2 is a national, nonpartisan group of business leaders, investors and others who advocate for smart policies that are good for the environment and good for the economy. Visit www.e2.org



BW Research Partnership is a full-service, economic and workforce research consulting firm with offices in Carlsbad, California and Wrentham, Massachusetts. It is the nation's leading provider of accurate, comprehensive energy and clean energy research studies. Visit www.bwresearch.com

Data Source: Unless otherwise stated, all data are from the 2019 U.S. Energy and Employment Report, March 2019, by NASEO and EFI (see pages 9-13 for methodology details). This methodology -- adopted by the U.S. Dept. of Energy for its 2017 U.S. Energy and Employment Report, approved by the Office of Management and Budget and grounded on data collected by the Bureau of Labor Statistics -- provides the broadly accepted best accounting of all U.S. energy workers.

Louisiana

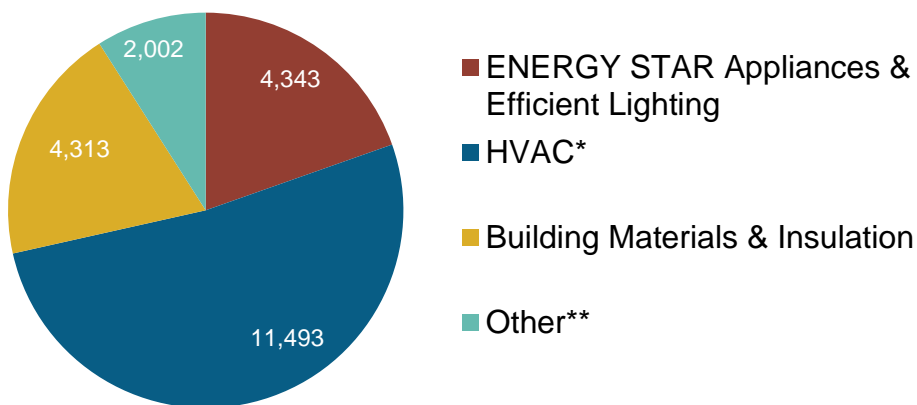
Energy Efficiency Jobs in America

22,152
Total Jobs

What are EE Jobs?

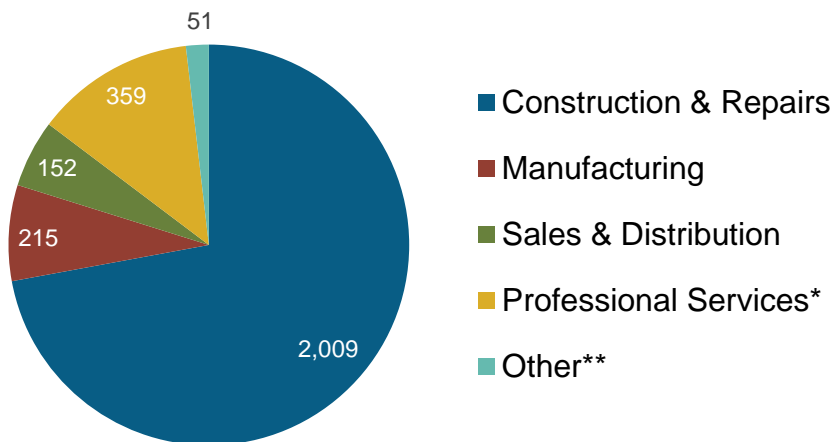
Delivery of goods and services that lower energy use by improving technologies, appliances, buildings, and energy systems.

Jobs by Sector



*Heating, Ventilation, Air Conditioning of higher than standard efficiency/renewable heating & cooling
**Other such as energy audits, building certifications, and software services

Firms by Supply Chain



*Professional services includes finance/accounting, architecture, engineering, R&D, etc.
**Other such as maintenance, and business and nonprofit organizations

In Louisiana,
EE Jobs
Comprise:

10%
of All
Construction Jobs

13%
of All
Energy Sector Jobs

15%
of Louisiana residents
employed in EE are
Veterans

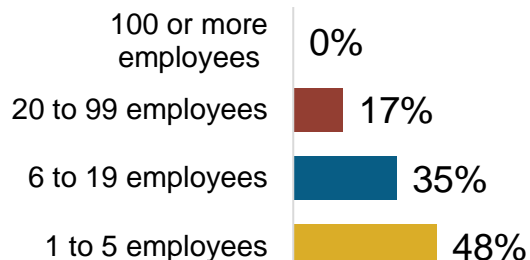
Presented by:



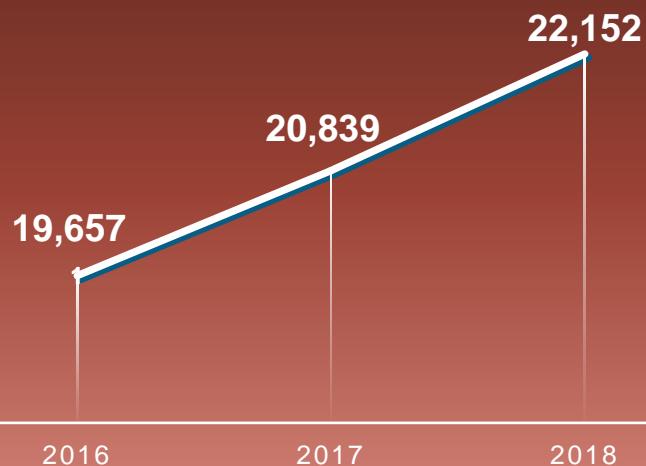
Good for the Economy.
Good for the Environment.

2,786 Energy Efficiency Businesses

Firm Size



WORKERS EMPLOYED



Where are EE Jobs?

Congressional		Metropolitan Areas	
District	Jobs	Area	Jobs
1	6,310	Alexandria	671
2	3,989	Baton Rouge	4,134
3	4,110	Houma-Bayou Cane-Thibodaux	981
4	2,912	Lafayette	1,852
5	2,327	Lake Charles	1,050
6	2,503	Monroe	772
		New Orleans-Metairie-Kenner	7,348
		Shreveport-Bossier City	1,857
		Rural	3,487

I'm an energy auditor, rater, and home inspector for my small business.

James Metoyer, Advanced Comfort Solutions & Inspections, Shreveport, LA

Energy efficiency: America's Job-creation powerhouse

Faces of EE JOBS

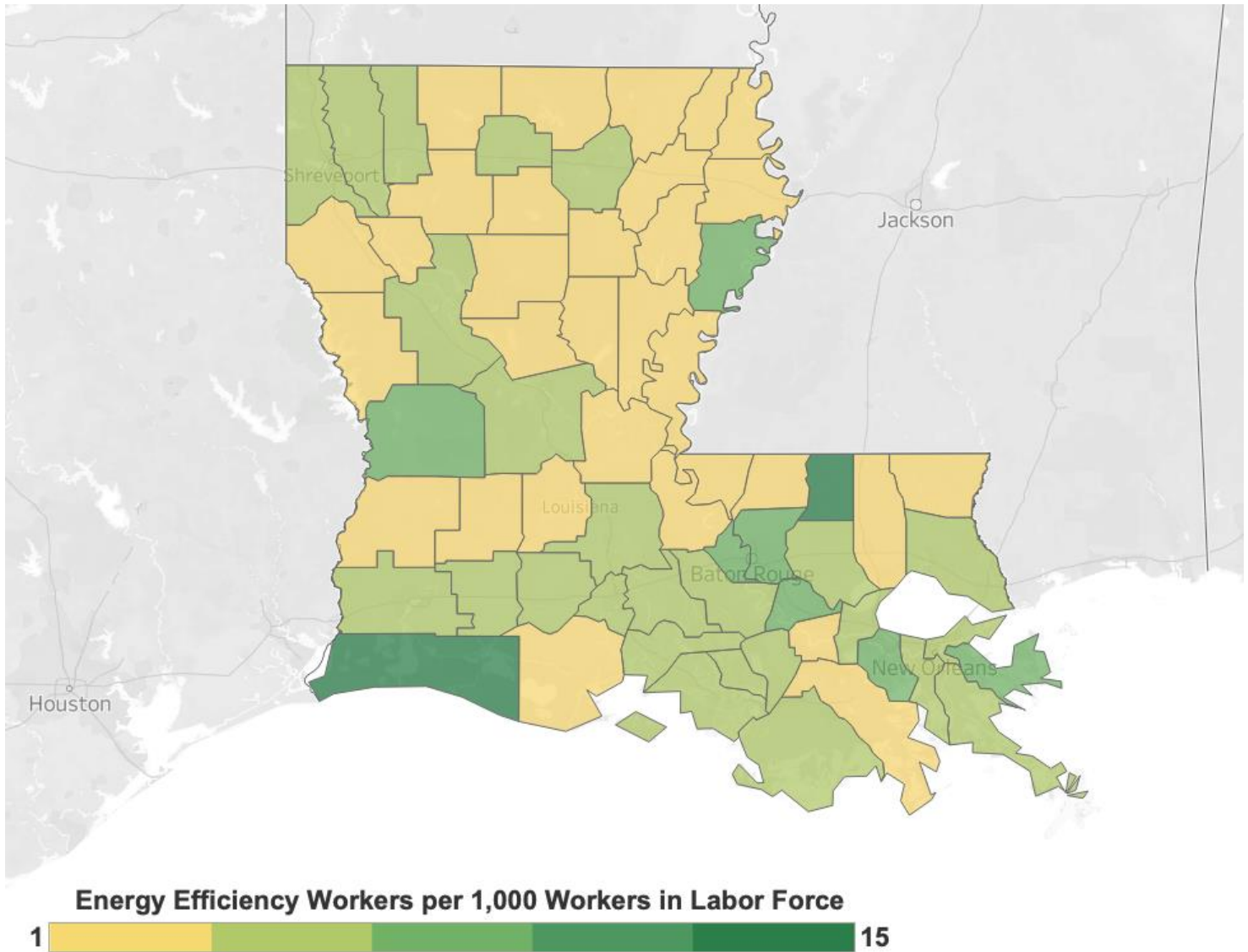
State Senate

District	Jobs		District	Jobs		District	Jobs		District	Jobs
1	746		11	1,000		21	405		31	192
2	992		12	121		22	651		32	452
3	887		13	271		23	1,300		33	791
4	1,307		14	1,793		24	247		34	44
5	982		15	304		25	1,099		35	6
6	1,216		16	<5		26	130		36	579
7	282		17	325		27	269		37	998
8	20		18	220		28	184		38	321
9	936		19	271		29	997		39	89
10	751		20	746		30	228			

State House of Representatives

District	Jobs		District	Jobs		District	Jobs		District	Jobs
1	412		28	66		55	<5		82	178
2	1,008		29	347		56	280		83	131
3	246		30	<5		57	38		84	217
4	<5		31	1,144		58	391		85	210
5	33		32	57		59	155		86	12
6	<5		33	443		60	21		87	<5
7	412		34	322		61	490		88	<5
8	1,008		35	14		62	148		89	164
9	246		36	151		63	12		90	80
10	<5		37	107		64	301		91	1,169
11	33		38	247		65	356		92	<5
12	<5		39	221		66	949		93	514
13	100		40	<5		67	318		94	130
14	<5		41	86		68	<5		95	8
15	<5		42	9		69	<5		96	<5
16	123		43	253		70	<5		97	33
17	220		44	188		71	<5		98	<5
18	62		45	<5		72	330		99	62
19	297		46	76		73	459		100	31
20	560		47	167		74	514		101	<5
21	20		48	269		75	<5		102	107
22	<5		49	30		76	343		103	125
23	68		50	227		77	64		104	<5
24	269		51	803		78	770			
25	128		52	44		79	118			
26	105		53	44		80	1,052			
27	39		54	78		81	97			

Energy Efficiency Jobs by County



E4TheFuture is dedicated to bringing clean, efficient energy home for every American and promotes energy solutions to advance climate protection and economic fairness. Visit www.E4TheFuture.org



E2 is a national, nonpartisan group of business leaders, investors and others who advocate for smart policies that are good for the environment and good for the economy. Visit www.e2.org



BW Research Partnership is a full-service, economic and workforce research consulting firm with offices in Carlsbad, California and Wrentham, Massachusetts. It is the nation's leading provider of accurate, comprehensive energy and clean energy research studies. Visit www.bwresearch.com

Data Source: Unless otherwise stated, all data are from the 2019 U.S. Energy and Employment Report, March 2019, by NASEO and EFI (see pages 9-13 for methodology details). This methodology -- adopted by the U.S. Dept. of Energy for its 2017 U.S. Energy and Employment Report, approved by the Office of Management and Budget and grounded on data collected by the Bureau of Labor Statistics -- provides the broadly accepted best accounting of all U.S. energy workers.

Maine

Energy Efficiency Jobs in America

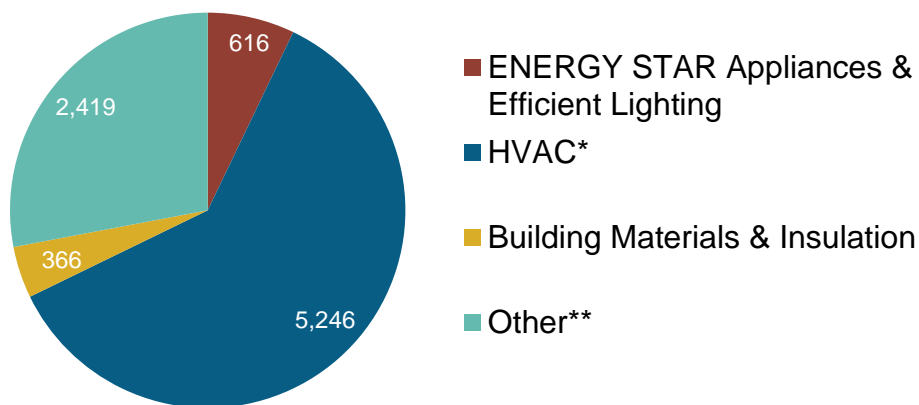
8,647

Total Jobs

What are EE Jobs?

Delivery of goods and services that lower energy use by improving technologies, appliances, buildings, and energy systems.

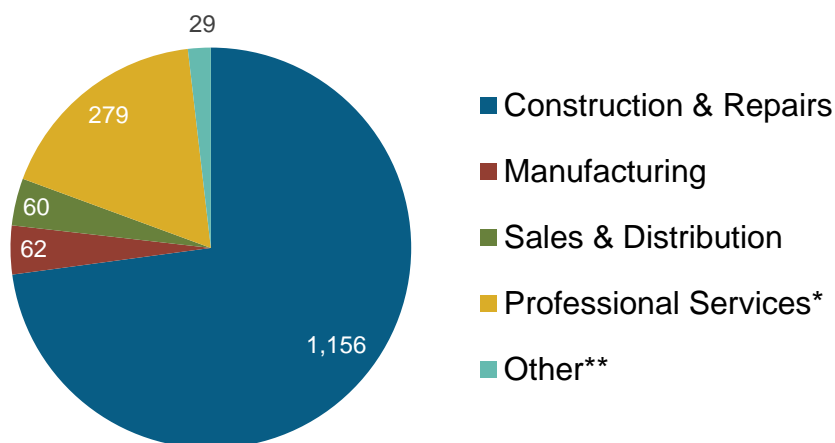
Jobs by Sector



*Heating, Ventilation, Air Conditioning of higher than standard efficiency/renewable heating & cooling

**Other such as energy audits, building certifications, and software services

Firms by Supply Chain



*Professional services includes finance/accounting, architecture, engineering, R&D, etc.

**Other such as maintenance, and business and nonprofit organizations

In Maine,
EE Jobs
Comprise:

20%
of All
Construction Jobs

35%
of All
Energy Sector Jobs

12%
of Maine residents
employed in EE are
Veterans

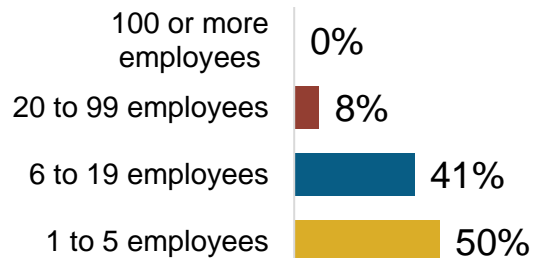
Presented by:



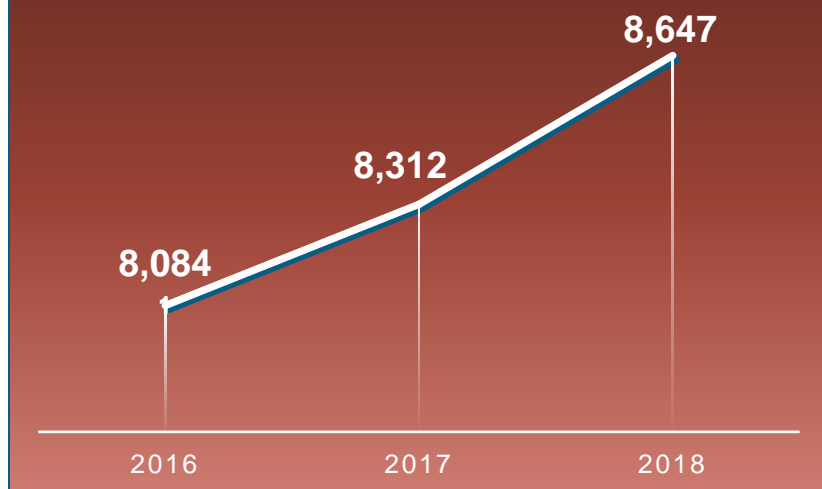
Good for the Economy.
Good for the Environment.

1,587 Energy Efficiency Businesses

Firm Size



WORKERS EMPLOYED



Where are EE Jobs?

Congressional		Metropolitan Areas	
District	Jobs	Area	Jobs
1	5,082	Bangor	889
2	3,566	Lewiston-Auburn	551
		Portland- South Portland	3,833
		Rural	3,374

I am the general manager and an energy auditor.

Molly Toothaker,
The Heat Doctor,
Falmouth, ME

Energy efficiency:
America's
Job-creation
powerhouse

Faces of
EE
JOBS

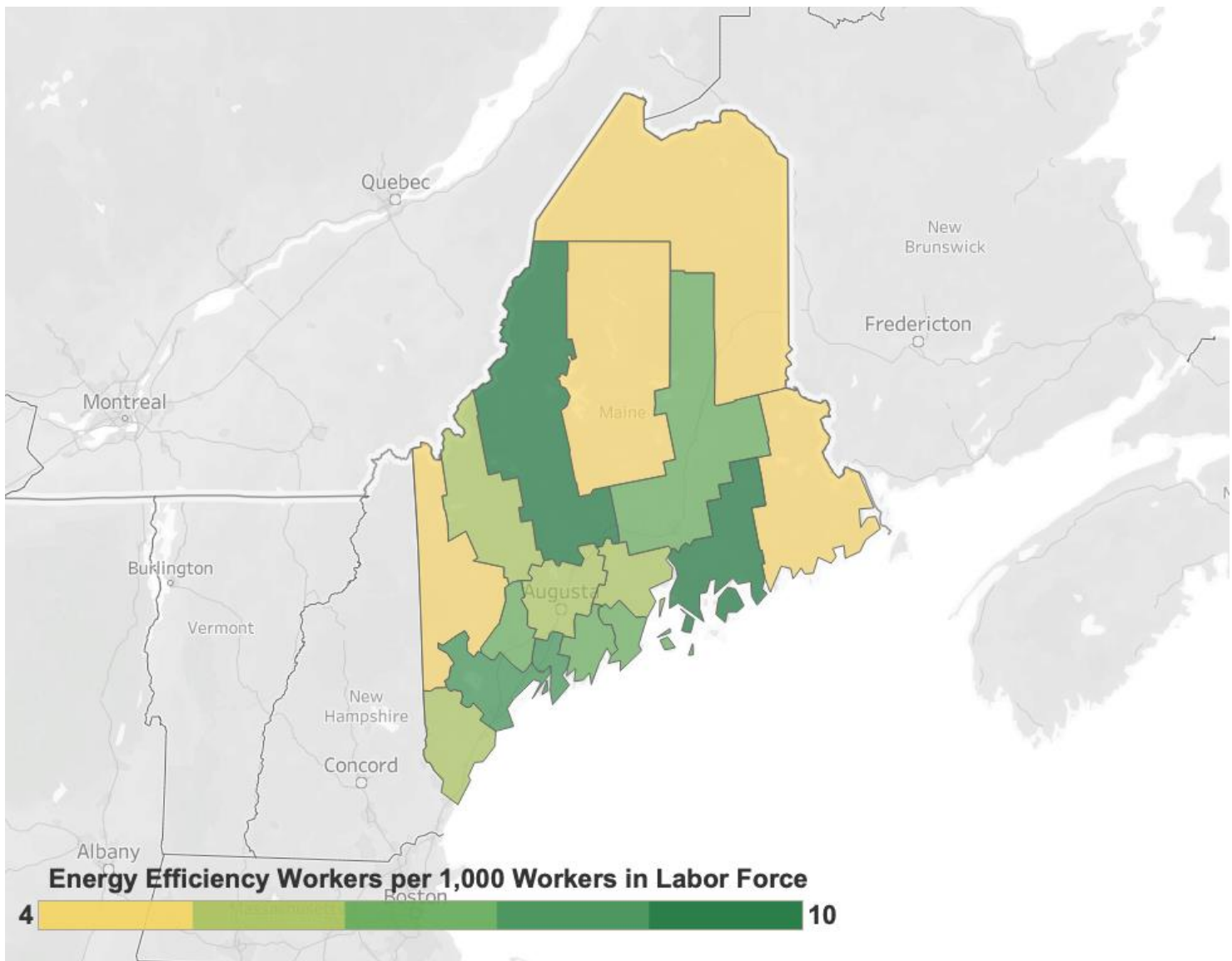
State Upper House

District	Jobs		District	Jobs		District	Jobs		District	Jobs
1	142		11	347		21	177		31	195
2	222		12	319		22	190		32	407
3	218		13	310		23	242		33	232
4	151		14	491		24	390		34	140
5	447		15	27		25	485		35	276
6	195		16	184		26	65			
7	434		17	177		27	663			
8	173		18	225		28	<5			
9	51		19	214		29	355			
10	137		20	213		30	150			

State Lower House

District	Jobs		District	Jobs		District	Jobs		District	Jobs
1	120		40	<5		79	39		118	32
2	25		41	<5		80	26		119	76
3	130		42	<5		81	118		120	<5
4	169		43	79		82	6		121	30
5	64		44	<5		83	24		122	19
6	<5		45	139		84	18		123	21
7	<5		46	30		85	<5		124	<5
8	92		47	63		86	<5		125	<5
9	249		48	121		87	36		126	<5
10	62		49	133		88	13		127	<5
11	<5		50	<5		89	79		128	80
12	<5		51	92		90	128		129	47
13	29		52	<5		91	74		130	41
14	121		53	70		92	47		131	170
15	<5		54	66		93	88		132	<5
16	63		55	92		94	98		133	60
17	29		56	33		95	52		134	108
18	28		57	75		96	151		135	73
19	<5		58	175		97	78		136	74
20	66		59	<5		98	43		137	73
21	19		60	<5		99	22		138	32
22	68		61	<5		100	60		139	35
23	47		62	135		101	402		140	46
24	152		63	<5		102	60		141	45
25	<5		64	15		103	<5		142	<5
26	105		65	50		104	41		143	8
27	275		66	23		105	28		144	78
28	139		67	<5		106	47		145	17
29	<5		68	51		107	67		146	57
30	37		69	88		108	61		147	63
31	<5		70	63		109	<5		148	28
32	<5		71	35		110	<5		149	<5
33	<5		72	39		111	<5		150	58
34	<5		73	51		112	108		151	6
35	<5		74	40		113	41		152	<5
36	423		75	50		114	<5		153	<5
37	<5		76	71		115	28			
38	330		77	261		116	17			
39	6		78	117		117	59			

Energy Efficiency Jobs by County



E4TheFuture is dedicated to bringing clean, efficient energy home for every American and promotes energy solutions to advance climate protection and economic fairness. Visit www.E4TheFuture.org



E2 is a national, nonpartisan group of business leaders, investors and others who advocate for smart policies that are good for the environment and good for the economy. Visit www.e2.org



BW Research Partnership is a full-service, economic and workforce research consulting firm with offices in Carlsbad, California and Wrentham, Massachusetts. It is the nation's leading provider of accurate, comprehensive energy and clean energy research studies. Visit www.bwresearch.com

Data Source: Unless otherwise stated, all data are from the 2019 U.S. Energy and Employment Report, March 2019, by NASEO and EFI (see pages 9-13 for methodology details). This methodology -- adopted by the U.S. Dept. of Energy for its 2017 U.S. Energy and Employment Report, approved by the Office of Management and Budget and grounded on data collected by the Bureau of Labor Statistics -- provides the broadly accepted best accounting of all U.S. energy workers.

Maryland

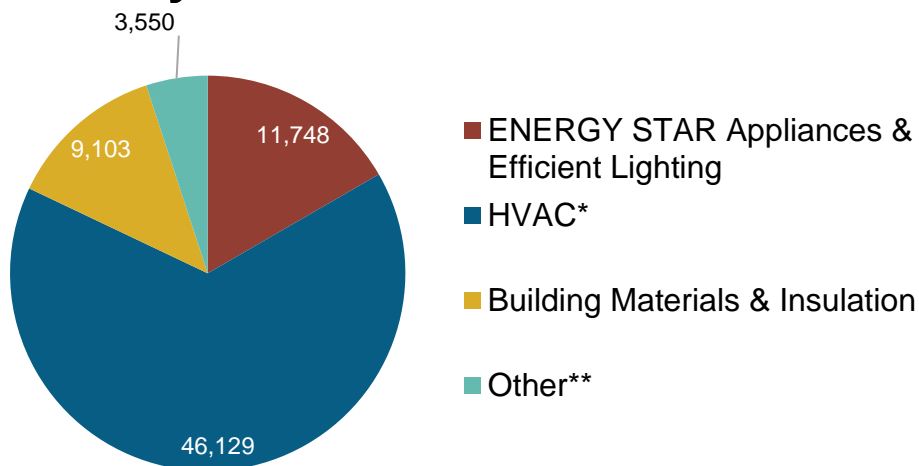
Energy Efficiency Jobs in America

70,530
Total Jobs

What are EE Jobs?

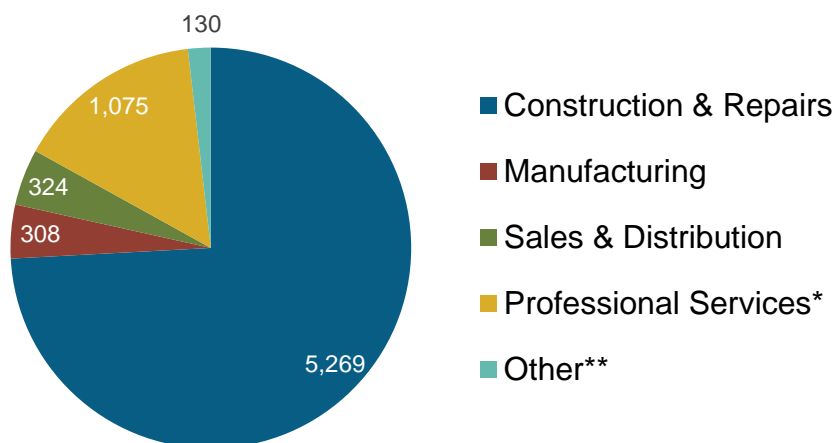
Delivery of goods and services that lower energy use by improving technologies, appliances, buildings, and energy systems.

Jobs by Sector



*Heating, Ventilation, Air Conditioning of higher than standard efficiency/renewable heating & cooling
**Other such as energy audits, building certifications, and software services

Firms by Supply Chain



*Professional services includes finance/accounting, architecture, engineering, R&D, etc.
**Other such as maintenance, and business and nonprofit organizations

**In Maryland,
EE Jobs
Comprise:**

32%
of All
Construction Jobs

54%
of All
Energy Sector Jobs

7%
of Maryland residents
employed in EE are
Veterans

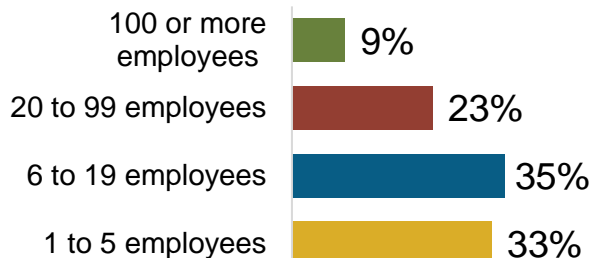
Presented by:



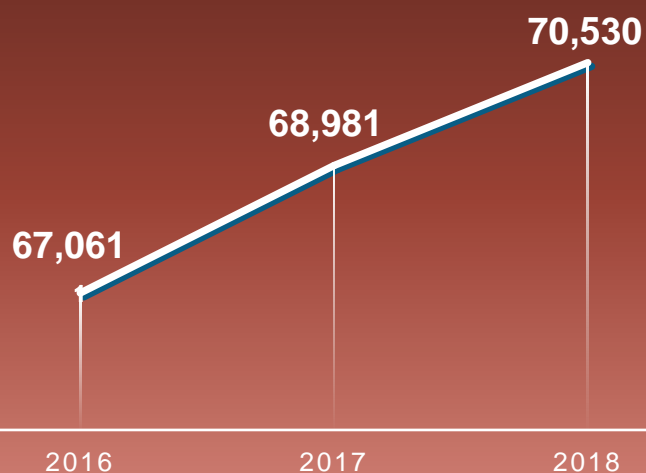
Good for the Economy.
Good for the Environment.

7,106 Energy Efficiency Businesses

Firm Size



WORKERS EMPLOYED



Where are EE Jobs?

Congressional		Metropolitan Areas	
District	Jobs	Area	Jobs
1	13,513	Baltimore-Towson	32,563
2	12,180	Cumberland	684
3	13,654	Hagerstown-Martinsburg	1,585
4	6,230	Philadelphia-Camden-Wilmington	1,713
5	4,852	Salisbury	1,237
6	12,694	Washington-Arlington-Alexandria	28,309
7	1,759	Rural	4,438
8	5,648		

[EE] merges engineering, data analytics, marketing, & outreach to provide full solutions.

Rosa Cassidy, Lockheed Martin, Rockville, MD

Energy efficiency: America's Job-creation powerhouse

Faces of EE JOBS

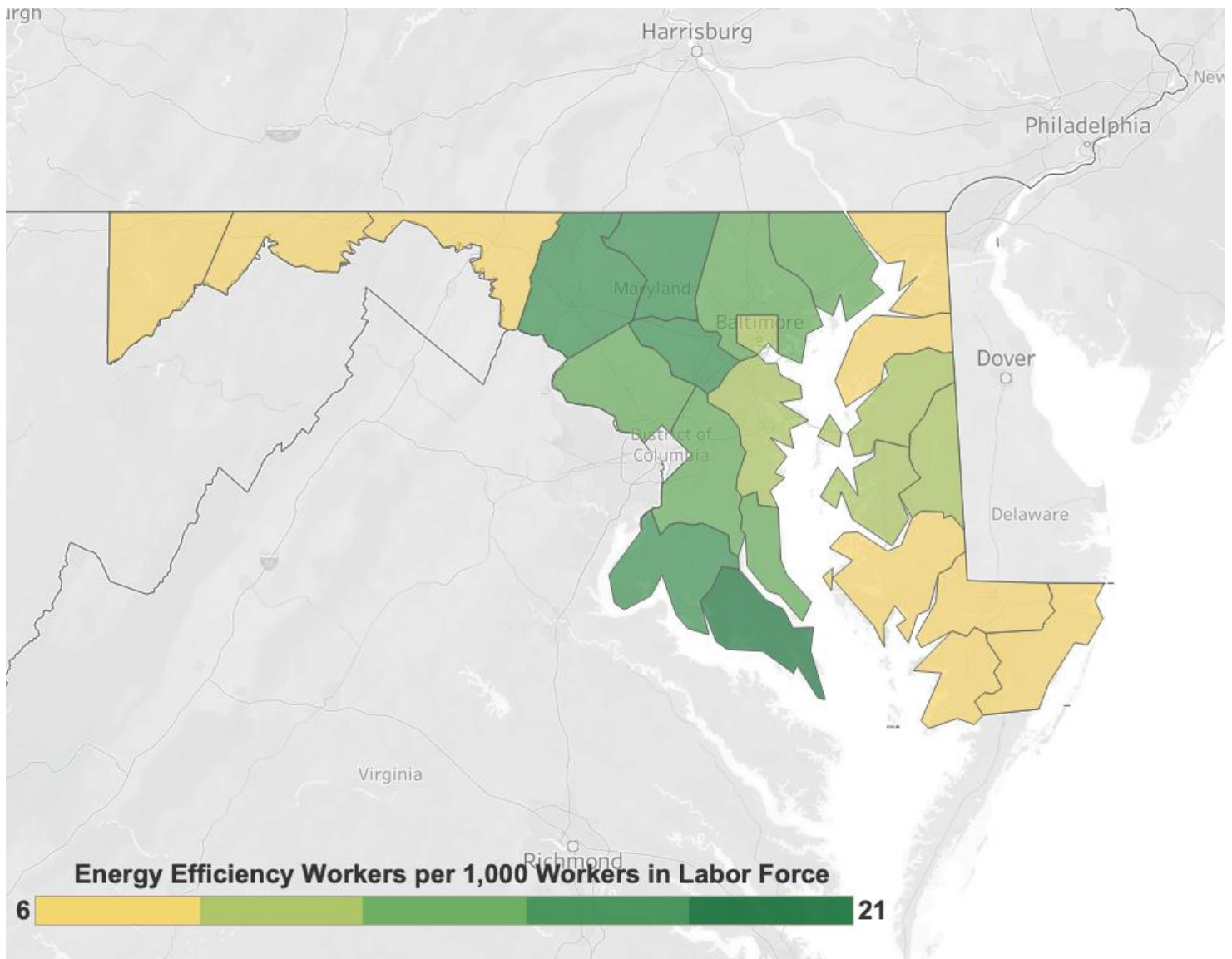
State Upper House

District	Jobs		District	Jobs		District	Jobs		District	Jobs
1	2,241		15	4,239		29	778		43	271
2	638		16	3,709		30	2,897		44	<5
3	2,829		17	2,235		31	2,769		45	246
4	2,216		18	1,345		32	41		46	<5
5	1,655		19	195		33	369		47	132
6	1,989		20	908		34	608			
7	3,020		21	2,097		35	879			
8	1,005		22	2,058		36	1,740			
9	2,950		23	995		37	2,469			
10	2,036		24	736		38	1,040			
11	3,439		25	697		39	<5			
12	2,163		26	376		40	4,387			
13	1,342		27	1,055		41	<5			
14	2,298		28	1,270		42	166			

State House of Delegates

District	Jobs		District	Jobs		District	Jobs		District	Jobs
4	5,227		22	2,071		03B	14		37B	1,143
5	1,629		24	726		09A	80		38A	465
6	2,006		25	1,263		23A	199		38B	131
7	2,973		26	370		23B	208		38C	431
8	986		28	1,378		27A	80		42A	13
10	2,209		32	1,368		27B	428		42B	147
11	3,515		33	3,008		27C	502		47A	131
12	4,306		36	2,326		29A	276			
13	1,725		40	4,316		29B	468			
14	2,371		43	270		29C	27			
15	4,259		45	241		30A	329			
16	3,659		46	303		30B	264			
17	2,207		01A	1,011		31A	759			
18	1,360		01B	26		34A	599			
19	193		01C	1,180		35A	160			
20	1,103		02A	294		35B	110			
21	2,080		03A	286		37A	1,315			

Energy Efficiency Jobs by County



E4TheFuture is dedicated to bringing clean, efficient energy home for every American and promotes energy solutions to advance climate protection and economic fairness. Visit www.E4TheFuture.org



E2 is a national, nonpartisan group of business leaders, investors and others who advocate for smart policies that are good for the environment and good for the economy. Visit www.e2.org



BW Research Partnership is a full-service, economic and workforce research consulting firm with offices in Carlsbad, California and Wrentham, Massachusetts. It is the nation's leading provider of accurate, comprehensive energy and clean energy research studies. Visit www.bwresearch.com

Data Source: Unless otherwise stated, all data are from the 2019 U.S. Energy and Employment Report, March 2019, by NASEO and EFI (see pages 9-13 for methodology details). This methodology -- adopted by the U.S. Dept. of Energy for its 2017 U.S. Energy and Employment Report, approved by the Office of Management and Budget and grounded on data collected by the Bureau of Labor Statistics -- provides the broadly accepted best accounting of all U.S. energy workers.

Massachusetts

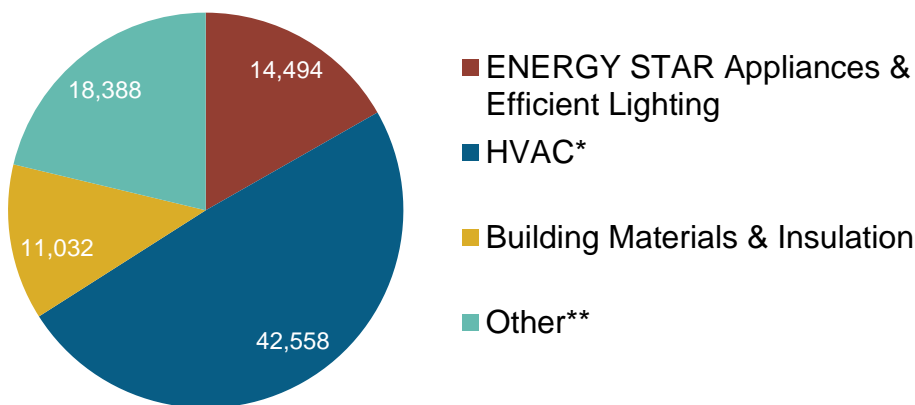
Energy Efficiency Jobs in America

86,473
Total Jobs

What are EE Jobs?

Delivery of goods and services that lower energy use by improving technologies, appliances, buildings, and energy systems.

Jobs by Sector



*Heating, Ventilation, Air Conditioning of higher than standard efficiency/renewable heating & cooling
**Other such as energy audits, building certifications, and software services

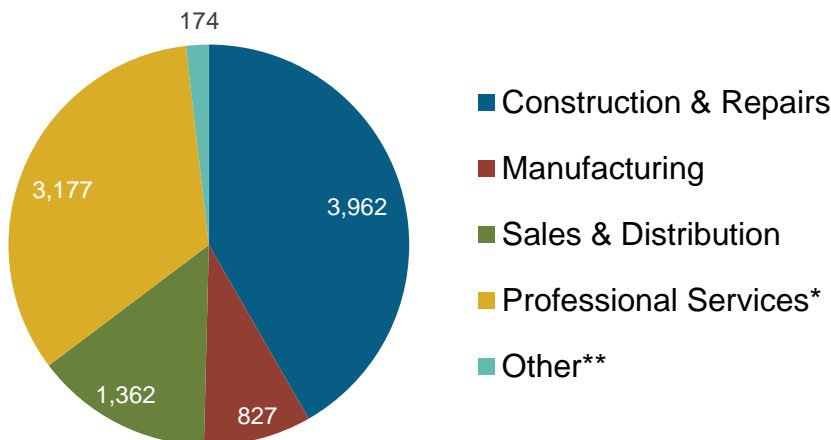
**In Massachusetts,
EE Jobs
Comprise:**

22%
of All
Construction Jobs

47%
of All
Energy Sector Jobs

10%
of Massachusetts
residents employed in
EE are **Veterans**

Firms by Supply Chain



*Professional services includes finance/accounting, architecture, engineering, R&D, etc.
**Other such as maintenance, and business and nonprofit organizations

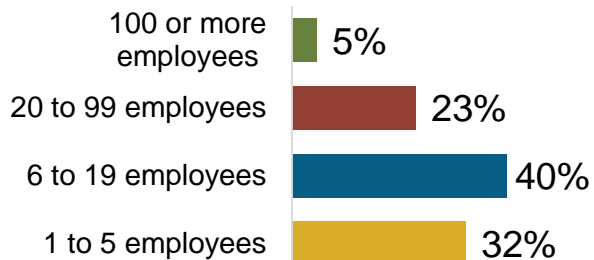
Presented by:



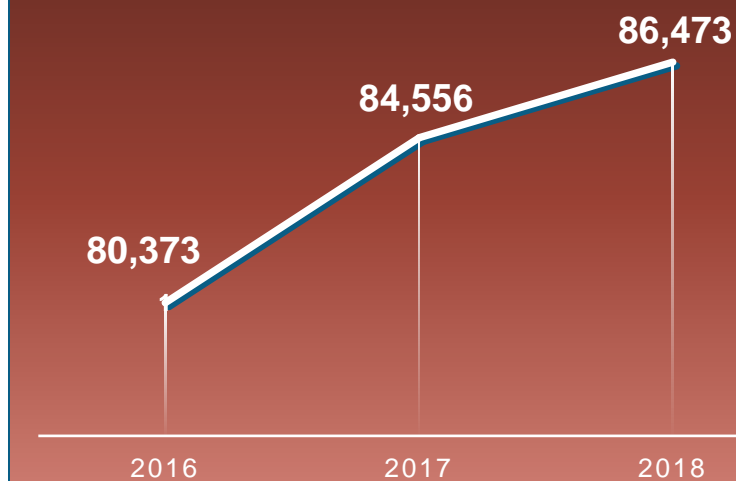
Good for the Economy.
Good for the Environment.

9,503 Energy Efficiency Businesses

Firm Size



WORKERS EMPLOYED



Where are EE Jobs?

Congressional		Metropolitan Areas	
District	Jobs	Area	Jobs
1	7,604	Barnstable Town	3,752
2	7,826	Boston-Cambridge-Quincy	60,542
3	10,361	Pittsfield	1,645
4	10,853	Providence-New Bedford-Fall River	5,662
5	10,345	Springfield	7,016
6	10,669	Worcester	7,276
7	9,040	Rural	581
8	11,030		
9	8,745		

We provide software to help utilities manage EE programs.

JJ Augenbraun,
Uplight,
Cambridge, MA

Energy efficiency:
America's
Job-creation
powerhouse

EE JOBS

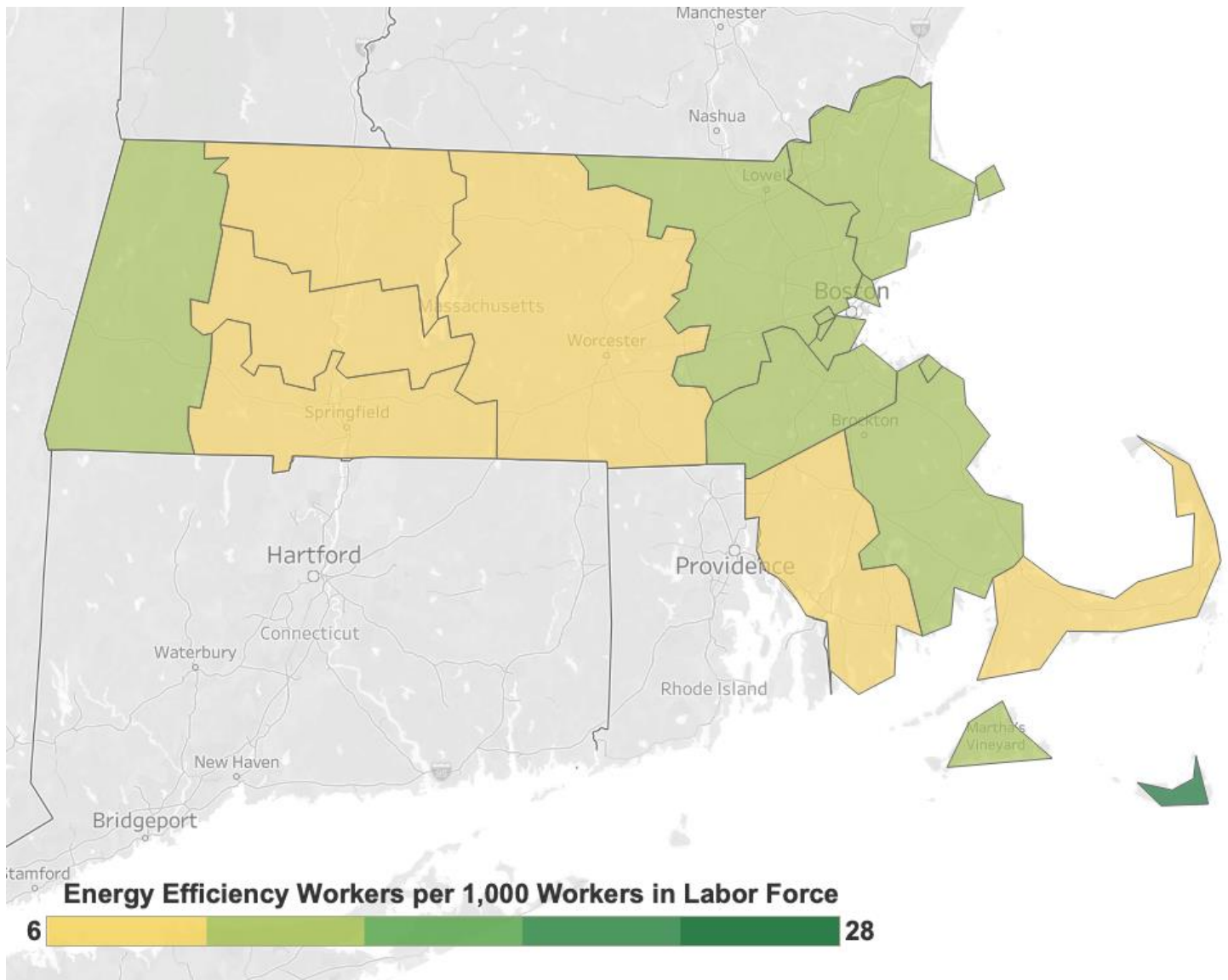
State Upper House

District	Jobs		District	Jobs		District	Jobs		District	Jobs
1	2,691		12	976		23	3,527		34	1,829
2	2,517		13	1,916		24	1,601		35	1,186
3	2,167		14	3,930		25	1,406		36	2,174
4	2,123		15	3,047		26	3,008		37	1,516
5	1,003		16	3,587		27	5,506		38	1,279
6	1,894		17	2,646		28	665		39	2,412
7	1,145		18	3,444		29	1,828		40	2,822
8	1,263		19	2,398		30	1,375			
9	1,345		20	2,521		31	1,689			
10	2,469		21	2,963		32	2,698			
11	1,104		22	981		33	1,820			

State Lower House

District	Jobs		District	Jobs		District	Jobs		District	Jobs
60	1,478		101	480		143	930		189	642
61	255		102	680		144	179		190	241
62	772		103	471		145	601		192	223
63	504		104	369		147	199		193	147
64	965		105	352		148	233		200	430
65	981		106	239		149	176		201	<5
66	611		107	869		153	436		203	344
68	583		108	377		154	536		204	134
69	746		109	97		155	302		206	495
70	374		110	169		156	1,223		207	203
71	955		111	948		157	1,566		208	303
72	430		114	245		159	535		209	661
73	126		115	863		160	519		210	492
74	987		116	275		161	531		211	603
75	40		117	<5		162	1,022		212	96
76	534		118	533		164	439		213	296
77	587		119	1,409		165	647		214	323
78	433		120	545		166	558		215	699
79	50		121	1,724		167	735		216	105
80	492		122	1,186		168	427		217	596
81	39		123	668		169	664		218	123
82	270		124	251		170	947		219	48
83	806		125	904		171	493			
84	968		126	1,597		172	<5			
85	129		127	805		173	355			
86	417		128	972		174	405			
87	633		129	98		175	293			
88	622		130	281		176	863			
89	918		131	1,010		177	404			
90	436		132	1,861		178	344			
91	1,212		133	580		179	295			
92	132		134	528		180	633			
93	10		136	911		181	181			
94	710		137	583		183	227			
95	657		138	931		184	399			
96	2,054		139	365		185	488			
98	142		140	747		186	8,764			
99	1,189		141	1,148		187	746			
100	667		142	599		188	383			

Energy Efficiency Jobs by County



E4TheFuture is dedicated to bringing clean, efficient energy home for every American and promotes energy solutions to advance climate protection and economic fairness. Visit www.E4TheFuture.org



E2 is a national, nonpartisan group of business leaders, investors and others who advocate for smart policies that are good for the environment and good for the economy. Visit www.e2.org



BW Research Partnership is a full-service, economic and workforce research consulting firm with offices in Carlsbad, California and Wrentham, Massachusetts. It is the nation's leading provider of accurate, comprehensive energy and clean energy research studies. Visit www.bwresearch.com

Data Source: Unless otherwise stated, all data are from the 2019 U.S. Energy and Employment Report, March 2019, by NASEO and EFI (see pages 9-13 for methodology details). This methodology -- adopted by the U.S. Dept. of Energy for its 2017 U.S. Energy and Employment Report, approved by the Office of Management and Budget and grounded on data collected by the Bureau of Labor Statistics -- provides the broadly accepted best accounting of all U.S. energy workers.

Michigan

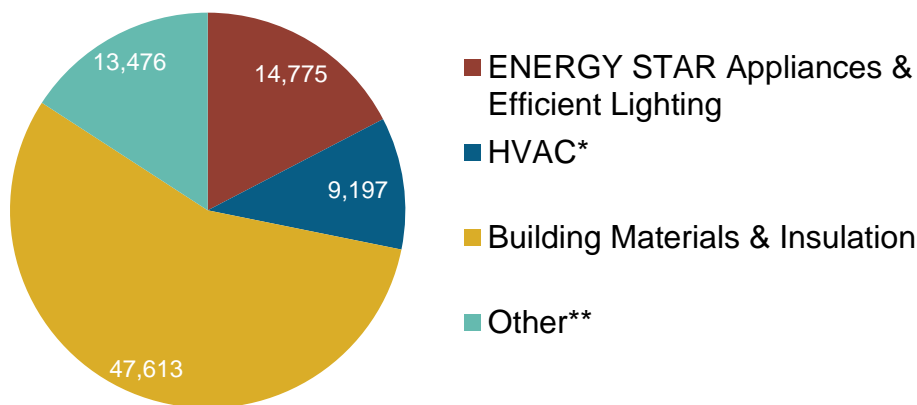
Energy Efficiency Jobs in America

85,061
Total Jobs

What are EE Jobs?

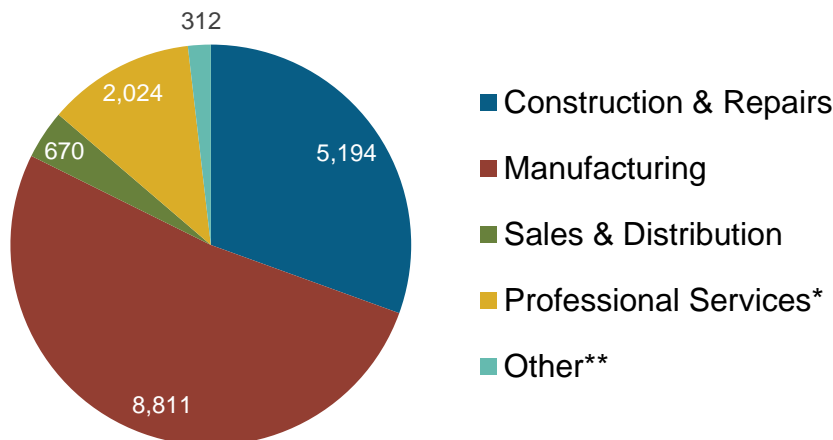
Delivery of goods and services that lower energy use by improving technologies, appliances, buildings, and energy systems.

Jobs by Sector



*Heating, Ventilation, Air Conditioning of higher than standard efficiency/renewable heating & cooling
**Other such as energy audits, building certifications, and software services

Firms by Supply Chain



*Professional services includes finance/accounting, architecture, engineering, R&D, etc.
**Other such as maintenance, and business and nonprofit organizations

**In Michigan,
EE Jobs
Comprise:**

14%
of All
Construction Jobs

20%
of All
Energy Sector Jobs

11%
of Michigan residents
employed in EE are
Veterans

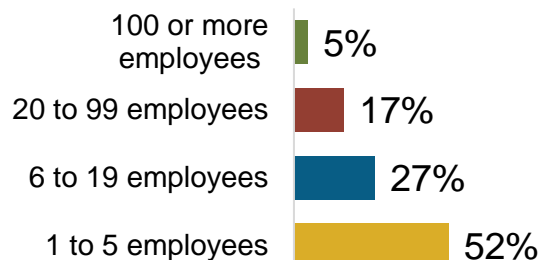
Presented by:



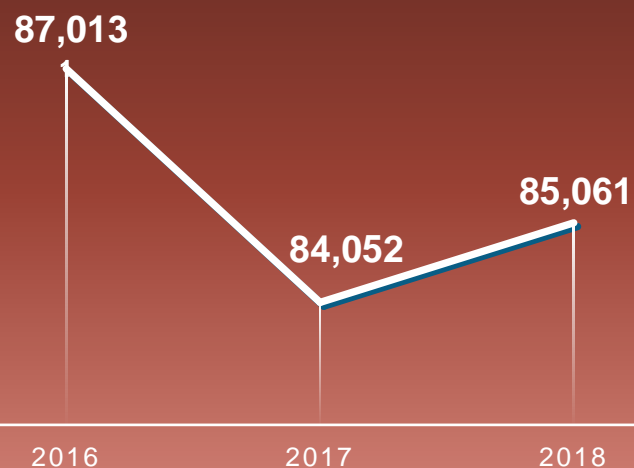
Good for the Economy.
Good for the Environment.

17,012 Energy Efficiency Businesses

Firm Size



WORKERS EMPLOYED



Where are EE Jobs?

Congressional		Metropolitan Areas	
District	Jobs	Area	Jobs
1	8,489	Ann Arbor	3,308
2	9,041	Battle Creek	1,011
3	4,387	Bay City	660
4	6,456	Detroit-Warren-Livonia	37,214
5	3,951	Flint	2,600
6	5,818	Grand Rapids-Wyoming	7,274
7	8,340	Holland-Grand Haven	2,454
8	5,488	Jackson	1,113
9	10,172	Kalamazoo-Portage	2,764
10	5,294	Lansing-East Lansing	3,633
11	6,218	Monroe	931
12	3,814	Muskegon-Norton Shores	1,132
13	4,053	Niles-Benton Harbor	1,850
14	3,541	Saginaw-Saginaw Township North	1,726
		South Bend-Mishawaka	356
		Rural	17,035

I'm helping innovators to accelerate smarter, cleaner & more accessible energy solutions.

Nathalie Osborn,
NextEnergy,
Brighton, MI

Energy efficiency:
America's
Job-creation
powerhouse



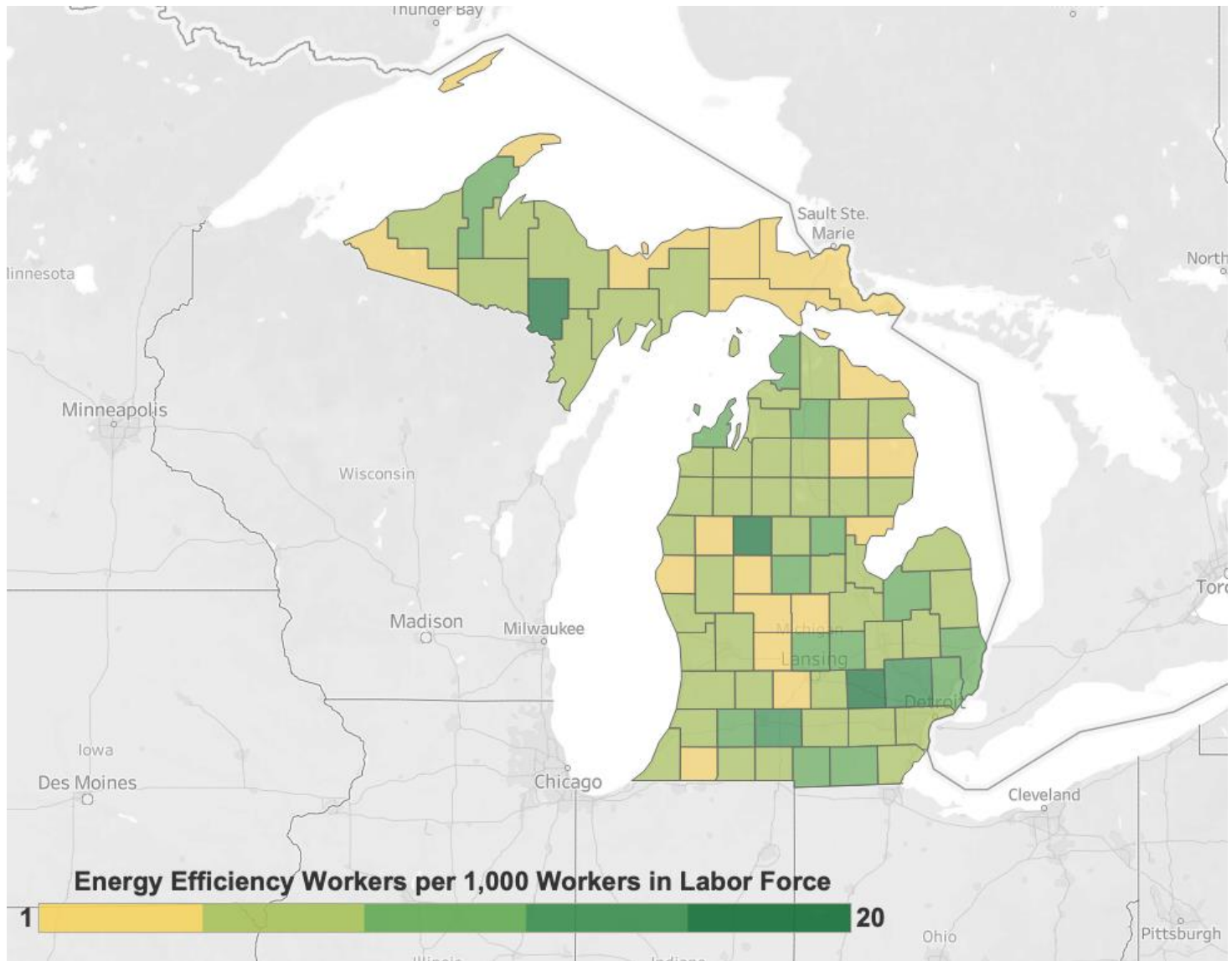
State Upper House

District	Jobs		District	Jobs		District	Jobs		District	Jobs
1	3,369		11	5,564		21	2,625		31	2,162
2	713		12	4,429		22	2,181		32	1,253
3	1,947		13	3,008		23	2,767		33	1,770
4	334		14	1,968		24	1,051		34	1,447
5	687		15	2,152		25	2,271		35	3,154
6	1,260		16	2,270		26	3,842		36	1,802
7	2,729		17	1,953		27	1,226		37	2,450
8	3,716		18	2,609		28	4,079		38	2,586
9	1,798		19	2,578		29	413			
10	1,296		20	2,203		30	1,397			

State Lower House

District	Jobs		District	Jobs		District	Jobs		District	Jobs
1	600		35	2,294		69	54		103	988
2	296		36	585		70	793		104	495
3	592		37	1,853		71	243		105	1,418
4	659		38	1,932		72	2,304		106	1,044
5	808		39	395		73	2,552		107	656
6	944		40	1,419		74	1,392		108	971
7	98		41	1,309		75	379		109	771
8	546		42	1,422		76	<5		110	851
9	193		43	561		77	116		103	988
10	<5		44	395		78	569		104	495
11	1,204		45	460		79	451		105	1,418
12	1,184		46	486		80	1,302		106	1,044
13	797		47	924		81	1,007		107	656
14	488		48	595		82	582		108	971
15	96		49	105		83	481		109	771
16	<5		50	370		84	601		110	851
17	806		51	159		85	696			
18	1,237		52	1,967		86	289			
19	645		53	860		87	231			
20	1,524		54	457		88	763			
21	<5		55	<5		89	632			
22	613		56	457		90	<5			
23	137		57	878		91	1,017			
24	1,027		58	764		92	114			
25	804		59	1,185		93	409			
26	2,011		60	1,843		94	1,278			
27	739		61	94		95	287			
28	540		62	1,112		96	379			
29	1,954		63	417		97	779			
30	973		64	879		98	735			
31	512		65	169		99	455			
32	550		66	1,144		100	572			
33	351		67	1,498		101	1,691			
34	1,182		68	1,220		102	394			

Energy Efficiency Jobs by County



E4TheFuture is dedicated to bringing clean, efficient energy home for every American and promotes energy solutions to advance climate protection and economic fairness. Visit www.E4TheFuture.org



E2 is a national, nonpartisan group of business leaders, investors and others who advocate for smart policies that are good for the environment and good for the economy. Visit www.e2.org



BW Research Partnership is a full-service, economic and workforce research consulting firm with offices in Carlsbad, California and Wrentham, Massachusetts. It is the nation's leading provider of accurate, comprehensive energy and clean energy research studies. Visit www.bwresearch.com

Data Source: Unless otherwise stated, all data are from the 2019 U.S. Energy and Employment Report, March 2019, by NASEO and EFI (see pages 9-13 for methodology details). This methodology -- adopted by the U.S. Dept. of Energy for its 2017 U.S. Energy and Employment Report, approved by the Office of Management and Budget and grounded on data collected by the Bureau of Labor Statistics -- provides the broadly accepted best accounting of all U.S. energy workers.

Minnesota

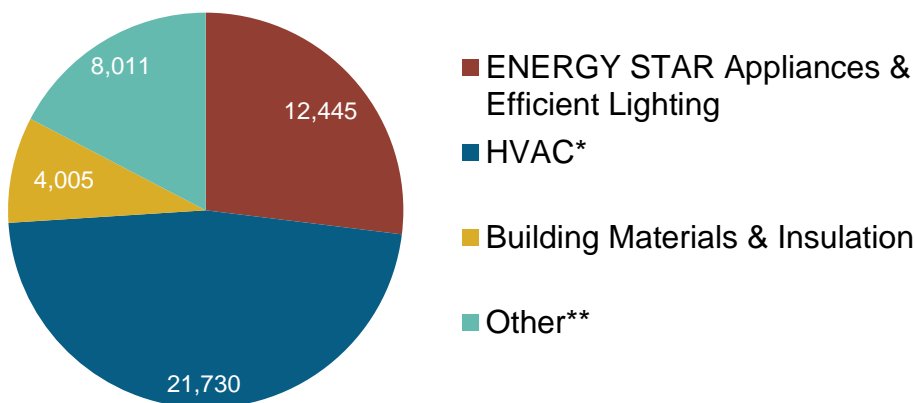
Energy Efficiency Jobs in America

46,191
Total Jobs

What are EE Jobs?

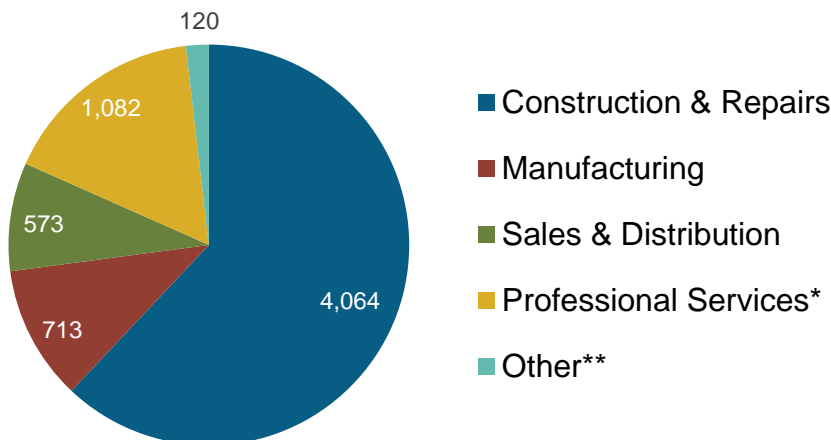
Delivery of goods and services that lower energy use by improving technologies, appliances, buildings, and energy systems.

Jobs by Sector



*Heating, Ventilation, Air Conditioning of higher than standard efficiency/renewable heating & cooling
**Other such as energy audits, building certifications, and software services

Firms by Supply Chain



*Professional services includes finance/accounting, architecture, engineering, R&D, etc.
**Other such as maintenance, and business and nonprofit organizations

In Minnesota,
EE Jobs
Comprise:

21%
of All
Construction Jobs

36%
of All
Energy Sector Jobs

11%
of Minnesota
residents employed in
EE are **Veterans**

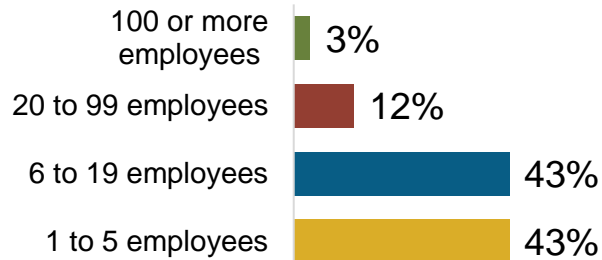
Presented by:



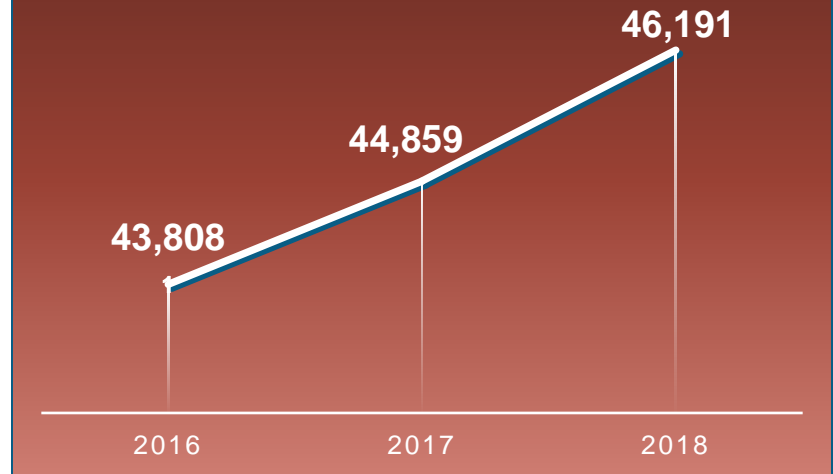
Good for the Economy.
Good for the Environment.

6,552 Energy Efficiency Businesses

Firm Size



WORKERS EMPLOYED



Where are EE Jobs?

Congressional		Metropolitan Areas	
District	Jobs	Area	Jobs
1	6,545	Duluth	1,646
2	3,713	Fargo	350
3	9,036	Grand Forks	240
4	6,088	La Crosse	160
5	6,045	Mankato-North Mankato	799
6	4,323	Minneapolis-St. Paul-Bloomington	27,300
7	6,273	Rochester	1,511
8	4,168	St. Cloud	1,866
		Rural	12,317

I help commercial clients set high EE goals for their projects.

Ariane Laxo, HGA
Architects and Engineers,
Saint Paul, MN

Energy efficiency: America's job-creation powerhouse

Faces of EE JOBS

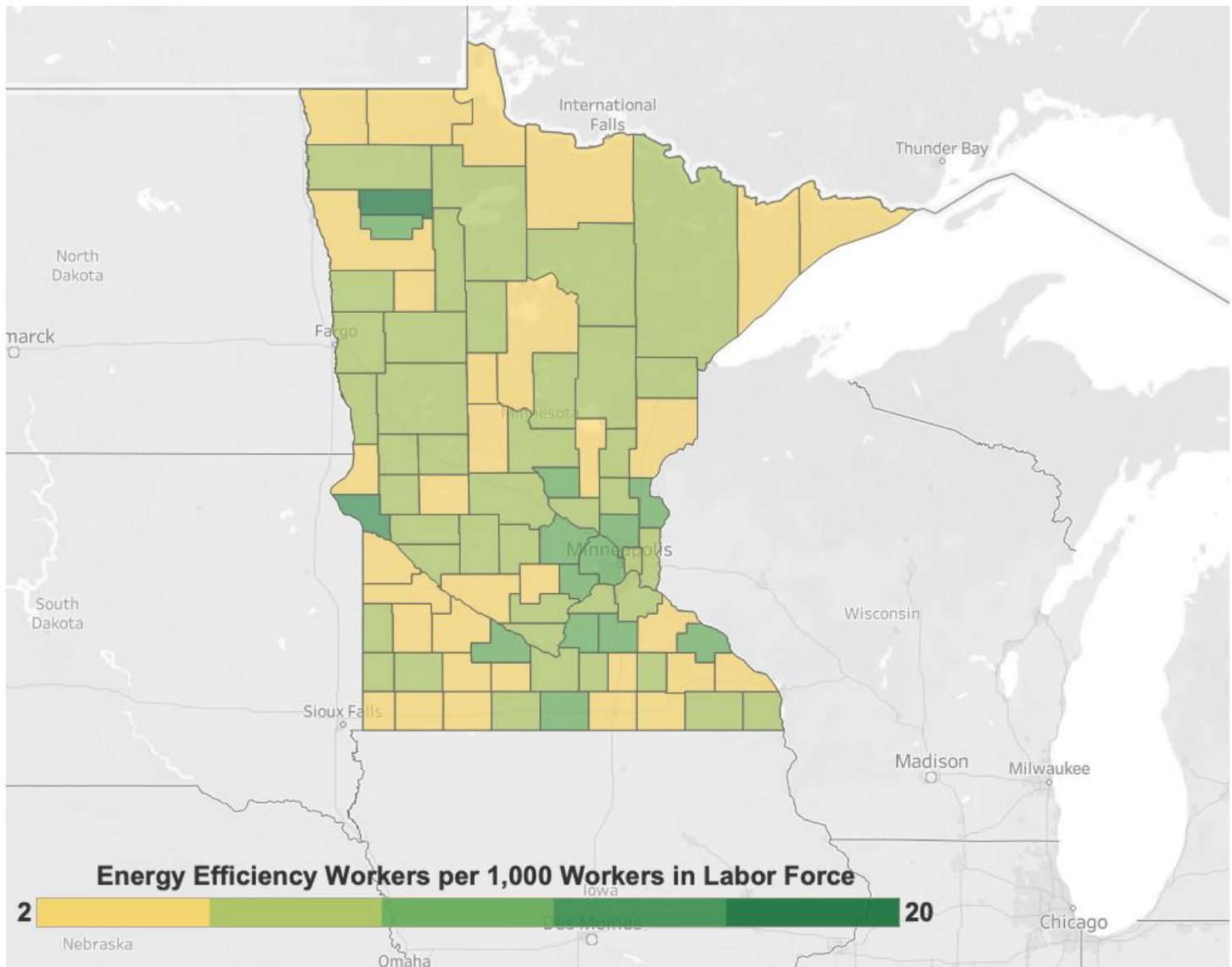
State Upper House

District	Jobs		District	Jobs		District	Jobs		District	Jobs
1	652		18	678		35	146		52	543
2	1,008		19	1,285		36	599		53	218
3	920		20	1,260		37	760		54	144
4	467		21	893		38	711		55	362
5	595		22	896		39	662		56	120
6	459		23	437		40	2,489		57	477
7	415		24	654		41	836		58	8
8	1,067		25	406		42	826		59	2,498
9	895		26	507		43	204		60	608
10	340		27	333		44	1,840		61	393
11	386		28	690		45	280		62	106
12	906		29	275		46	651		63	16
13	1,312		30	1,228		47	353		64	1,337
14	<5		31	277		48	672		65	731
15	882		32	1,174		49	1,876		66	<5
16	1,159		33	414		50	438		67	<5
17	972		34	678		51	879			

State Lower House

District	Jobs		District	Jobs		District	Jobs		District	Jobs
01A	331		18A	218		36A	261		53A	180
01B	316		18B	345		36B	337		53B	37
02A	478		19A	674		37A	615		54A	128
02B	524		20A	758		37B	142		54B	15
03A	442		20B	524		38A	563		55A	359
03B	474		21A	551		38B	144		55B	<5
04A	254		21B	709		39A	324		56A	<5
04B	203		22A	511		39B	338		56B	120
05A	216		22B	377		40A	382		57A	474
05B	376		23A	554		40B	1,391		58B	8
06A	366		23B	337		41A	660		59A	15
06B	91		24A	316		41B	172		59B	2,480
07A	352		24B	119		42A	<5		60A	399
07B	60		25A	659		42B	869		60B	216
08A	415		26A	232		43A	121		61A	186
08B	678		26B	172		43B	82		61B	232
09A	621		27A	376		44A	805		62A	105
09B	269		27B	127		44B	942		62B	<5
10A	150		28A	113		45A	219		63A	<5
10B	188		28B	218		45B	60		63B	15
11A	98		29A	440		46A	507		64A	1,198
11B	286		29B	266		46B	166		64B	105
12A	571		30A	<5		47A	352		65A	90
12B	521		30B	274		47B	<5		65B	645
13A	948		31A	672		48A	724		66A	<5
13B	373		31B	550		48B	<5		66B	<5
14A	<5		32A	134		49A	1,075		67A	<5
14B	<5		32B	142		49B	718		67B	<5
15A	441		33A	1,590		50A	475			
15B	437		33B	189		50B	<5			
16A	459		34A	374		51A	874			
16B	694		34B	37		51B	<5			
17A	594		35A	<5		52A	412			
17B	374		35B	145		52B	149			

Energy Efficiency Jobs by County



E4TheFuture is dedicated to bringing clean, efficient energy home for every American and promotes energy solutions to advance climate protection and economic fairness. Visit www.E4TheFuture.org



E2 is a national, nonpartisan group of business leaders, investors and others who advocate for smart policies that are good for the environment and good for the economy. Visit www.e2.org



BW Research Partnership is a full-service, economic and workforce research consulting firm with offices in Carlsbad, California and Wrentham, Massachusetts. It is the nation's leading provider of accurate, comprehensive energy and clean energy research studies. Visit www.bwresearch.com

Data Source: Unless otherwise stated, all data are from the 2019 U.S. Energy and Employment Report, March 2019, by NASEO and EFI (see pages 9-13 for methodology details). This methodology -- adopted by the U.S. Dept. of Energy for its 2017 U.S. Energy and Employment Report, approved by the Office of Management and Budget and grounded on data collected by the Bureau of Labor Statistics -- provides the broadly accepted best accounting of all U.S. energy workers.

Mississippi

Energy Efficiency Jobs in America

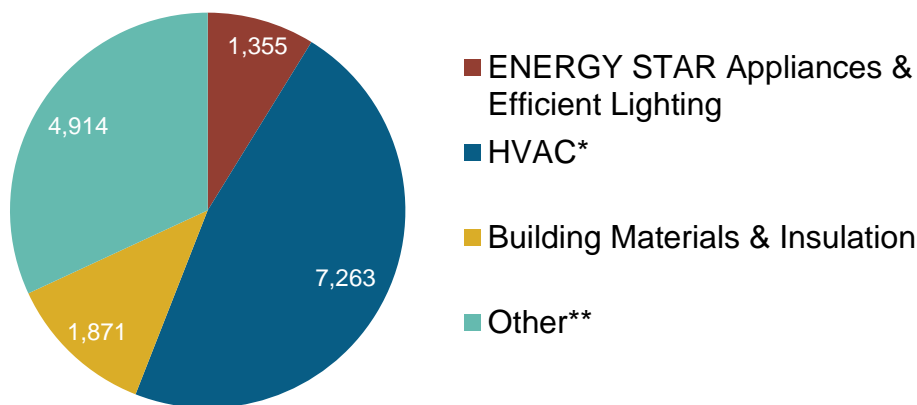
15,403

Total Jobs

What are EE Jobs?

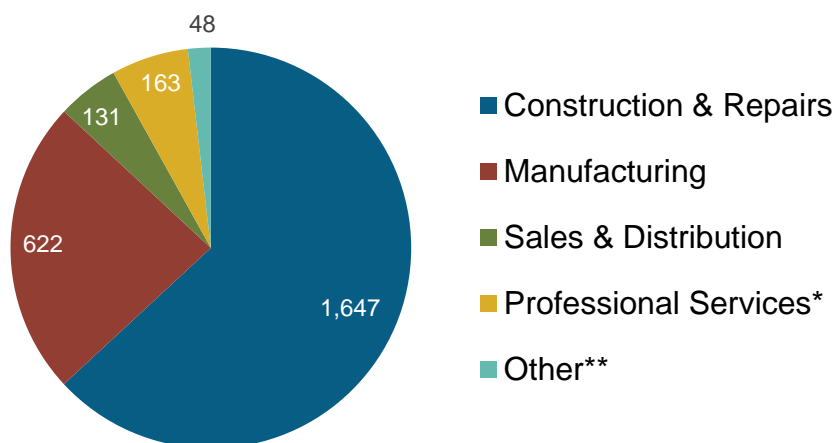
Delivery of goods and services that lower energy use by improving technologies, appliances, buildings, and energy systems.

Jobs by Sector



*Heating, Ventilation, Air Conditioning of higher than standard efficiency/renewable heating & cooling
 **Other such as energy audits, building certifications, and software services

Firms by Supply Chain



*Professional services includes finance/accounting, architecture, engineering, R&D, etc.
 **Other such as maintenance, and business and nonprofit organizations

**In Mississippi,
EE Jobs
Comprise:**

22%
of All
Construction Jobs

22%
of All
Energy Sector Jobs

15%
of Mississippi
residents employed in
EE are **Veterans**

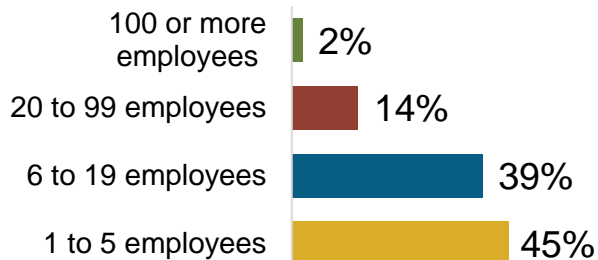
Presented by:



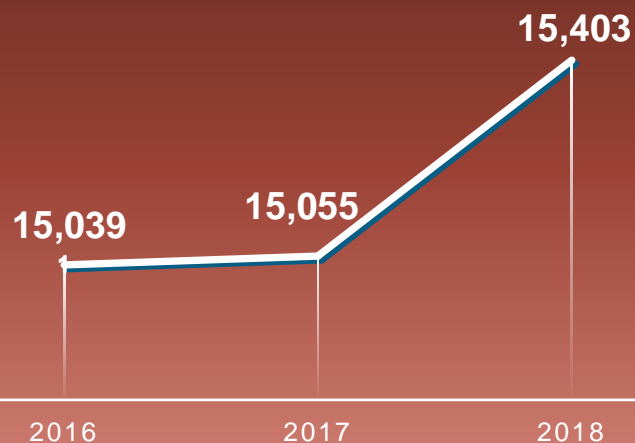
Good for the Economy.
Good for the Environment.

2,611 Energy Efficiency Businesses

Firm Size



WORKERS EMPLOYED



Where are EE Jobs?

Congressional		Metropolitan Areas	
District	Jobs	Area	Jobs
1	3,938	Gulfport-Biloxi	1,907
2	4,450	Hattiesburg	900
3	3,364	Jackson	3,572
4	3,650	Memphis	1,314
		Pascagoula	848
		Rural	6,861

I promote workforce development.

Ya-Sin Shabazz,
Steps Coalition,
Pass Christian, MS

Energy efficiency: America's Job-creation powerhouse

Faces of EE JOBS

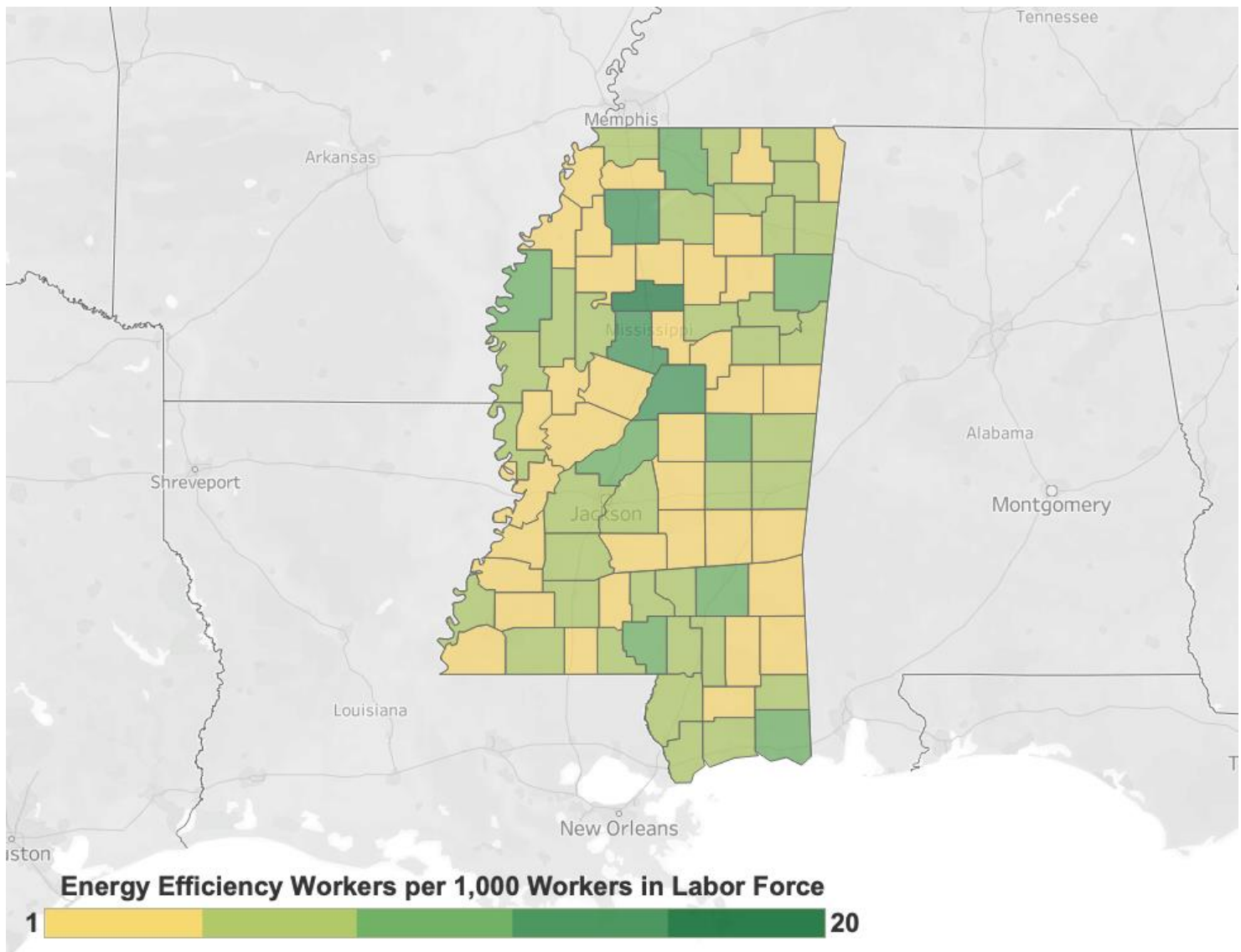
State Upper House

District	Jobs		District	Jobs		District	Jobs		District	Jobs
1	872		15	244		29	562		43	182
2	<5		16	473		30	200		44	61
3	658		17	33		31	219		45	89
4	238		18	234		32	392		46	784
5	97		19	<5		33	115		47	537
6	264		20	724		34	1,147		48	636
7	250		21	483		35	144		49	119
8	141		22	235		36	365		50	76
9	415		23	272		37	433		51	414
10	143		24	11		38	44		52	<5
11	163		25	653		39	55			
12	350		26	452		40	424			
13	87		27	<5		41	86			
14	501		28	209		42	121			

State Lower House

District	Jobs		District	Jobs		District	Jobs		District	Jobs
1	176		32	140		63	134		94	219
2	8		33	9		64	285		95	704
3	94		34	50		65	153		96	165
4	75		35	231		66	165		97	<5
5	522		36	85		67	5		98	<5
6	299		37	636		68	305		99	31
7	217		38	5		69	<5		100	<5
8	41		39	18		70	124		101	<5
9	250		40	<5		71	<5		102	6
10	73		41	<5		72	<5		103	<5
11	14		42	7		73	<5		104	<5
12	<5		43	8		74	<5		105	138
13	90		44	48		75	82		106	<5
14	19		45	422		76	94		107	<5
15	97		46	36		77	94		108	<5
16	493		47	53		78	61		109	235
17	<5		48	<5		79	211		110	180
18	92		49	145		80	275		111	314
19	68		50	22		81	83		112	<5
20	117		51	<5		82	<5		113	<5
21	21		52	<5		83	<5		114	213
22	45		53	448		84	<5		115	331
23	200		54	274		85	26		116	<5
24	274		55	<5		86	38		117	405
25	30		56	823		87	814		118	<5
26	11		57	<5		88	208		119	93
27	259		58	365		89	<5		120	<5
28	<5		59	527		90	98		121	<5
29	125		60	287		91	17		122	47
30	11		61	<5		92	<5			
31	162		62	182		93	327			

Energy Efficiency Jobs by County



E4TheFuture is dedicated to bringing clean, efficient energy home for every American and promotes energy solutions to advance climate protection and economic fairness. Visit www.E4TheFuture.org



E2 is a national, nonpartisan group of business leaders, investors and others who advocate for smart policies that are good for the environment and good for the economy. Visit www.e2.org



BW Research Partnership is a full-service, economic and workforce research consulting firm with offices in Carlsbad, California and Wrentham, Massachusetts. It is the nation's leading provider of accurate, comprehensive energy and clean energy research studies. Visit www.bwresearch.com

Data Source: Unless otherwise stated, all data are from the 2019 U.S. Energy and Employment Report, March 2019, by NASEO and EFI (see pages 9-13 for methodology details). This methodology -- adopted by the U.S. Dept. of Energy for its 2017 U.S. Energy and Employment Report, approved by the Office of Management and Budget and grounded on data collected by the Bureau of Labor Statistics -- provides the broadly accepted best accounting of all U.S. energy workers.

Missouri

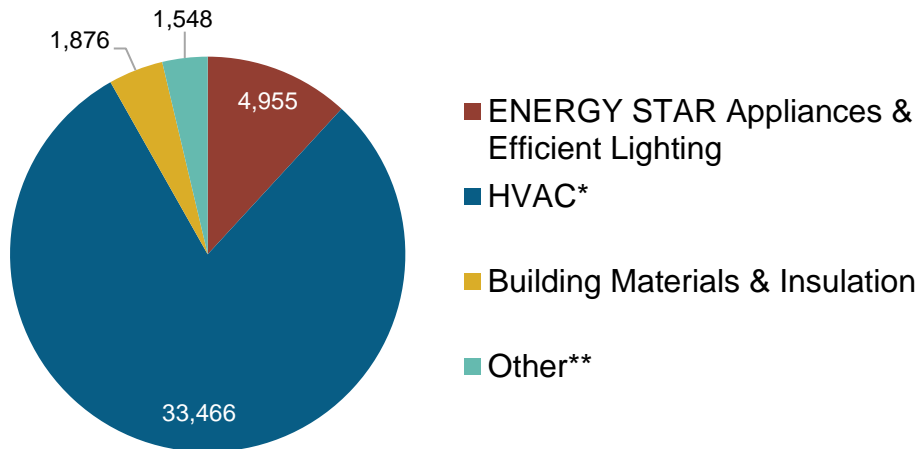
Energy Efficiency Jobs in America

41,845
Total Jobs

What are EE Jobs?

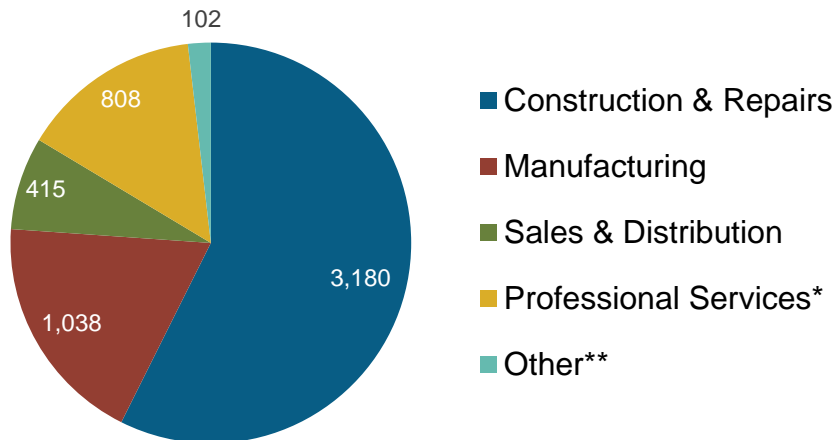
Delivery of goods and services that lower energy use by improving technologies, appliances, buildings, and energy systems.

Jobs by Sector



*Heating, Ventilation, Air Conditioning of higher than standard efficiency/renewable heating & cooling
**Other such as energy audits, building certifications, and software services

Firms by Supply Chain



*Professional services includes finance/accounting, architecture, engineering, R&D, etc.
**Other such as maintenance, and business and nonprofit organizations

In Missouri,
EE Jobs
Comprise:

19%
of All
Construction Jobs

26%
of All
Energy Sector Jobs

10%
of Missouri residents
employed in EE are
Veterans

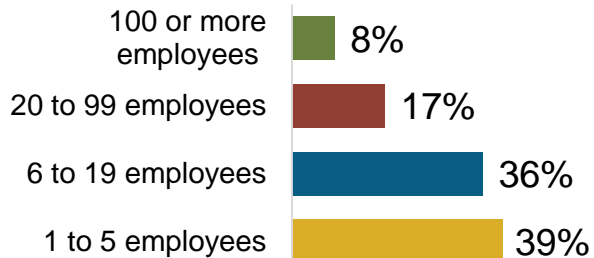
Presented by:



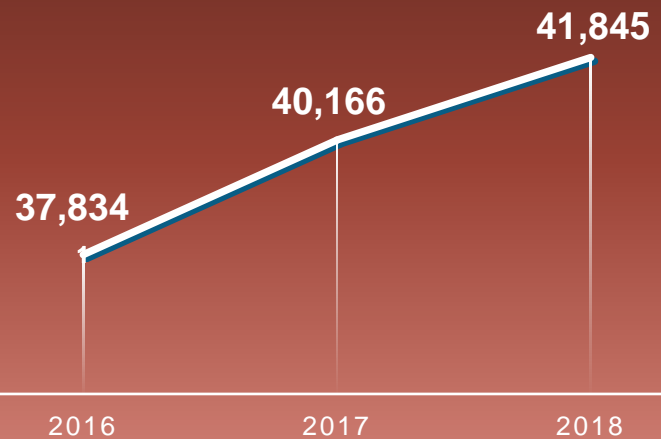
Good for the Economy.
Good for the Environment.

5,542 Energy Efficiency Businesses

Firm Size



WORKERS EMPLOYED



Where are EE Jobs?

Congressional		Metropolitan Areas	
District	Jobs	Area	Jobs
1	8,412	Cape Girardeau-	727
2	4,964	Columbia	1,254
3	5,107	Fayetteville-Springdale-Rogers	137
4	4,266	Jefferson City	1,035
5	6,858	Joplin	1,100
6	3,515	Kansas City	8,697
7	5,101	Springfield	3,368
8	3,623	St. Joseph	637
		St. Louis	15,56
		Rural	9,324

We evaluate and [install] energy saving products.

Monica Miller Brown,
thyssenkrupp Elevator,
Thompson, MO

Energy efficiency:
America's
Job-creation
powerhouse



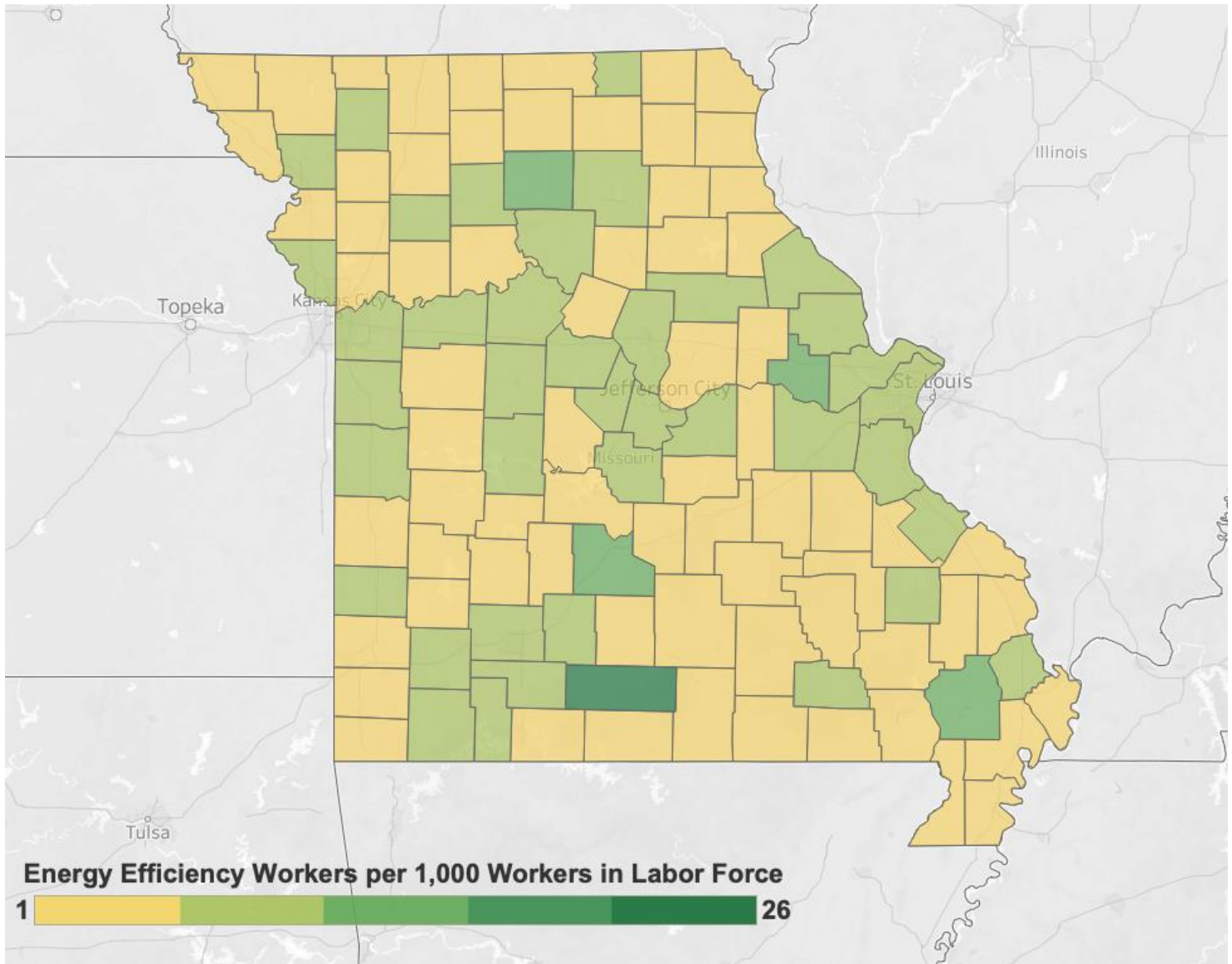
State Upper House

District	Jobs		District	Jobs		District	Jobs		District	Jobs
1	2,736		10	1,854		19	510		28	947
2	1,866		11	426		20	2,886		29	1,137
3	1,171		12	1,773		21	1,008		30	290
4	2,307		13	513		22	652		31	835
5	1,654		14	1,183		23	<5		32	871
6	2,106		15	2,114		24	995		33	747
7	3,279		16	796		25	1,111		34	888
8	1,530		17	779		26	548			
9	548		18	928		27	860			

State Lower House

District	Jobs		District	Jobs		District	Jobs		District	Jobs
1	261		43	837		85	<5		127	492
2	318		44	<5		86	<5		128	217
3	301		45	349		87	<5		129	23
4	220		46	<5		88	236		130	1,307
5	228		47	127		89	379		131	<5
6	216		48	518		90	195		132	1,042
7	338		49	729		91	147		133	60
8	188		50	90		92	199		134	<5
9	404		51	247		93	118		135	60
10	149		52	15		94	192		136	223
11	144		53	211		95	<5		137	142
12	526		54	39		96	466		138	669
13	397		55	237		97	319		139	22
14	727		56	38		98	186		140	24
15	121		57	269		99	37		141	202
16	38		58	359		100	<5		142	225
17	118		59	15		101	24		143	345
18	<5		60	<5		102	185		144	47
19	844		61	579		103	<5		145	91
20	644		62	451		104	<5		146	495
21	174		63	37		105	<5		147	212
22	315		64	1,129		106	<5		148	316
23	597		65	<5		107	<5		149	134
24	1,100		66	204		108	<5		150	91
25	497		67	215		109	162		151	160
26	40		68	<5		110	<5		152	256
27	168		69	355		111	271		153	<5
28	<5		70	1,704		112	97		154	22
29	199		71	1,149		113	<5		155	85
30	298		72	77		114	208		156	22
31	65		73	185		115	433		157	248
32	81		74	<5		116	275		158	121
33	488		75	<5		117	44		159	302
34	277		76	148		118	193		160	174
35	<5		77	1,153		119	66		161	342
36	186		78	943		120	120		162	67
37	38		79	<5		121	76		163	<5
38	82		80	156		122	60			
39	236		81	103		123	493			
40	416		82	526		124	246			
41	406		83	1,073		125	209			
42	403		84	1,232		126	228			

Energy Efficiency Jobs by County



E4TheFuture is dedicated to bringing clean, efficient energy home for every American and promotes energy solutions to advance climate protection and economic fairness. Visit www.E4TheFuture.org



E2 is a national, nonpartisan group of business leaders, investors and others who advocate for smart policies that are good for the environment and good for the economy. Visit www.e2.org



BW Research Partnership is a full-service, economic and workforce research consulting firm with offices in Carlsbad, California and Wrentham, Massachusetts. It is the nation's leading provider of accurate, comprehensive energy and clean energy research studies. Visit www.bwresearch.com

Data Source: Unless otherwise stated, all data are from the 2019 U.S. Energy and Employment Report, March 2019, by NASEO and EFI (see pages 9-13 for methodology details). This methodology -- adopted by the U.S. Dept. of Energy for its 2017 U.S. Energy and Employment Report, approved by the Office of Management and Budget and grounded on data collected by the Bureau of Labor Statistics -- provides the broadly accepted best accounting of all U.S. energy workers.

Montana

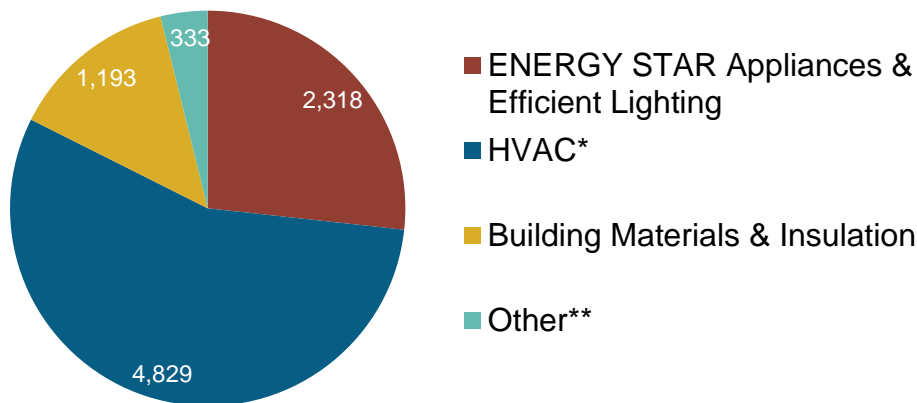
Energy Efficiency Jobs in America



What are EE Jobs?

Delivery of goods and services that lower energy use by improving technologies, appliances, buildings, and energy systems.

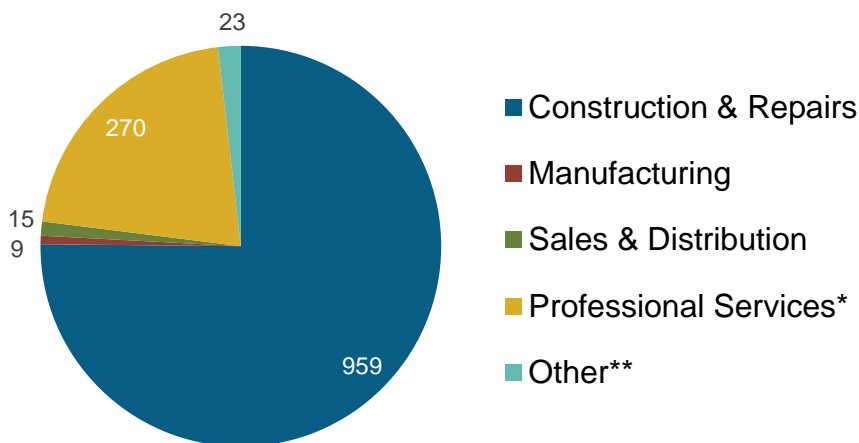
Jobs by Sector



*Heating, Ventilation, Air Conditioning of higher than standard efficiency/renewable heating & cooling

**Other such as energy audits, building certifications, and software services

Firms by Supply Chain



*Professional services includes finance/accounting, architecture, engineering, R&D, etc.

**Other such as maintenance, and business and nonprofit organizations

In Montana,
EE Jobs
Comprise:

21%
of All
Construction Jobs

28%
of All
Energy Sector Jobs

15%
of Montana residents
employed in EE are
Veterans

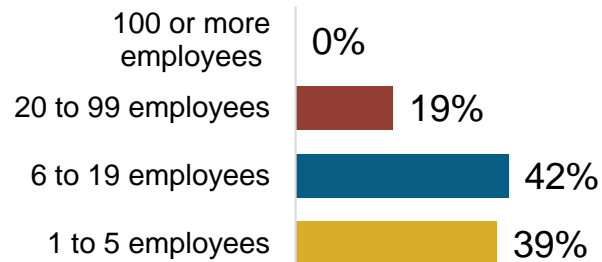
Presented by:



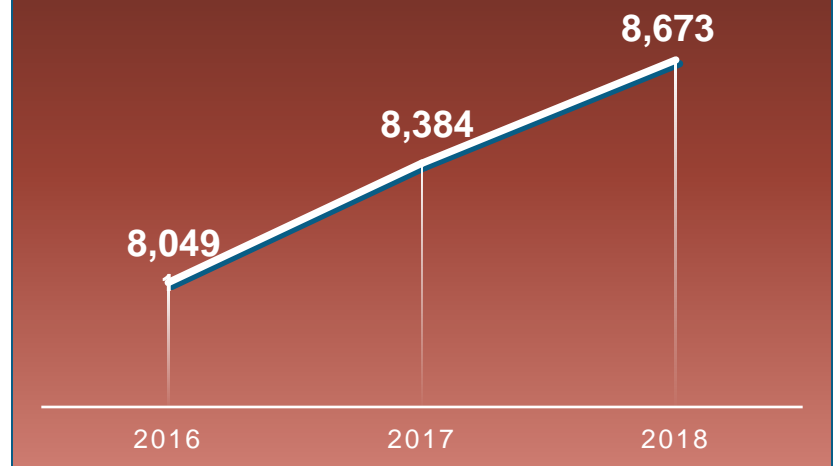
Good for the Economy.
Good for the Environment.

1,275 Energy Efficiency Businesses

Firm Size



WORKERS EMPLOYED



Where are EE Jobs?

Congressional		Metropolitan Areas	
District	Jobs	Area	Jobs
1	8,673	Billings	1,822
		Great Falls	524
		Missoula	1,025
		Rural	5,302

We manage a platform for sustainable housing professionals.

Chris Dorsi, Habitat X, Helena, MT

Energy efficiency: America's Job-creation powerhouse

Faces of EE JOBS

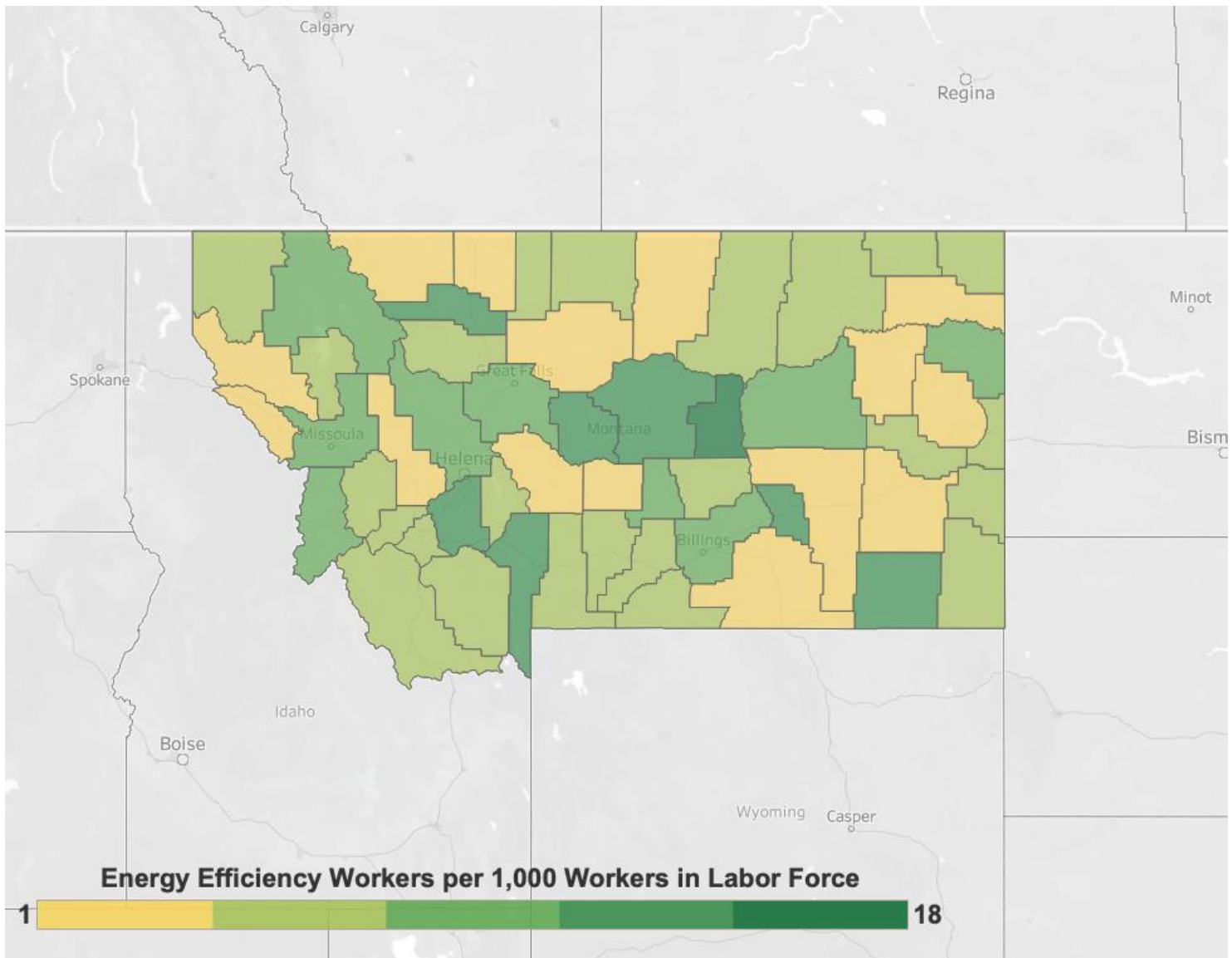
State Senate

District	Jobs		District	Jobs		District	Jobs		District	Jobs
1	168		16	137		31	288		46	224
2	894		17	58		32	95		47	<5
3	6		18	211		33	<5		48	34
4	<5		19	147		34	<5		49	<5
5	128		20	460		35	129		50	<5
6	89		21	792		36	432			
7	125		22	<5		37	<5			
8	115		23	560		38	505			
9	143		24	<5		39	56			
10	266		25	<5		40	39			
11	242		26	<5		41	<5			
12	<5		27	<5		42	<5			
13	<5		28	22		43	309			
14	186		29	168		44	34			
15	175		30	746		45	687			

State House of Representatives

District	Jobs		District	Jobs		District	Jobs		District	Jobs
1	84		26	<5		51	<5		76	<5
2	84		27	186		52	<5		77	34
3	236		28	<5		53	<5		78	23
4	656		29	124		54	<5		79	<5
5	<5		30	50		55	22		80	39
6	6		31	86		56	<5		81	<5
7	17		32	51		57	106		82	<5
8	<5		33	6		58	62		83	<5
9	<5		34	52		59	750		84	<5
10	128		35	152		60	<5		85	314
11	<5		36	58		61	288		86	<5
12	89		37	147		62	<5		87	<5
13	68		38	<5		63	<5		88	34
14	39		39	62		64	95		89	691
15	84		40	397		65	<5		90	<5
16	30		41	34		66	<5		91	<5
17	102		42	756		67	<5		92	225
18	40		43	<5		68	<5		93	<5
19	265		44	<5		69	11		94	<5
20	<5		45	<5		70	117		95	34
21	242		46	562		71	366		96	<5
22	<5		47	<5		72	67		97	<5
23	<5		48	<5		73	<5		98	<5
24	<5		49	<5		74	<5		99	<5
25	<5		50	<5		75	504		100	<5

Energy Efficiency Jobs by County



E4TheFuture is dedicated to bringing clean, efficient energy home for every American and promotes energy solutions to advance climate protection and economic fairness. Visit www.E4TheFuture.org



E2 is a national, nonpartisan group of business leaders, investors and others who advocate for smart policies that are good for the environment and good for the economy. Visit www.e2.org



BW Research Partnership is a full-service, economic and workforce research consulting firm with offices in Carlsbad, California and Wrentham, Massachusetts. It is the nation's leading provider of accurate, comprehensive energy and clean energy research studies. Visit www.bwresearch.com

Data Source: Unless otherwise stated, all data are from the 2019 U.S. Energy and Employment Report, March 2019, by NASEO and EFI (see pages 9-13 for methodology details). This methodology -- adopted by the U.S. Dept. of Energy for its 2017 U.S. Energy and Employment Report, approved by the Office of Management and Budget and grounded on data collected by the Bureau of Labor Statistics -- provides the broadly accepted best accounting of all U.S. energy workers.

Nebraska

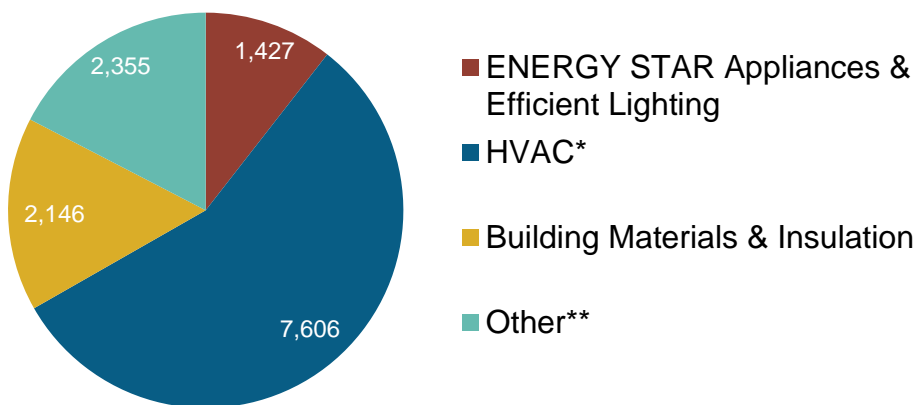
Energy Efficiency Jobs in America

13,533
Total Jobs

What are EE Jobs?

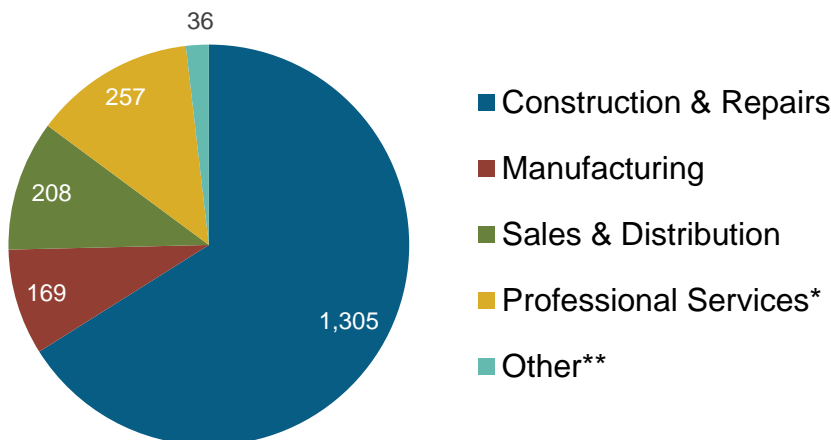
Delivery of goods and services that lower energy use by improving technologies, appliances, buildings, and energy systems.

Jobs by Sector



*Heating, Ventilation, Air Conditioning of higher than standard efficiency/renewable heating & cooling
**Other such as energy audits, building certifications, and software services

Firms by Supply Chain



*Professional services includes finance/accounting, architecture, engineering, R&D, etc.
**Other such as maintenance, and business and nonprofit organizations

In Nebraska,
EE Jobs
Comprise:

16%
of All
Construction Jobs

24%
of All
Energy Sector Jobs

7%
of Nebraska residents
employed in EE are
Veterans

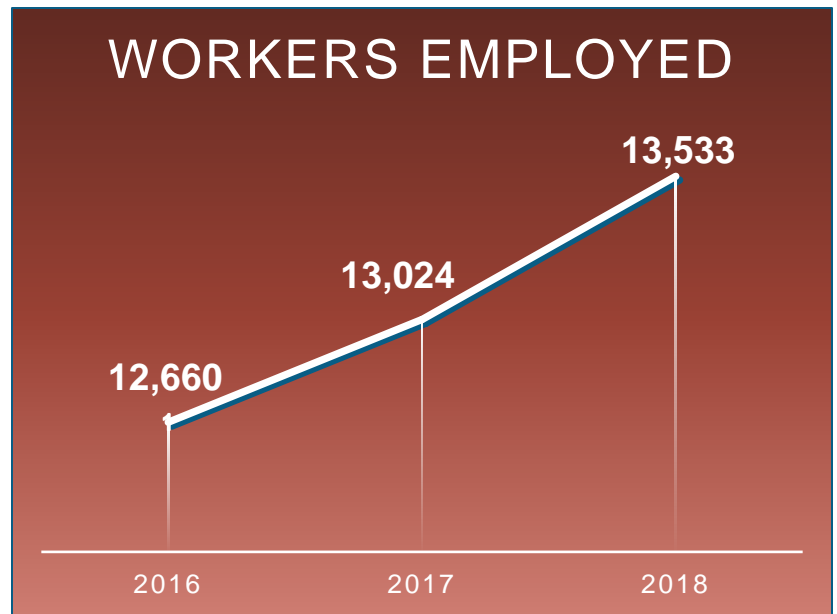
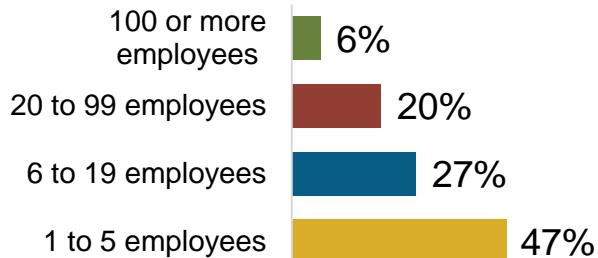
Presented by:



Good for the Economy.
Good for the Environment.

1,976 Energy Efficiency Businesses

Firm Size



Where are EE Jobs?

Congressional		Metropolitan Areas	
District	Jobs	Area	Jobs
1	4,644	Lincoln	2,294
2	4,514	Omaha-Council Bluffs	5,354
3	4,375	Sioux City	100
		Rural	5,784

I specialize in low energy building system solutions & building commissioning.

David Holtzclaw,
Transduction Technologies,
Omaha, NE

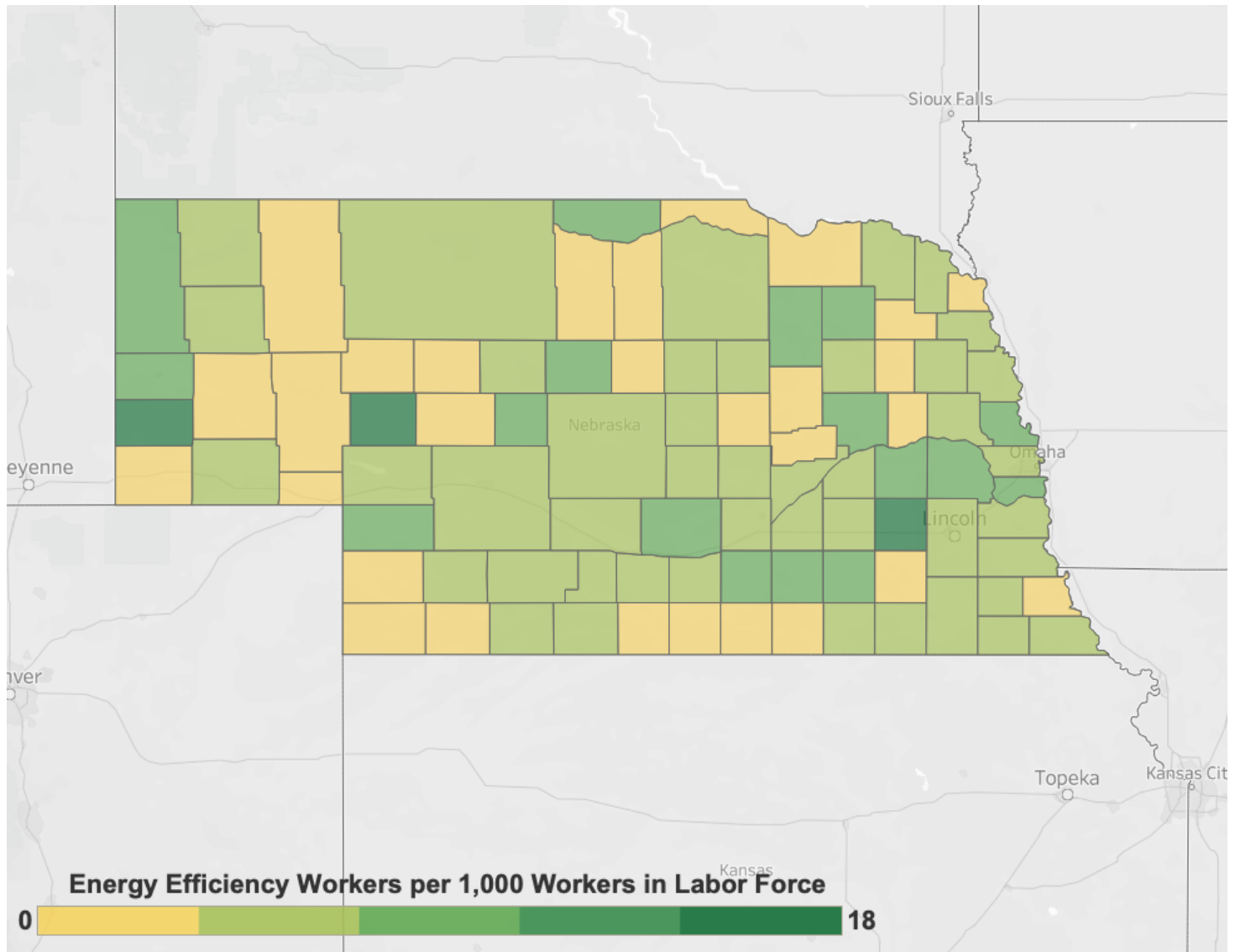
Energy efficiency:
America's
Job-creation
powerhouse

Faces of
**EE
JOBS**

State Senate

District	Jobs		District	Jobs		District	Jobs		District	Jobs
1	327		14	185		27	274		40	248
2	534		15	312		28	<5		41	271
3	109		16	315		29	23		42	269
4	1,312		17	196		30	263		43	275
5	673		18	<5		31	52		44	251
6	798		19	387		32	209		45	64
7	577		20	<5		33	327		46	<5
8	90		21	914		34	541		47	469
9	<5		22	317		35	<5		48	7
10	224		23	172		36	353		49	53
11	<5		24	317		37	358			
12	282		25	722		38	189			
13	88		26	136		39	49			

Energy Efficiency Jobs by County



E4TheFuture is dedicated to bringing clean, efficient energy home for every American and promotes energy solutions to advance climate protection and economic fairness. Visit www.E4TheFuture.org



E2 is a national, nonpartisan group of business leaders, investors and others who advocate for smart policies that are good for the environment and good for the economy. Visit www.e2.org



BW Research Partnership is a full-service, economic and workforce research consulting firm with offices in Carlsbad, California and Wrentham, Massachusetts. It is the nation's leading provider of accurate, comprehensive energy and clean energy research studies. Visit www.bwresearch.com

Data Source: Unless otherwise stated, all data are from the 2019 U.S. Energy and Employment Report, March 2019, by NASEO and EFI (see pages 9-13 for methodology details). This methodology -- adopted by the U.S. Dept. of Energy for its 2017 U.S. Energy and Employment Report, approved by the Office of Management and Budget and grounded on data collected by the Bureau of Labor Statistics -- provides the broadly accepted best accounting of all U.S. energy workers.

Nevada

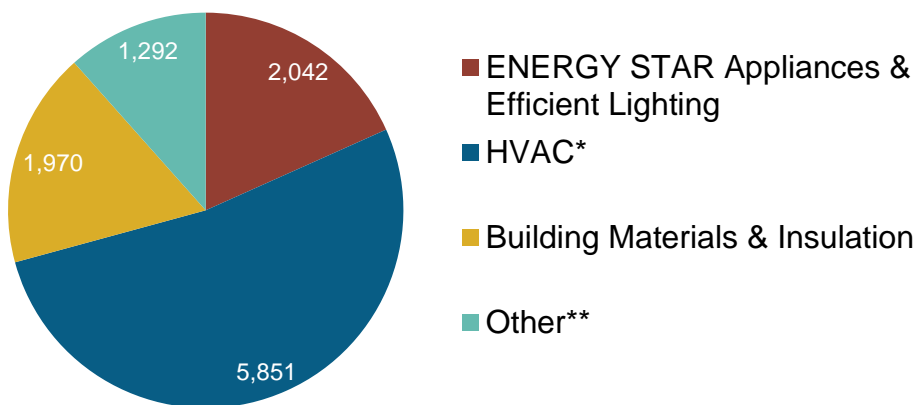
Energy Efficiency Jobs in America

11,155
Total Jobs

What are EE Jobs?

Delivery of goods and services that lower energy use by improving technologies, appliances, buildings, and energy systems.

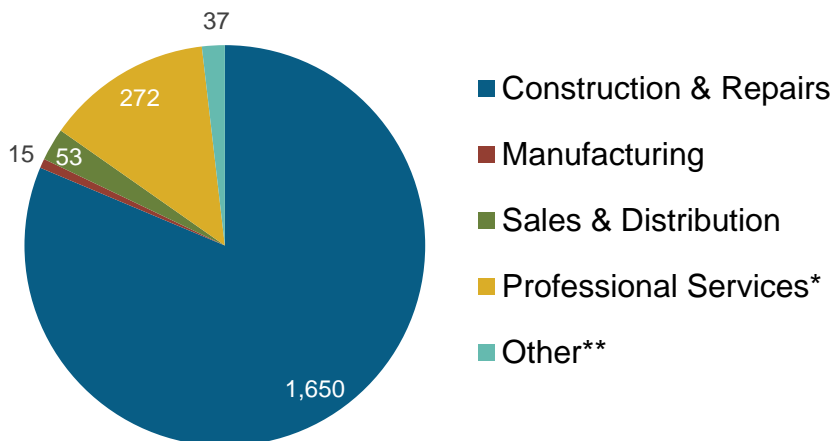
Jobs by Sector



*Heating, Ventilation, Air Conditioning of higher than standard efficiency/renewable heating & cooling

**Other such as energy audits, building certifications, and software services

Firms by Supply Chain



*Professional services includes finance/accounting, architecture, engineering, R&D, etc.

**Other such as maintenance, and business and nonprofit organizations

In Nevada,
EE Jobs
Comprise:

10%
of All
Construction Jobs

19%
of All
Energy Sector Jobs

8%
of Nevada residents
employed in EE are
Veterans

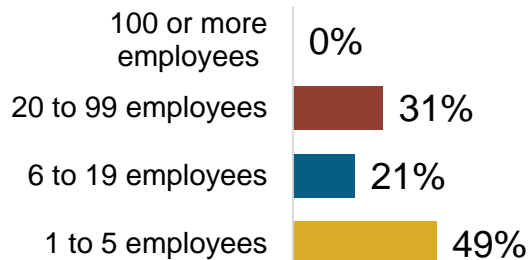
Presented by:



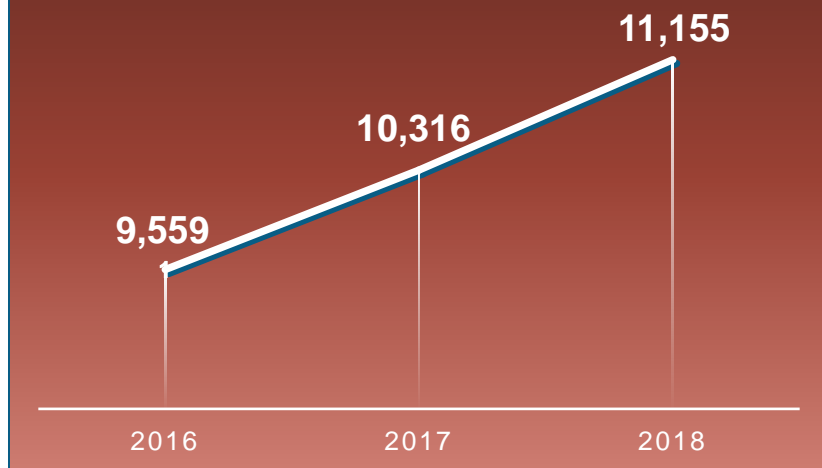
Good for the Economy.
Good for the Environment.

2,028 Energy Efficiency Businesses

Firm Size



WORKERS EMPLOYED



Where are EE Jobs?

Congressional		Metropolitan Areas	
District	Jobs	Area	Jobs
1	6,036	Carson City	281
2	2,958	Las Vegas-Paradise	6,374
3	1,422	Reno-Sparks	3,897
4	739	Rural	604

I am an energy auditor, I evaluate [the efficiency of] clients' homes.

Salvador Martinez,
Las Vegas Urban League,
Las Vegas, NV

Energy efficiency:
America's
Job-creation
powerhouse

Faces of
EE
JOBS

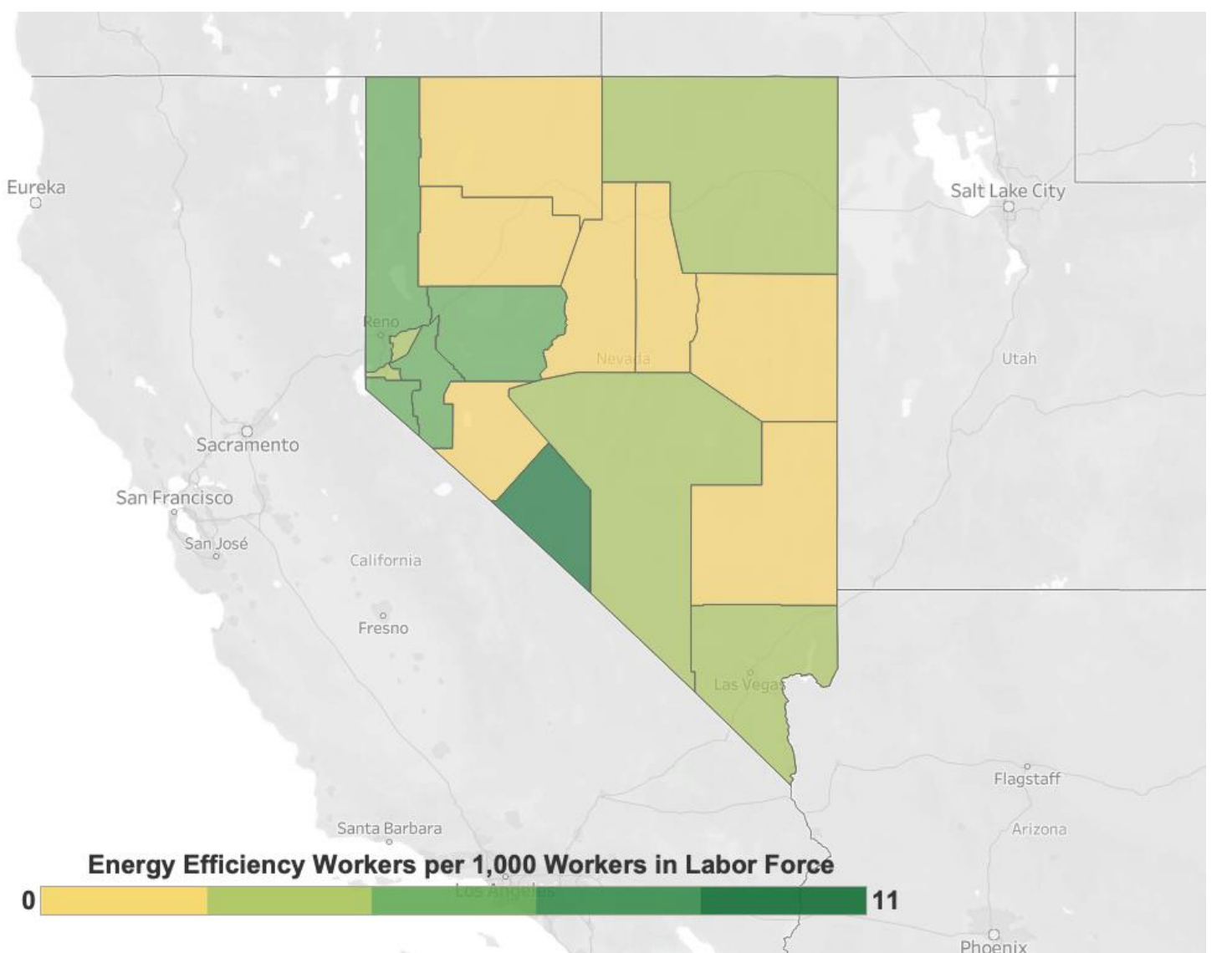
State Senate

District	Jobs		District	Jobs		District	Jobs		District	Jobs
1	725		7	473		13	1,466		19	278
2	954		8	495		14	195		20	55
3	1,591		9	436		15	193		21	14
4	<5		10	911		16	552			
5	1,273		11	47		17	418			
6	650		12	420		18	8			

State Assembly

District	Jobs		District	Jobs		District	Jobs		District	Jobs
1	233		13	<5		25	487		37	<5
2	588		14	<5		26	190		38	144
3	519		15	1,017		27	29		39	376
4	184		16	<5		28	<5		40	254
5	89		17	<5		29	<5		41	<5
6	747		18	451		30	326		42	<5
7	267		19	166		31	<5			
8	1,319		20	149		32	109			
9	174		21	225		33	227			
10	657		22	218		34	200			
11	248		23	63		35	43			
12	501		24	905		36	42			

Energy Efficiency Jobs by County



E4TheFuture is dedicated to bringing clean, efficient energy home for every American and promotes energy solutions to advance climate protection and economic fairness. Visit www.E4TheFuture.org



E2 is a national, nonpartisan group of business leaders, investors and others who advocate for smart policies that are good for the environment and good for the economy. Visit www.e2.org



BW Research Partnership is a full-service, economic and workforce research consulting firm with offices in Carlsbad, California and Wrentham, Massachusetts. It is the nation's leading provider of accurate, comprehensive energy and clean energy research studies. Visit www.bwresearch.com

Data Source: Unless otherwise stated, all data are from the 2019 U.S. Energy and Employment Report, March 2019, by NASEO and EFI (see pages 9-13 for methodology details). This methodology -- adopted by the U.S. Dept. of Energy for its 2017 U.S. Energy and Employment Report, approved by the Office of Management and Budget and grounded on data collected by the Bureau of Labor Statistics -- provides the broadly accepted best accounting of all U.S. energy workers.

New Hampshire

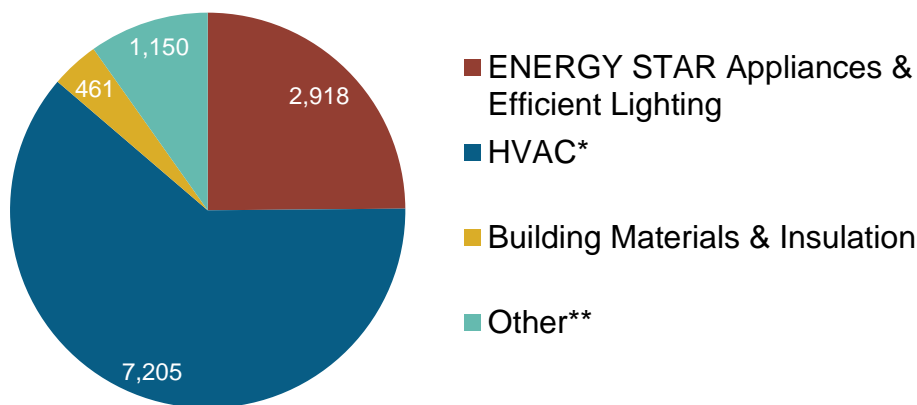
Energy Efficiency Jobs in America

11,733
Total Jobs

What are EE Jobs?

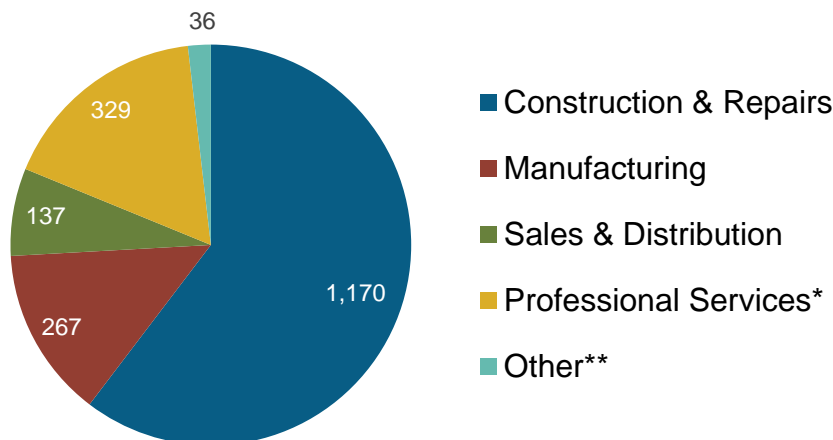
Delivery of goods and services that lower energy use by improving technologies, appliances, buildings, and energy systems.

Jobs by Sector



*Heating, Ventilation, Air Conditioning of higher than standard efficiency/renewable heating & cooling
**Other such as energy audits, building certifications, and software services

Firms by Supply Chain



*Professional services includes finance/accounting, architecture, engineering, R&D, etc.
**Other such as maintenance, and business and nonprofit organizations

In NH,
EE Jobs
Comprise:

25%
of All
Construction Jobs

38%
of All
Energy Sector Jobs

10%
of New Hampshire
residents employed in
EE are **Veterans**

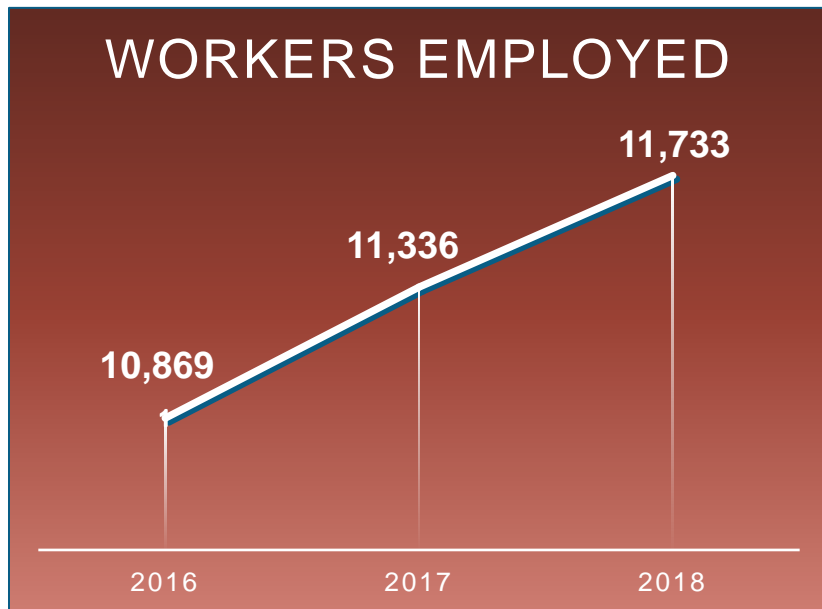
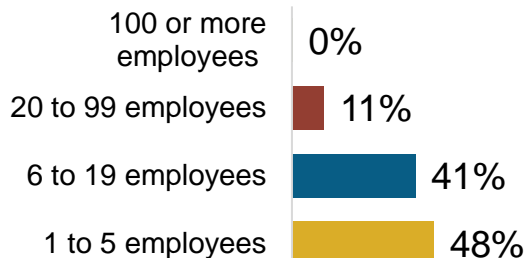
Presented by:



Good for the Economy.
Good for the Environment.

1,939 Energy Efficiency Businesses

Firm Size



Where are EE Jobs?

Congressional		Metropolitan Areas	
District	Jobs	Area	Jobs
1	6,306	Boston-Cambridge-Quincy	4,529
2	5,428	Manchester-Nashua	3,115
		Rural	4,089

I teach people how to apply efficient ventilation systems in their homes.

Chris Smith,
Zehnder America,
Danville, NH

Energy efficiency:
America's
Job-creation
powerhouse

Faces of
EE
JOBS

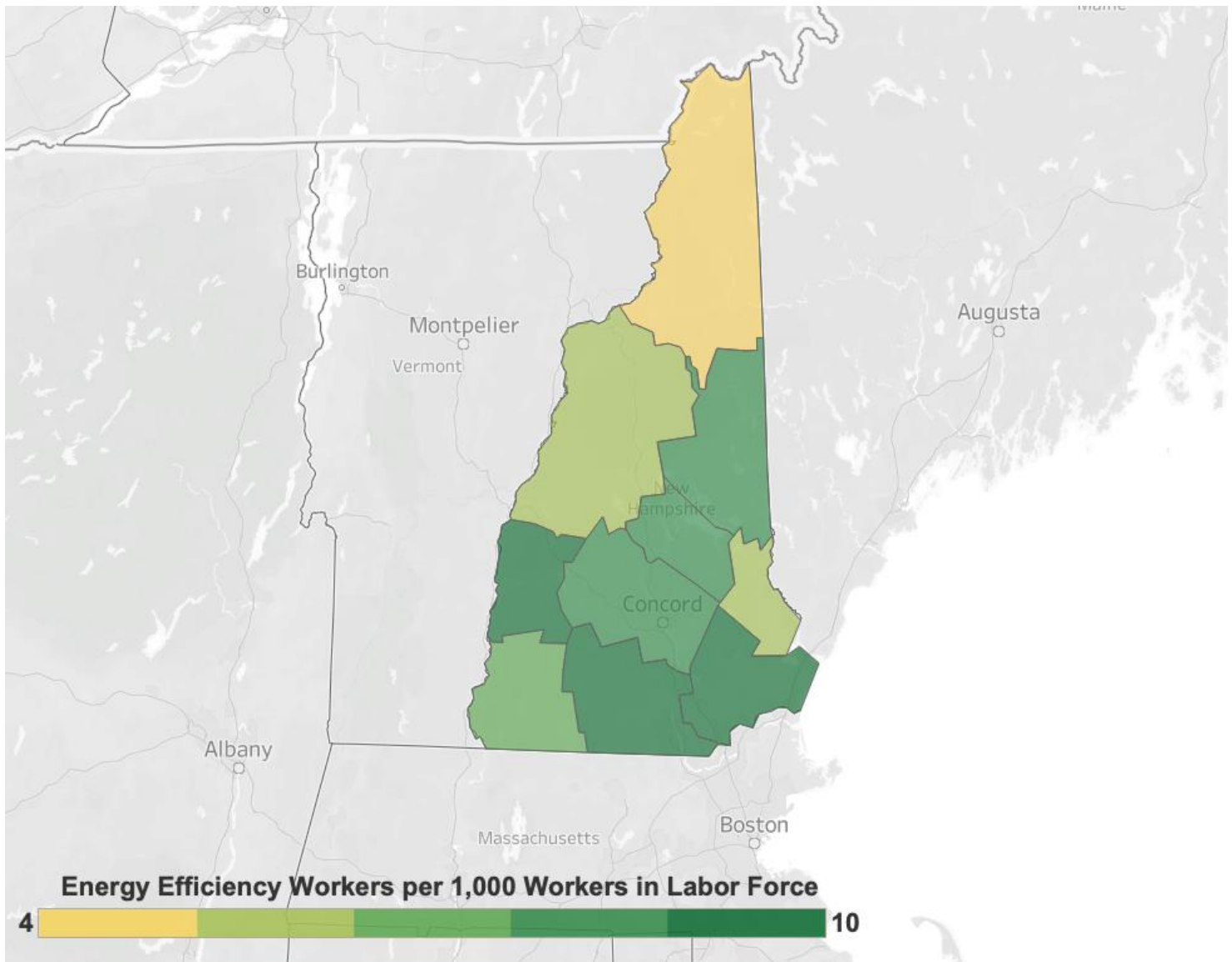
State Senate

District	Jobs		District	Jobs		District	Jobs		District	Jobs
1	453		7	583		13	302		19	253
2	549		8	531		14	1,085		20	326
3	585		9	572		15	618		21	583
4	452		10	363		16	562		22	549
5	384		11	562		17	405		23	420
6	287		12	611		18	155		24	540

State House of Representatives

District	Jobs		District	Jobs		District	Jobs		District	Jobs
1	121		405	35		602	9		722	72
2	277		406	108		604	120		723	419
4	87		408	76		605	<5		724	57
5	52		409	75		606	52		801	22
6	82		410	130		607	73		802	40
7	22		412	60		609	96		803	50
101	100		413	40		610	572		804	113
102	116		501	107		620	161		805	25
103	66		502	77		623	114		806	297
104	188		503	38		624	137		807	156
105	86		504	200		701	52		817	70
117	7		505	17		702	157		818	31
201	91		506	245		704	220		901	65
202	193		507	248		705	473		902	117
203	24		508	145		706	45		903	86
209	189		510	449		707	81		906	36
211	63		512	169		708	327		907	23
212	83		520	291		709	103			
301	55		521	396		710	276			
302	38		523	123		712	33			
303	49		525	12		713	55			
304	20		526	115		714	97			
305	15		528	161		715	39			
306	27		529	65		716	38			
401	95		530	300		717	19			
402	54		531	124		719	135			
403	39		537	120		720	123			
404	18		601	144		721	116			

Energy Efficiency Jobs by County



E4TheFuture is dedicated to bringing clean, efficient energy home for every American and promotes energy solutions to advance climate protection and economic fairness. Visit www.E4TheFuture.org



E2 is a national, nonpartisan group of business leaders, investors and others who advocate for smart policies that are good for the environment and good for the economy. Visit www.e2.org



BW Research Partnership is a full-service, economic and workforce research consulting firm with offices in Carlsbad, California and Wrentham, Massachusetts. It is the nation's leading provider of accurate, comprehensive energy and clean energy research studies. Visit www.bwresearch.com

Data Source: Unless otherwise stated, all data are from the 2019 U.S. Energy and Employment Report, March 2019, by NASEO and EFI (see pages 9-13 for methodology details). This methodology -- adopted by the U.S. Dept. of Energy for its 2017 U.S. Energy and Employment Report, approved by the Office of Management and Budget and grounded on data collected by the Bureau of Labor Statistics -- provides the broadly accepted best accounting of all U.S. energy workers.

New Jersey

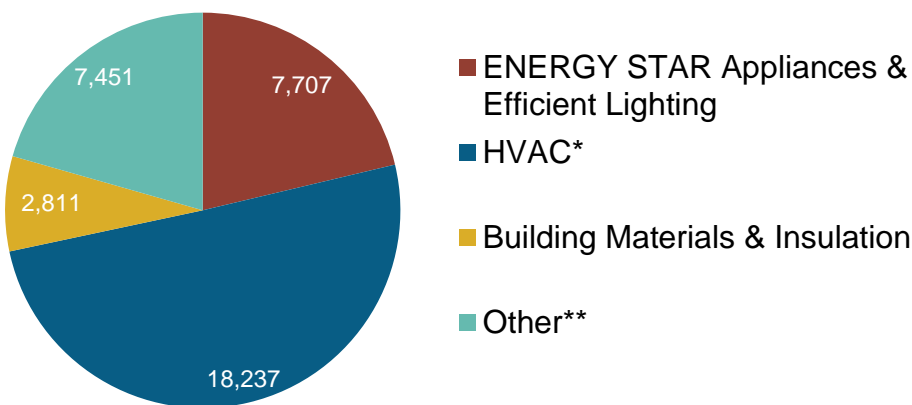
Energy Efficiency Jobs in America

36,206
Total Jobs

What are EE Jobs?

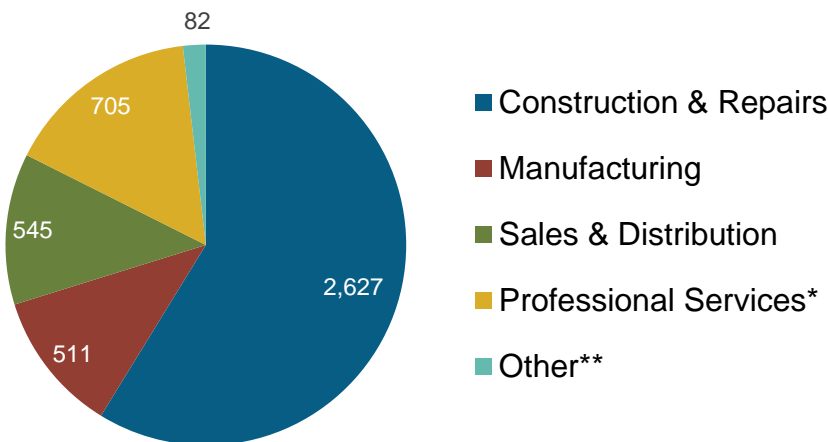
Delivery of goods and services that lower energy use by improving technologies, appliances, buildings, and energy systems.

Jobs by Sector



*Heating, Ventilation, Air Conditioning of higher than standard efficiency/renewable heating & cooling
**Other such as energy audits, building certifications, and software services

Firms by Supply Chain



*Professional services includes finance/accounting, architecture, engineering, R&D, etc.
**Other such as maintenance, and business and nonprofit organizations

In New Jersey,
EE Jobs
Comprise:

13%
of All
Construction Jobs

25%
of All
Energy Sector Jobs

5%
of New Jersey
residents employed in
EE are **Veterans**

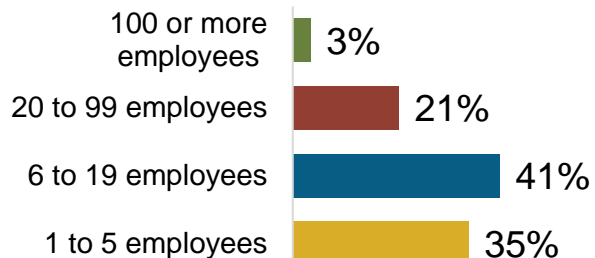
Presented by:



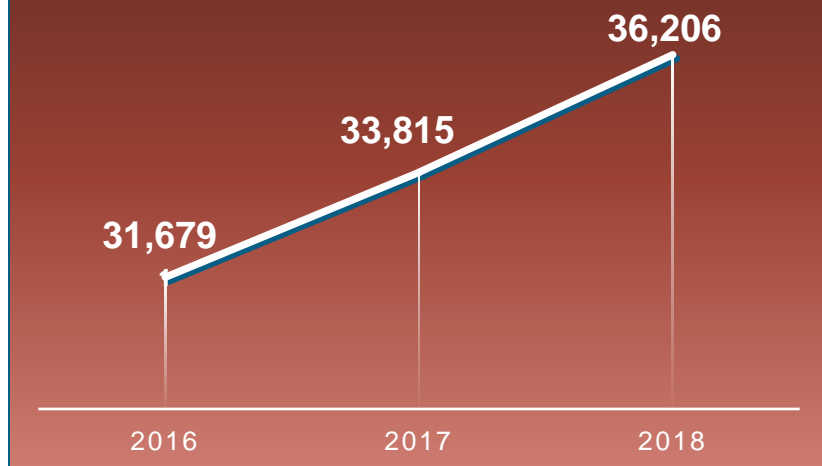
Good for the Economy.
Good for the Environment.

4,470 Energy Efficiency Businesses

Firm Size



WORKERS EMPLOYED



Where are EE Jobs?

Congressional		Metropolitan Areas	
District	Jobs	Area	Jobs
1	2,734	Allentown-Bethlehem-Easton	556
2	2,424	Atlantic City	883
3	3,436	New York-Northern New Jersey-Long Island	27,209
4	3,787	Ocean City	495
5	4,260	Philadelphia-Camden-Wilmington	5,013
6	2,235	Trenton-Ewing	1,677
7	5,265	Vineland-Millville-Bridgeton	374
8	2,671		
9	3,040		
10	985		
11	3,301		
12	2,067		

I work on energy reduction and optimization in both new and existing buildings.

Paula Zimin,
Steven Winter Associates, Inc.,
Morristown, NJ

Energy efficiency:
America's
Job-creation
powerhouse



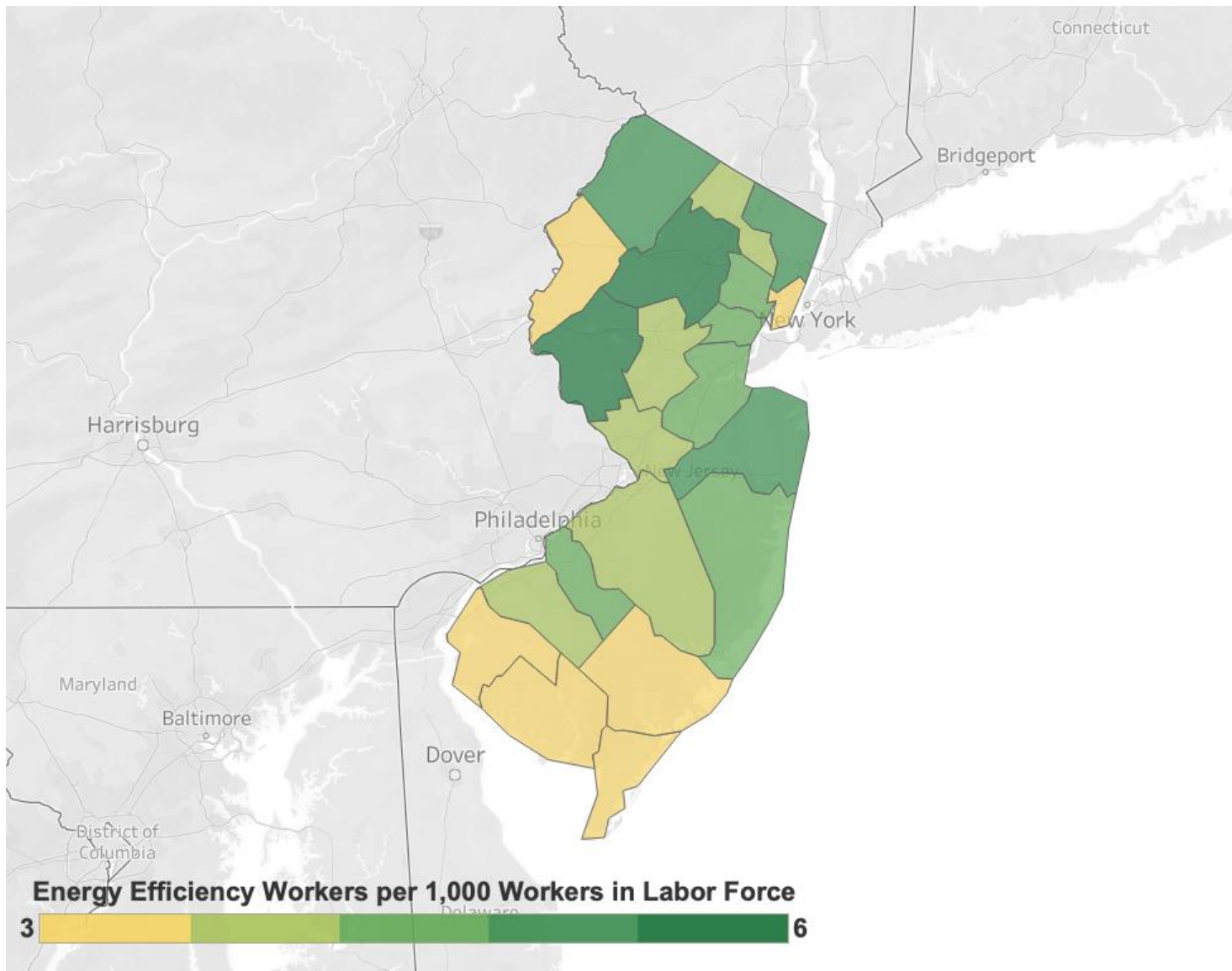
State Senate

District	Jobs		District	Jobs		District	Jobs		District	Jobs
1	1,021		11	1,572		21	1,468		31	670
2	945		12	1,127		22	758		32	573
3	665		13	685		23	833		33	342
4	522		14	1,102		24	982		34	665
5	799		15	926		25	1,496		35	899
6	724		16	1,568		26	1,317		36	668
7	988		17	741		27	906		37	1,391
8	763		18	596		28	609		38	992
9	1,058		19	530		29	715		39	1,351
10	1,063		20	598		30	593		40	982

State General Assembly

District	Jobs		District	Jobs		District	Jobs		District	Jobs
1	993		11	1,936		21	1,420		31	638
2	1,015		12	1,108		22	723		32	559
3	639		13	656		23	833		33	344
4	550		14	1,105		24	1,010		34	634
5	793		15	951		25	1,430		35	874
6	701		16	1,503		26	1,341		36	671
7	1,036		17	840		27	872		37	1,401
8	779		18	567		28	582		38	1,000
9	1,016		19	498		29	685		39	1,292
10	1,118		20	569		30	584		40	937

Energy Efficiency Jobs by County



E4TheFuture is dedicated to bringing clean, efficient energy home for every American and promotes energy solutions to advance climate protection and economic fairness. Visit www.E4TheFuture.org



E2 is a national, nonpartisan group of business leaders, investors and others who advocate for smart policies that are good for the environment and good for the economy. Visit www.e2.org



BW Research Partnership is a full-service, economic and workforce research consulting firm with offices in Carlsbad, California and Wrentham, Massachusetts. It is the nation's leading provider of accurate, comprehensive energy and clean energy research studies. Visit www.bwresearch.com

Data Source: Unless otherwise stated, all data are from the 2019 U.S. Energy and Employment Report, March 2019, by NASEO and EFI (see pages 9-13 for methodology details). This methodology -- adopted by the U.S. Dept. of Energy for its 2017 U.S. Energy and Employment Report, approved by the Office of Management and Budget and grounded on data collected by the Bureau of Labor Statistics -- provides the broadly accepted best accounting of all U.S. energy workers.

New Mexico

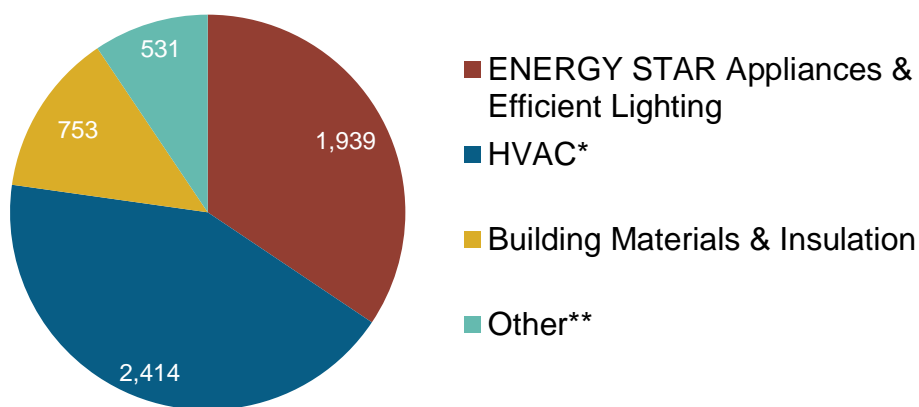
Energy Efficiency Jobs in America

5,636
Total Jobs

What are EE Jobs?

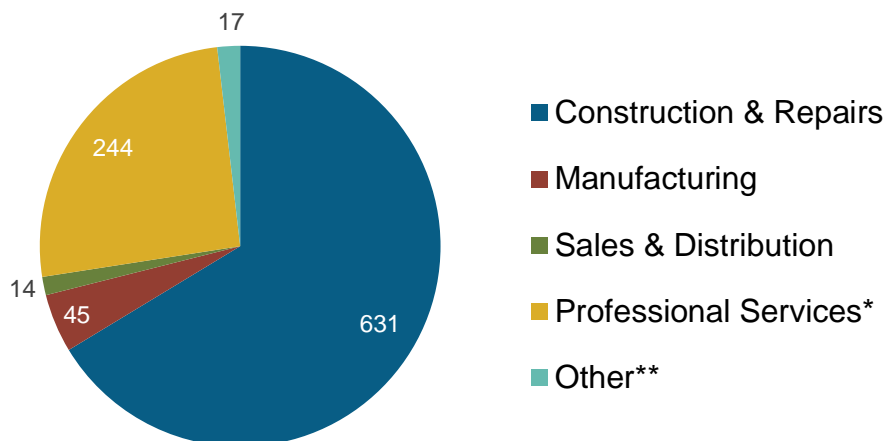
Delivery of goods and services that lower energy use by improving technologies, appliances, buildings, and energy systems.

Jobs by Sector



*Heating, Ventilation, Air Conditioning of higher than standard efficiency/renewable heating & cooling
**Other such as energy audits, building certifications, and software services

Firms by Supply Chain



*Professional services includes finance/accounting, architecture, engineering, R&D, etc.
**Other such as maintenance, and business and nonprofit organizations

In New Mexico,
EE Jobs
Comprise:

8%
of All
Construction Jobs

11%
of All
Energy Sector Jobs

12%
of New Mexico
residents employed in
EE are **Veterans**

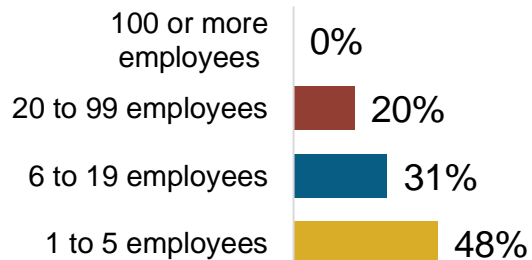
Presented by:



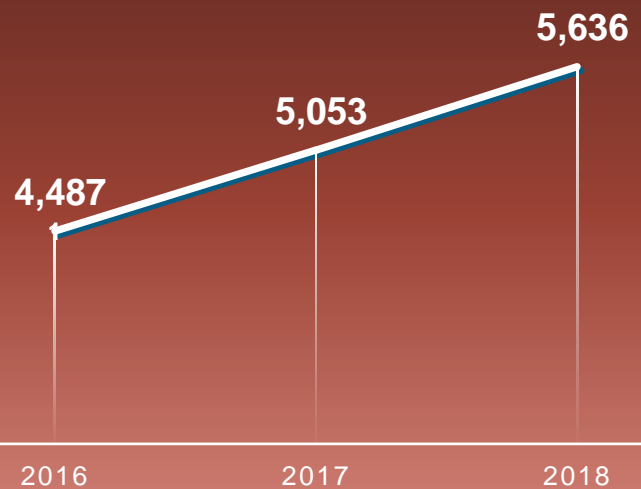
Good for the Economy.
Good for the Environment.

951 Energy Efficiency Businesses

Firm Size



WORKERS EMPLOYED



Where are EE Jobs?

Congressional		Metropolitan Areas	
District	Jobs	Area	Jobs
1	2,839	Albuquerque	3,002
2	1,180	Farmington	331
3	1,618	Las Cruces	301
		Santa Fe	744
		Rural	1,258

[I work on] multifamily rehab projects.

Robert Foley,
International Center for Appropriate
and Sustainable Technology,
Fruitland, NM

Energy efficiency:
America's
Job-creation
powerhouse

Faces of
EE
JOBS

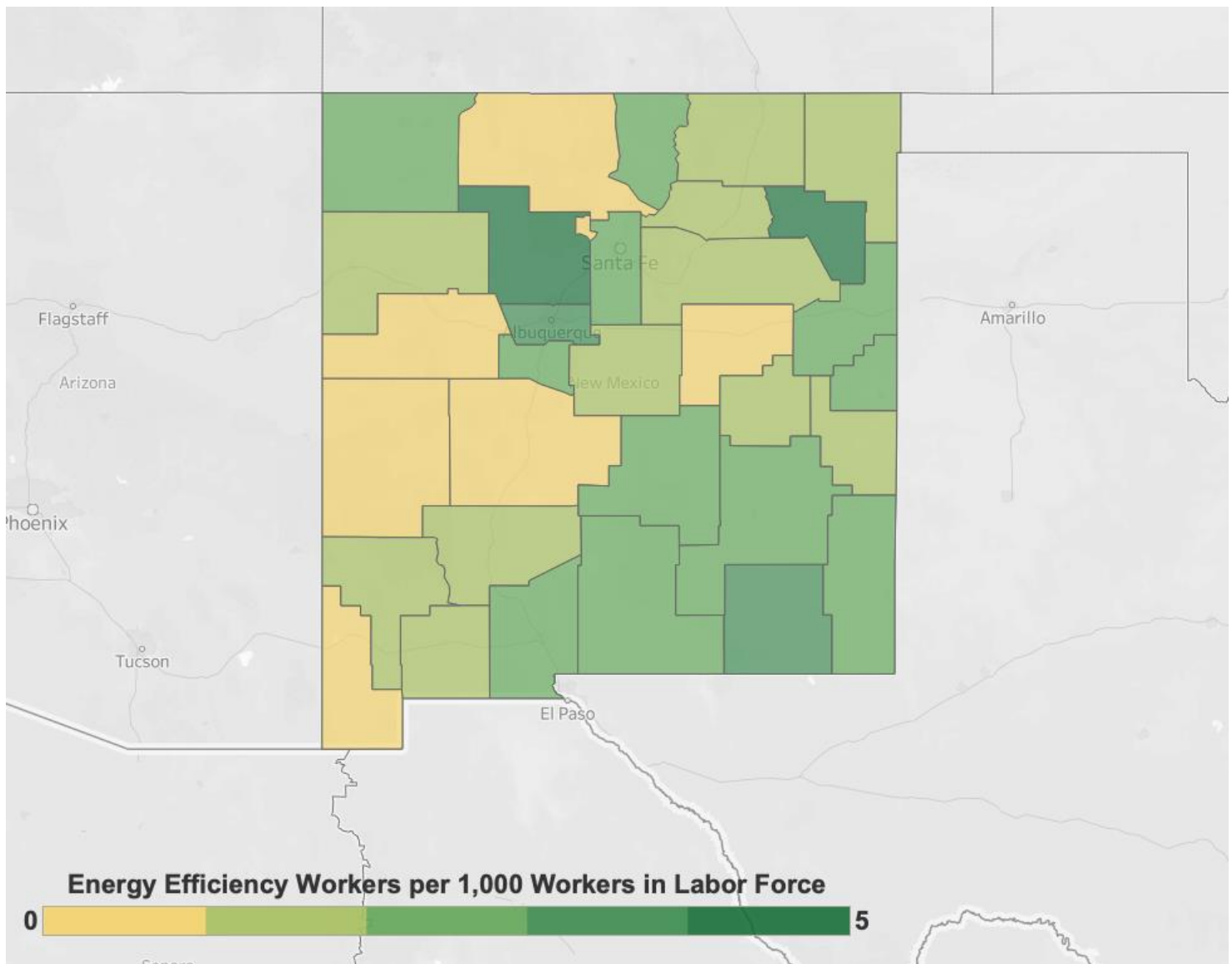
State Senate

District	Jobs		District	Jobs		District	Jobs		District	Jobs
1	287		12	822		23	<5		34	111
2	58		13	594		24	687		35	87
3	62		14	<5		25	7		36	19
4	51		15	314		26	<5		37	<5
5	83		16	148		27	205		38	<5
6	126		17	<5		28	88		39	12
7	113		18	<5		29	85		40	<5
8	90		19	68		30	<5		41	167
9	348		20	41		31	242		42	14
10	345		21	<5		32	58			
11	143		22	10		33	152			

State House of Representatives

District	Jobs		District	Jobs		District	Jobs		District	Jobs
1	275		19	<5		37	<5		55	8
2	37		20	155		38	26		56	45
3	<5		21	<5		39	<5		57	<5
4	16		22	77		40	127		58	90
5	74		23	149		41	91		59	22
6	35		24	169		42	9		60	<5
7	81		25	<5		43	293		61	189
8	<5		26	<5		44	33		62	5
9	<5		27	41		45	298		63	112
10	875		28	<5		46	162		64	<5
11	285		29	<5		47	<5		65	<5
12	<5		30	<5		48	<5		66	11
13	<5		31	<5		49	28		67	35
14	<5		32	68		50	20		68	<5
15	857		33	245		51	93		69	<5
16	<5		34	26		52	<5		70	<5
17	<5		35	16		53	14			
18	234		36	8		54	188			

Energy Efficiency Jobs by County



E4TheFuture is dedicated to bringing clean, efficient energy home for every American and promotes energy solutions to advance climate protection and economic fairness. Visit www.E4TheFuture.org



E2 is a national, nonpartisan group of business leaders, investors and others who advocate for smart policies that are good for the environment and good for the economy. Visit www.e2.org



BW Research Partnership is a full-service, economic and workforce research consulting firm with offices in Carlsbad, California and Wrentham, Massachusetts. It is the nation's leading provider of accurate, comprehensive energy and clean energy research studies. Visit www.bwresearch.com

Data Source: Unless otherwise stated, all data are from the 2019 U.S. Energy and Employment Report, March 2019, by NASEO and EFI (see pages 9-13 for methodology details). This methodology -- adopted by the U.S. Dept. of Energy for its 2017 U.S. Energy and Employment Report, approved by the Office of Management and Budget and grounded on data collected by the Bureau of Labor Statistics -- provides the broadly accepted best accounting of all U.S. energy workers.

New York

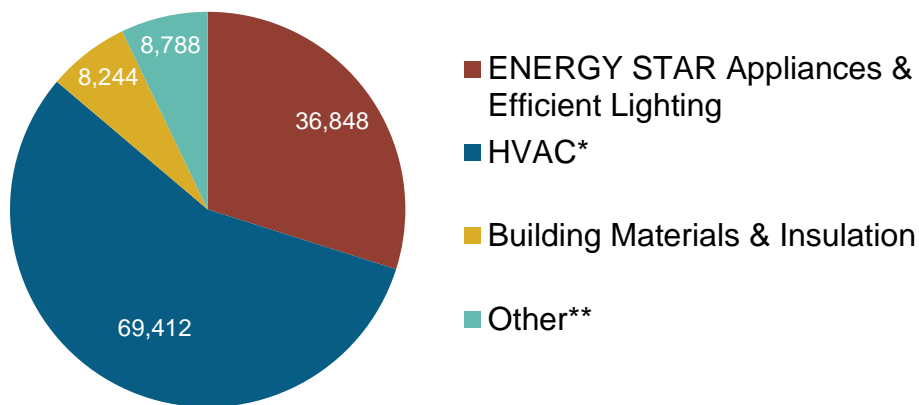
Energy Efficiency Jobs in America

123,292
Total Jobs

What are EE Jobs?

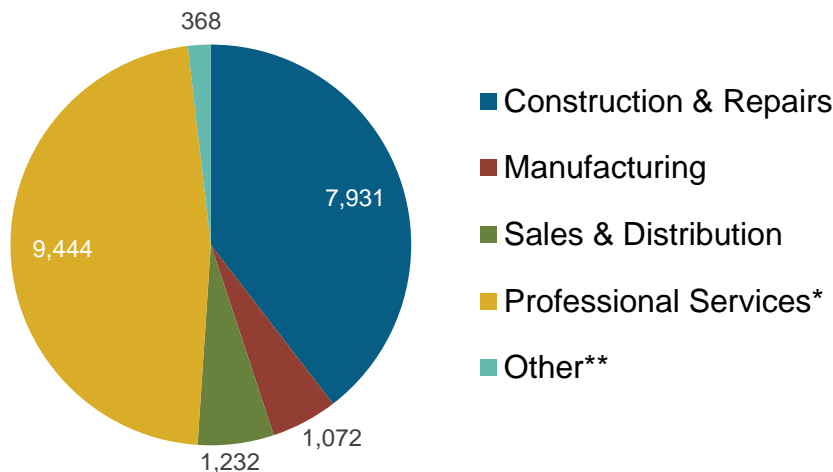
Delivery of goods and services that lower energy use by improving technologies, appliances, buildings, and energy systems.

Jobs by Sector



*Heating, Ventilation, Air Conditioning of higher than standard efficiency/renewable heating & cooling
**Other such as energy audits, building certifications, and software services

Firms by Supply Chain



*Professional services includes finance/accounting, architecture, engineering, R&D, etc.
**Other such as maintenance, and business and nonprofit organizations

In New York,
EE Jobs
Comprise:

12%
of All
Construction Jobs

36%
of All
Energy Sector Jobs

11%
of New York residents
employed in EE are
Veterans

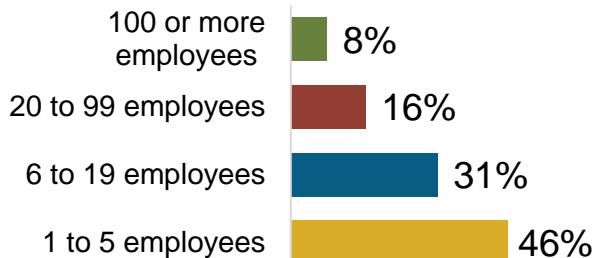
Presented by:



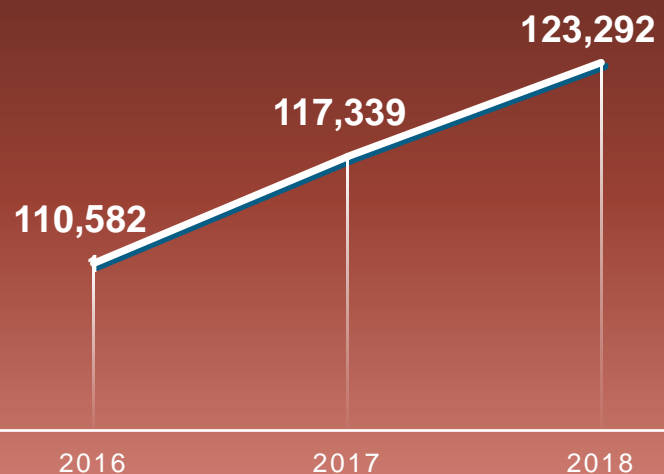
Good for the Economy.
Good for the Environment.

20,047 Energy Efficiency Businesses

Firm Size



WORKERS EMPLOYED



Where are EE Jobs?

Congressional		Metropolitan Areas	
District	Jobs	Area	Jobs
1	8,428	Albany-Schenectady-Troy	6,361
2	4,385	Binghamton	1,352
3	7,088	Buffalo-Niagara Falls	7,029
4	5,487	Elmira	470
5	1,663	Glens Falls	1,202
6	2,867	Ithaca	721
7	7,765	Kingston	1,278
8	1,991	New York-Northern New Jersey-Long Island	79,985
9	896	Poughkeepsie-Newburgh-Middletown	4,488
10	10,248	Rochester	6,691
11	2,315	Syracuse	4,328
12	10,693	Utica-Rome	1,529
13	833	Rural	7,858
14	1,647		
15	1,315		
16	3,480		
17	6,875		
18	5,317		
19	5,059		
20	5,426		
21	3,880		
22	3,829		
23	4,283		
24	4,997		
25	4,453		
26	5,261		
27	2,809		



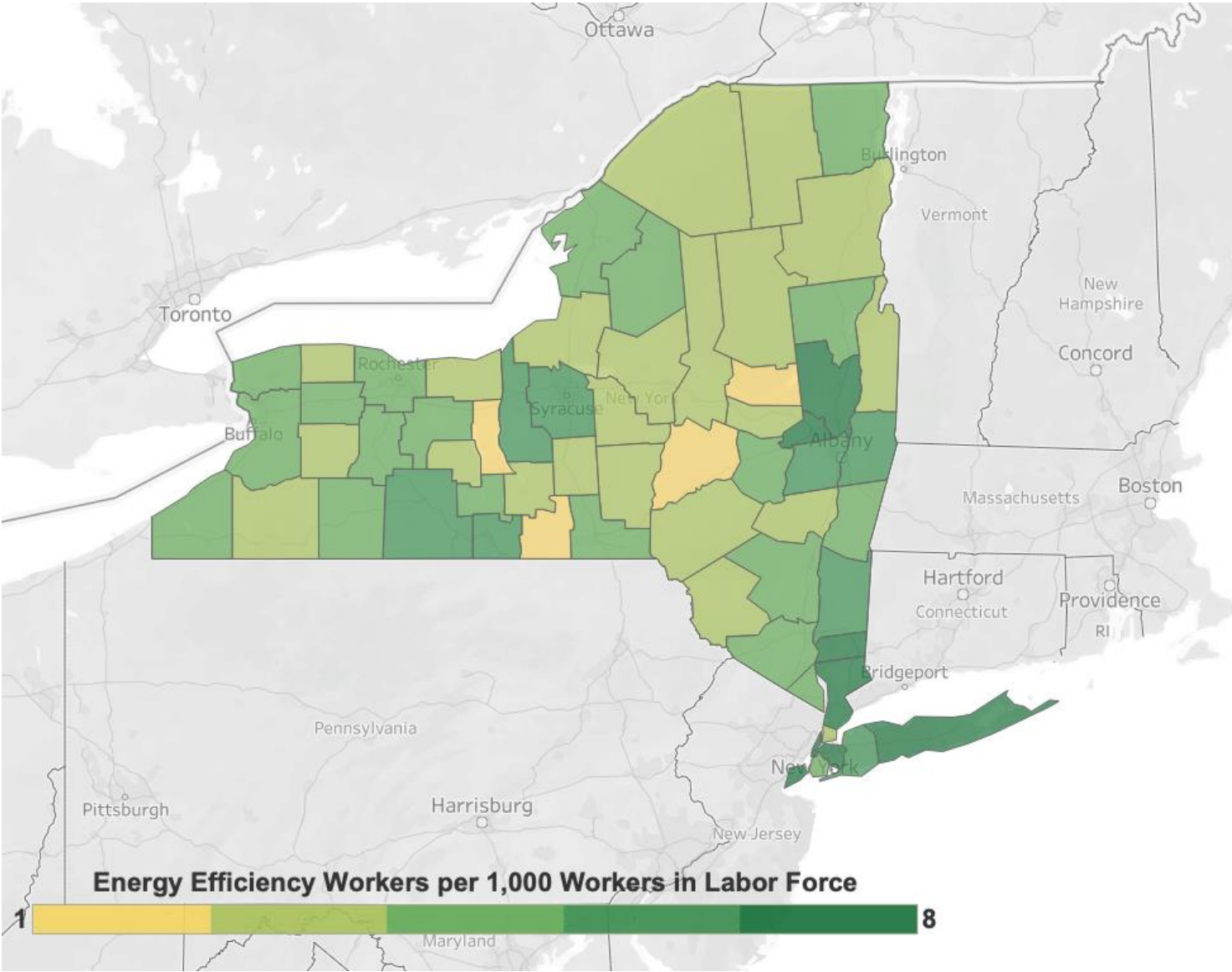
State Senate

District	Jobs		District	Jobs		District	Jobs		District	Jobs
1	3,585		18	1,864		35	4,047		52	1,449
2	5,288		19	382		36	262		53	400
3	2,717		20	1,182		37	2,298		54	1,983
4	899		21	<5		38	2,433		55	1,942
5	2,832		22	403		39	2,256		56	2,490
6	4,721		23	1,323		40	2,233		57	1,815
7	2,165		24	794		41	1,901		58	1,033
8	1,115		25	849		42	1,986		59	2,971
9	1,029		26	6,416		43	3,140		60	2,387
10	1,334		27	14,347		44	2,716		61	1,057
11	2,009		28	1,128		45	2,186		62	1,189
12	2,586		29	1,129		46	1,561		63	221
13	711		30	564		47	1,976			
14	382		31	332		48	809			
15	325		32	1,135		49	794			
16	187		33	165		50	3,800			
17	3,269		34	1,040		51	1,749			

State Assembly

District	Jobs		District	Jobs		District	Jobs		District	Jobs
1	2,097		39	<5		77	581		115	897
2	847		40	<5		78	612		116	655
3	944		41	1,572		79	190		117	627
4	688		42	377		80	304		118	294
5	1,478		43	334		81	270		119	141
6	1,517		44	760		82	156		120	675
7	1,117		45	521		83	<5		121	534
8	1,039		46	399		84	564		122	1,314
9	1,693		47	<5		85	127		123	220
10	2,239		48	<5		86	<5		124	706
11	136		49	212		87	<5		125	917
12	48		50	1,052		88	2,212		126	886
13	2,965		51	445		89	838		127	1,095
14	1,046		52	1,094		90	395		128	1,566
15	438		53	326		91	1,465		129	110
16	2,357		54	467		92	1,821		130	1,267
17	151		55	104		93	1,327		131	1,231
18	1,767		56	<5		94	923		132	592
19	251		57	<5		95	346		133	1,061
20	1,005		58	250		96	2,178		134	1,258
21	571		59	<5		97	258		135	220
22	97		60	24		98	1,199		136	619
23	580		61	1,261		99	1,143		137	1,096
24	921		62	776		100	547		138	47
25	781		63	8		101	1,507		139	508
26	526		64	<5		102	1,196		140	908
27	1,139		65	5,975		103	1,200		141	1,868
28	537		66	933		104	707		142	1,008
29	445		67	3,104		105	684		143	1,420
30	1,771		68	482		106	388		144	653
31	40		69	8		107	1,274		145	488
32	<5		70	114		108	1,367		146	227
33	64		71	195		109	978		147	618
34	210		72	80		110	738		148	567
35	<5		73	7,389		111	382		149	113
36	344		74	716		112	1,653		150	778
37	16		75	4,001		113	851			
38	79		76	32		114	772			

Energy Efficiency Jobs by County



E4TheFuture is dedicated to bringing clean, efficient energy home for every American and promotes energy solutions to advance climate protection and economic fairness. Visit www.E4TheFuture.org



E2 is a national, nonpartisan group of business leaders, investors and others who advocate for smart policies that are good for the environment and good for the economy. Visit www.e2.org



BW Research Partnership is a full-service, economic and workforce research consulting firm with offices in Carlsbad, California and Wrentham, Massachusetts. It is the nation's leading provider of accurate, comprehensive energy and clean energy research studies. Visit www.bwresearch.com

Data Source: Unless otherwise stated, all data are from the 2019 U.S. Energy and Employment Report, March 2019, by NASEO and EFI (see pages 9-13 for methodology details). This methodology -- adopted by the U.S. Dept. of Energy for its 2017 U.S. Energy and Employment Report, approved by the Office of Management and Budget and grounded on data collected by the Bureau of Labor Statistics -- provides the broadly accepted best accounting of all U.S. energy workers.

North Carolina

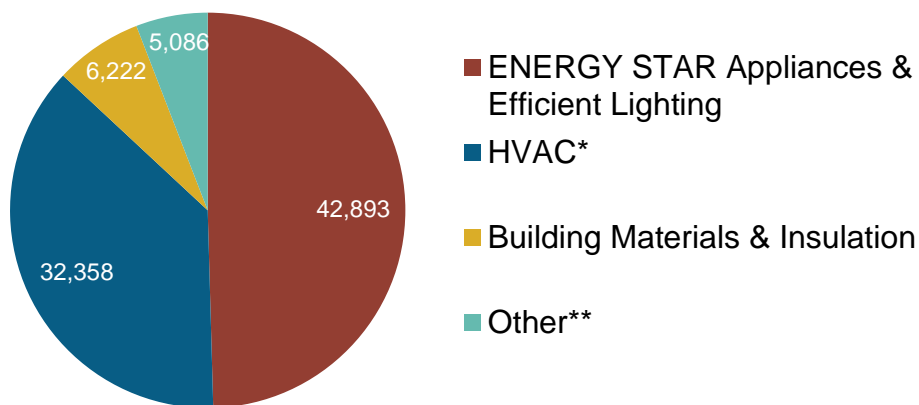
Energy Efficiency Jobs in America

86,559
Total Jobs

What are EE Jobs?

Delivery of goods and services that lower energy use by improving technologies, appliances, buildings, and energy systems.

Jobs by Sector



*Heating, Ventilation, Air Conditioning of higher than standard efficiency/renewable heating & cooling
**Other such as energy audits, building certifications, and software services

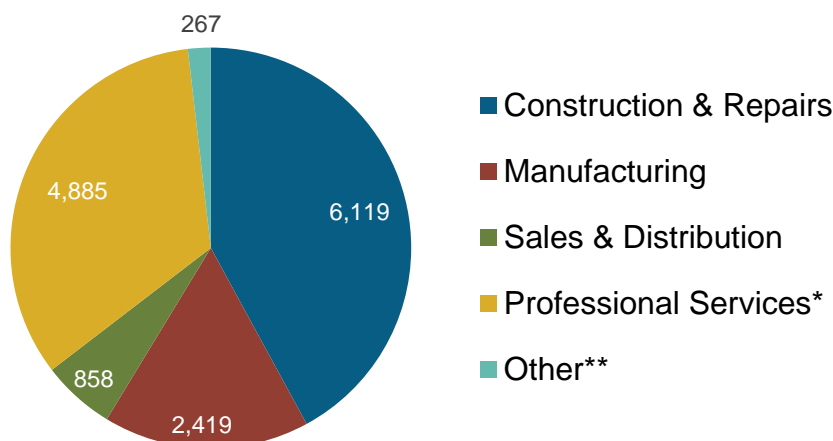
**In North Carolina,
EE Jobs
Comprise:**

16%
of All
Construction Jobs

41%
of All
Energy Sector Jobs

11%
of North Carolina
residents employed in
EE are **Veterans**

Firms by Supply Chain



*Professional services includes finance/accounting, architecture, engineering, R&D, etc.
**Other such as maintenance, and business and nonprofit organizations

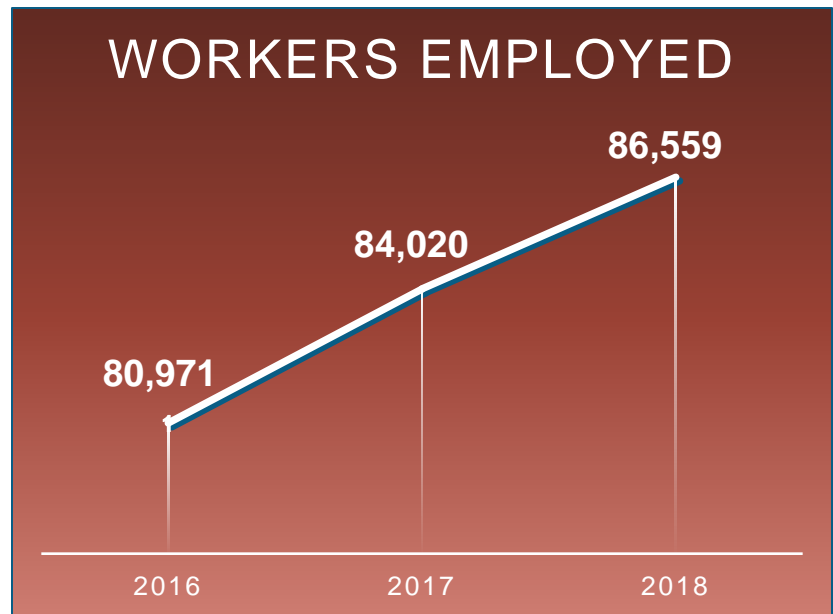
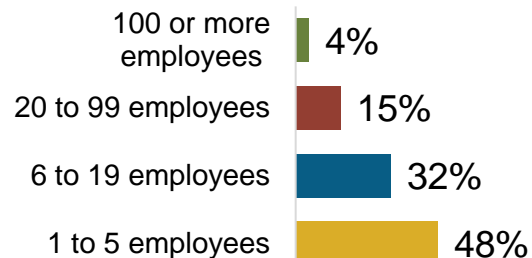
Presented by:



Good for the Economy.
Good for the Environment.

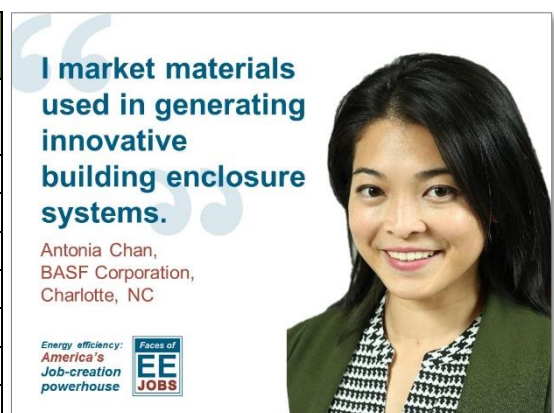
14,548 Energy Efficiency Businesses

Firm Size



Where are EE Jobs?

Congressional		Metropolitan Areas	
District	Jobs	Area	Jobs
1	9,736	Asheville	5,205
2	10,002	Burlington	1,214
3	6,332	Charlotte-Gastonia-Concord	17,031
4	8,709	Durham	4,656
5	9,834	Fayetteville	2,218
6	5,382	Goldsboro	668
7	4,634	Greensboro-High Point	6,425
8	6,051	Greenville	1,315
9	11,634	Hickory-Lenoir-Morganton	2,744
10	7,777	Jacksonville	936
11	4,593	Raleigh-Cary	12,541
12	510	Rocky Mount	1,136
13	1,366	Virginia Beach-Norfolk-Newport News	611
		Wilmington	4,214
		Winston-Salem	3,641
		Rural	22,006



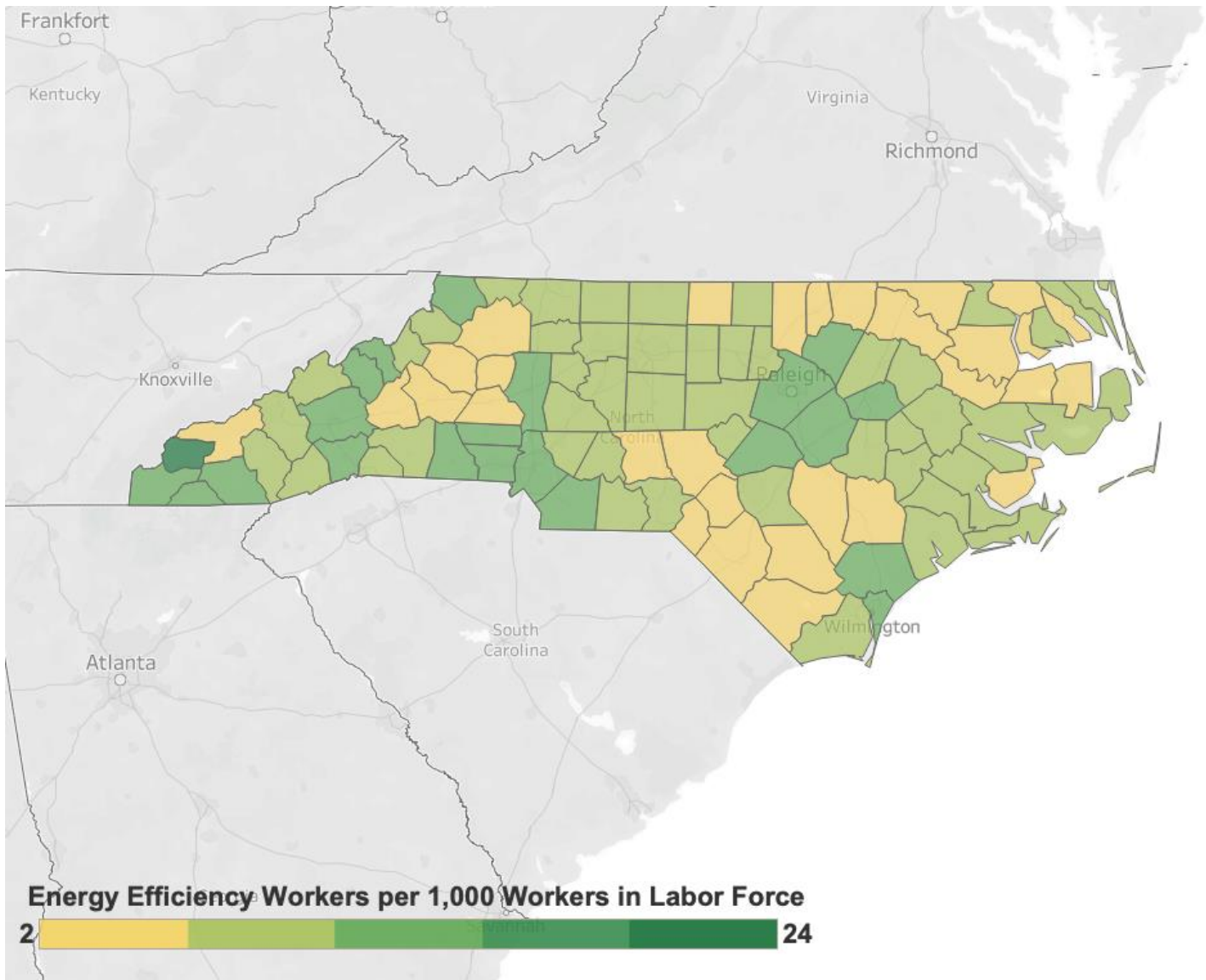
State Senate

District	Jobs		District	Jobs		District	Jobs
1	2,506		18	382		35	1,963
2	1,872		19	1,641		36	3,423
3	1,027		20	1,809		37	8,068
4	1,650		21	198		38	201
5	1,904		22	1,881		39	714
6	1,037		23	1,171		40	<5
7	174		24	1,503		41	499
8	3,233		25	2,103		42	2,487
9	2,112		26	3,388		43	1,768
10	2,360		27	2,296		44	736
11	889		28	<5		45	1,437
12	2,178		29	1,418		46	1,384
13	992		30	1,471		47	1,830
14	4,684		31	2,728		48	2,702
15	2,877		32	<5		49	1,567
16	1,932		33	218		50	1,758
17	372		34	2,015			

State House of Representatives

District	Jobs		District	Jobs		District	Jobs		District	Jobs
1	932		39	<5		77	457		115	466
2	1,232		40	441		78	427		116	236
3	1,131		41	21		79	397		117	<5
4	1,195		42	805		80	184		118	633
5	266		43	890		81	10		119	666
6	1,317		44	<5		82	2,617		120	585
7	1,328		45	23		83	<5			
8	681		46	847		84	1,253			
9	505		47	122		85	1,461			
10	547		48	693		86	781			
11	2,948		49	<5		87	85			
12	11		50	1,084		88	5,618			
13	1,115		51	757		89	1,020			
14	701		52	777		90	587			
15	97		53	117		91	23			
16	577		54	461		92	1,999			
17	1,015		55	1,813		93	659			
18	2,076		56	107		94	140			
19	645		57	2,312		95	<5			
20	<5		58	1,126		96	<5			
21	257		59	827		97	168			
22	1,826		60	1,393		98	524			
23	267		61	510		99	589			
24	11		62	101		100	575			
25	193		63	459		101	<5			
26	1,231		64	<5		102	142			
27	385		65	353		103	<5			
28	233		66	33		104	<5			
29	2,098		67	599		105	<5			
30	1,494		68	441		106	<5			
31	122		69	418		107	<5			
32	202		70	775		108	1,349			
33	1,126		71	1,967		109	<5			
34	3,349		72	241		110	987			
35	801		73	1,764		111	86			
36	757		74	237		112	454			
37	33		75	233		113	1,736			
38	<5		76	1,550		114	2,643			

Energy Efficiency Jobs by County



E4TheFuture is dedicated to bringing clean, efficient energy home for every American and promotes energy solutions to advance climate protection and economic fairness. Visit www.E4TheFuture.org



E2 is a national, nonpartisan group of business leaders, investors and others who advocate for smart policies that are good for the environment and good for the economy. Visit www.e2.org



BW Research Partnership is a full-service, economic and workforce research consulting firm with offices in Carlsbad, California and Wrentham, Massachusetts. It is the nation's leading provider of accurate, comprehensive energy and clean energy research studies. Visit www.bwresearch.com

Data Source: Unless otherwise stated, all data are from the 2019 U.S. Energy and Employment Report, March 2019, by NASEO and EFI (see pages 9-13 for methodology details). This methodology -- adopted by the U.S. Dept. of Energy for its 2017 U.S. Energy and Employment Report, approved by the Office of Management and Budget and grounded on data collected by the Bureau of Labor Statistics -- provides the broadly accepted best accounting of all U.S. energy workers.

North Dakota

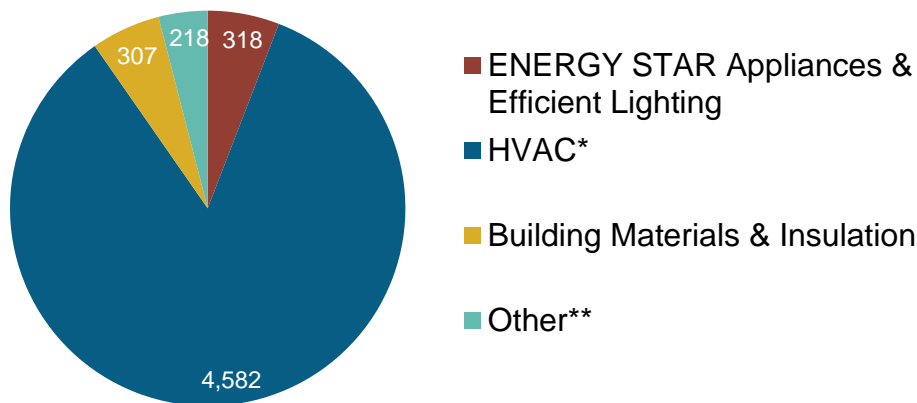
Energy Efficiency Jobs in America

5,425
Total Jobs

What are EE Jobs?

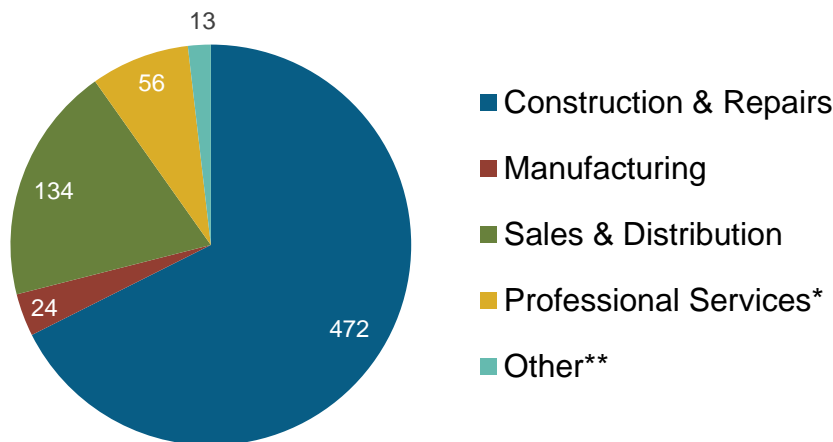
Delivery of goods and services that lower energy use by improving technologies, appliances, buildings, and energy systems.

Jobs by Sector



*Heating, Ventilation, Air Conditioning of higher than standard efficiency/renewable heating & cooling
**Other such as energy audits, building certifications, and software services

Firms by Supply Chain



*Professional services includes finance/accounting, architecture, engineering, R&D, etc.
**Other such as maintenance, and business and nonprofit organizations

**In North Dakota,
EE Jobs
Comprise:**

13%
of All
Construction Jobs

11%
of All
Energy Sector Jobs

8%
of North Dakota
residents employed in
EE are **Veterans**

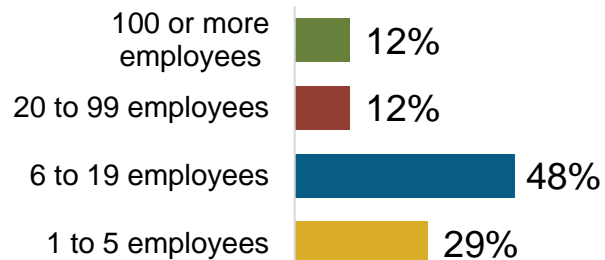
Presented by:



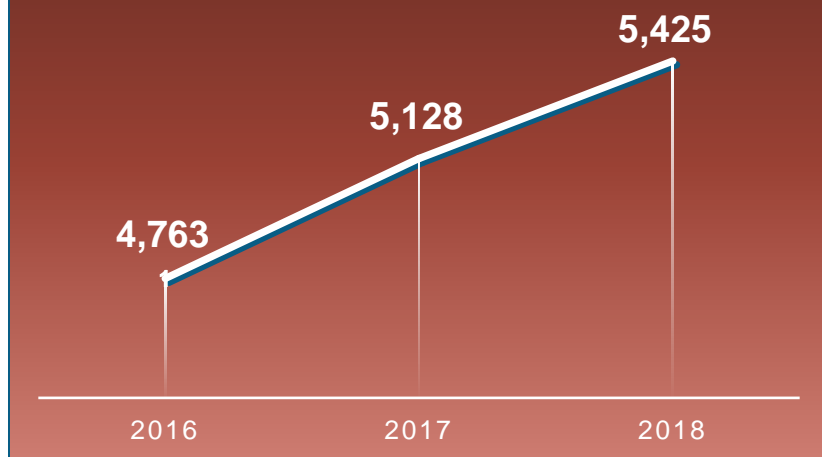
Good for the Economy.
Good for the Environment.

698 Energy Efficiency Businesses

Firm Size



WORKERS EMPLOYED



Where are EE Jobs?

Congressional		Metropolitan Areas	
District	Jobs	Area	Jobs
1	5,425	Bismarck	802
		Fargo	1,259
		Grand Forks	406
		Rural	2,958

I am an assistant crew lead & weatherization technician.

Dustin Myhre,
Southeastern North Dakota
Community Action Agency,
Fargo, ND

Energy efficiency:
America's
Job-creation
powerhouse



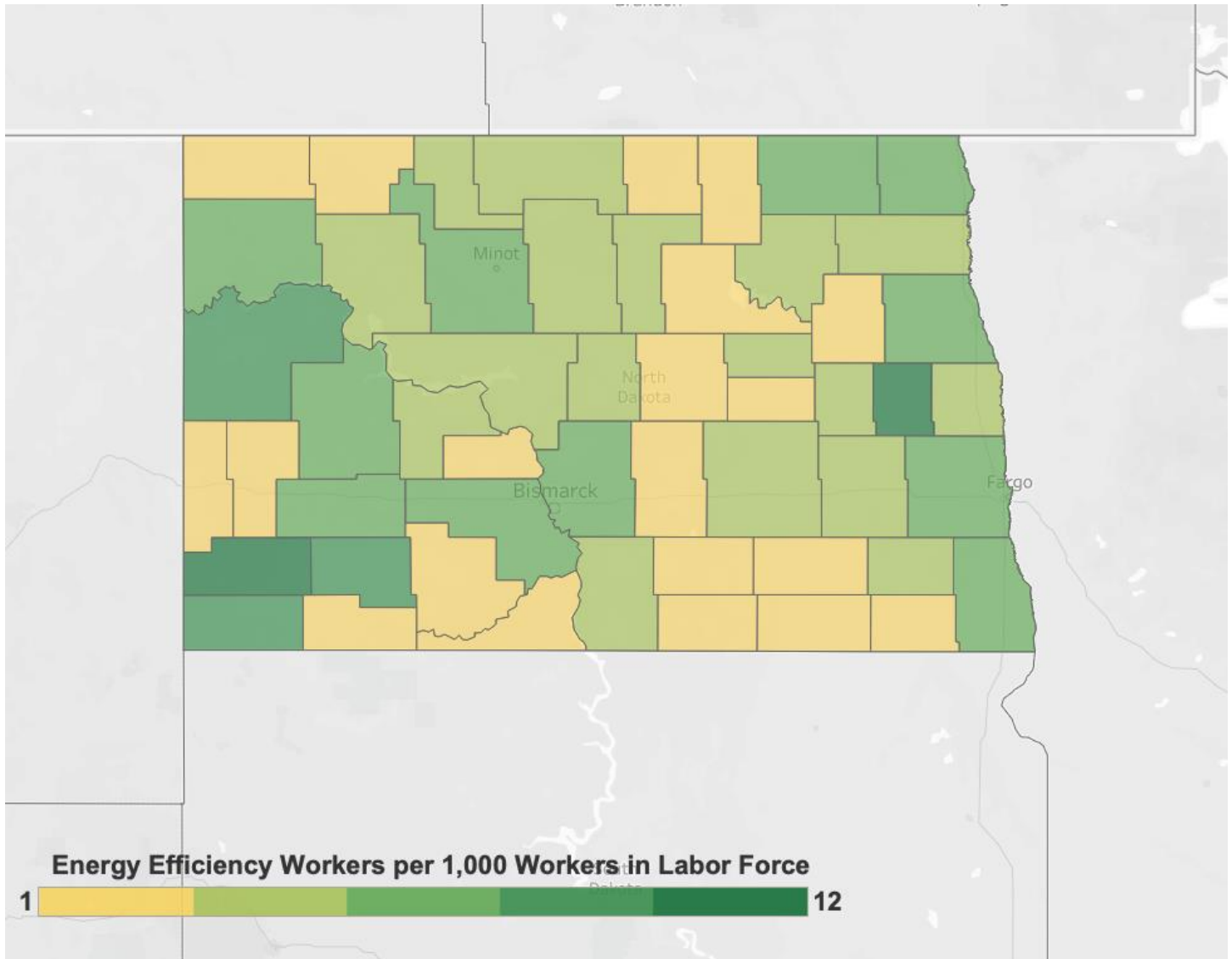
State Senate

District	Jobs		District	Jobs		District	Jobs		District	Jobs
1	374		13	246		25	124		37	<5
2	133		14	150		26	117		38	<5
3	445		15	95		27	<5		39	255
4	145		16	161		28	64		40	<5
5	9		17	350		29	23		41	<5
6	115		18	9		30	<5		42	9
7	594		19	87		31	246		43	<5
8	36		20	59		32	<5		44	<5
9	32		21	353		33	27		45	<5
10	108		22	113		34	<5		46	<5
11	372		23	24		35	<5		47	<5
12	102		24	144		36	306			

State House of Representatives

District	Jobs		District	Jobs		District	Jobs		District	Jobs
1	370		25	124		49	<5		73	<5
2	134		26	117		50	<5		74	<5
3	445		27	<5		51	<5		75	<5
4	145		28	64		52	<5		76	<5
5	9		29	23		53	<5		77	<5
6	115		30	<5		54	<5		78	<5
7	594		31	247		55	<5		79	<5
8	36		32	<5		56	<5		80	<5
9	32		33	27		57	<5		81	<5
10	109		34	<5		58	<5		82	<5
11	372		35	<5		59	<5		83	<5
12	102		36	306		60	<5		84	<5
13	246		37	<5		61	<5		85	<5
14	150		38	<5		62	<5		86	<5
15	95		39	255		63	<5		87	<5
16	161		40	<5		64	<5		88	<5
17	350		41	<5		65	<5		89	<5
18	9		42	9		66	<5		90	<5
19	87		43	<5		67	<5		91	<5
20	59		44	<5		68	<5		92	<5
21	353		45	<5		69	<5		93	<5
22	113		46	<5		70	<5		94	<5
23	24		47	<5		71	<5			
24	114		48	<5		72	<5			

Energy Efficiency Jobs by County



E4TheFuture is dedicated to bringing clean, efficient energy home for every American and promotes energy solutions to advance climate protection and economic fairness. Visit www.E4TheFuture.org



E2 is a national, nonpartisan group of business leaders, investors and others who advocate for smart policies that are good for the environment and good for the economy. Visit www.e2.org



BW Research Partnership is a full-service, economic and workforce research consulting firm with offices in Carlsbad, California and Wrentham, Massachusetts. It is the nation's leading provider of accurate, comprehensive energy and clean energy research studies. Visit www.bwresearch.com

Data Source: Unless otherwise stated, all data are from the 2019 U.S. Energy and Employment Report, March 2019, by NASEO and EFI (see pages 9-13 for methodology details). This methodology -- adopted by the U.S. Dept. of Energy for its 2017 U.S. Energy and Employment Report, approved by the Office of Management and Budget and grounded on data collected by the Bureau of Labor Statistics -- provides the broadly accepted best accounting of all U.S. energy workers.

Ohio

Energy Efficiency Jobs in America

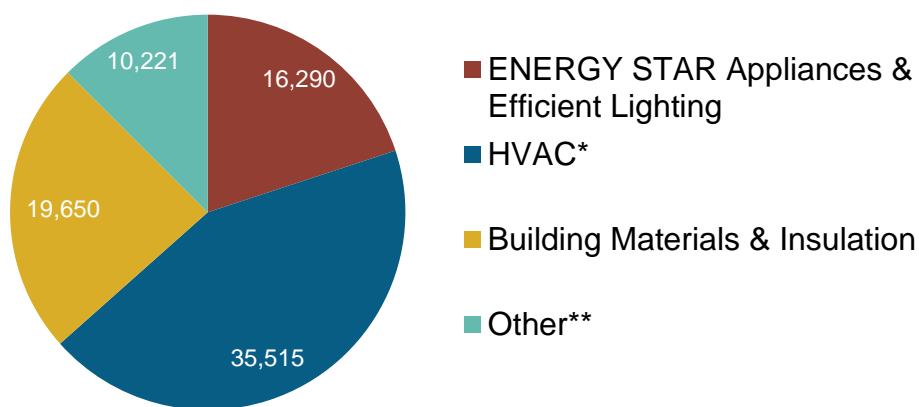
81,676

Total Jobs

What are EE Jobs?

Delivery of goods and services that lower energy use by improving technologies, appliances, buildings, and energy systems.

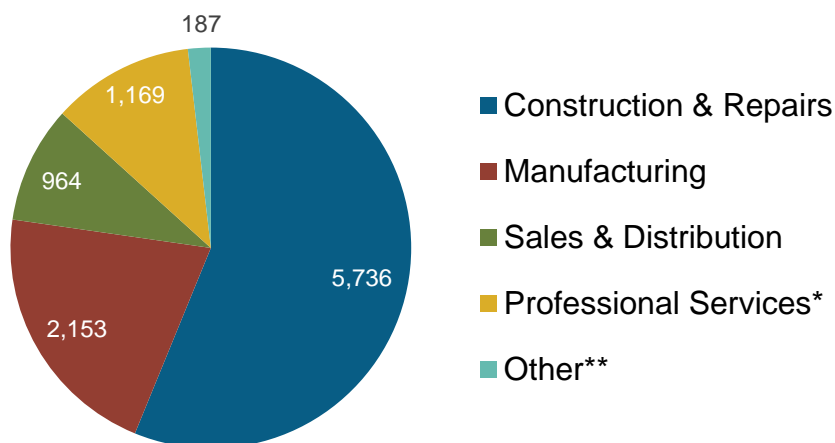
Jobs by Sector



*Heating, Ventilation, Air Conditioning of higher than standard efficiency/renewable heating & cooling

**Other such as energy audits, building certifications, and software services

Firms by Supply Chain



*Professional services includes finance/accounting, architecture, engineering, R&D, etc.

**Other such as maintenance, and business and nonprofit organizations

In Ohio,
EE Jobs
Comprise:

20%
of All
Construction Jobs

24%
of All
Energy Sector Jobs

10%
of Ohio residents
employed in EE are
Veterans

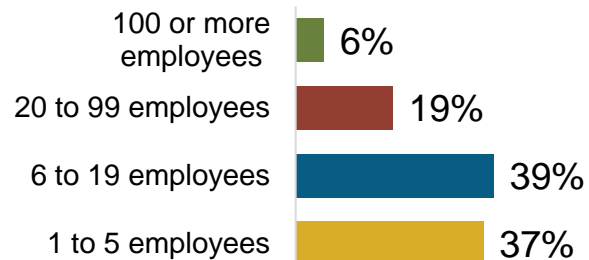
Presented by:



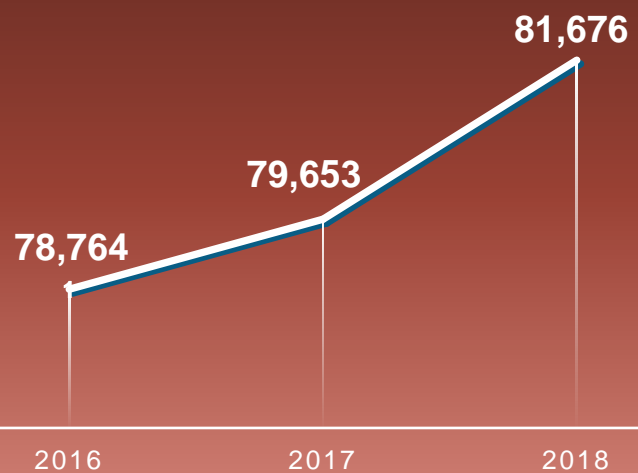
Good for the Economy.
Good for the Environment.

10,210 Energy Efficiency Businesses

Firm Size



WORKERS EMPLOYED



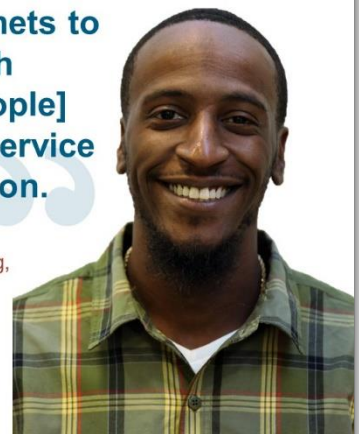
Where are EE Jobs?

Congressional		Metropolitan Areas	
District	Jobs	Area	Jobs
1	8,783	Akron	5,664
2	3,009	Canton-Massillon	2,731
3	7,952	Cincinnati-Middletown	11,706
4	8,038	Cleveland-Elyria-Mentor	16,268
5	6,405	Columbus	13,142
6	5,451	Dayton	5,656
7	6,678	Huntington-Ashland	230
8	3,526	Lima	745
9	3,545	Mansfield	1,057
10	4,040	Parkersburg-Marietta-Vienna	457
11	9,930	Sandusky	487
12	2,590	Springfield	747
13	4,442	Toledo	5,653
14	4,090	Weirton-Steubenville	273
15	1,738	Wheeling	349
16	1,460	Youngstown-Warren-Boardman	3,152
		Rural	13,361

I'm part of Helmets to Hardhats, which transitions [people] from military [service into] construction.

David Wilder, Castle Heating & Air Conditioning, Cleveland, OH

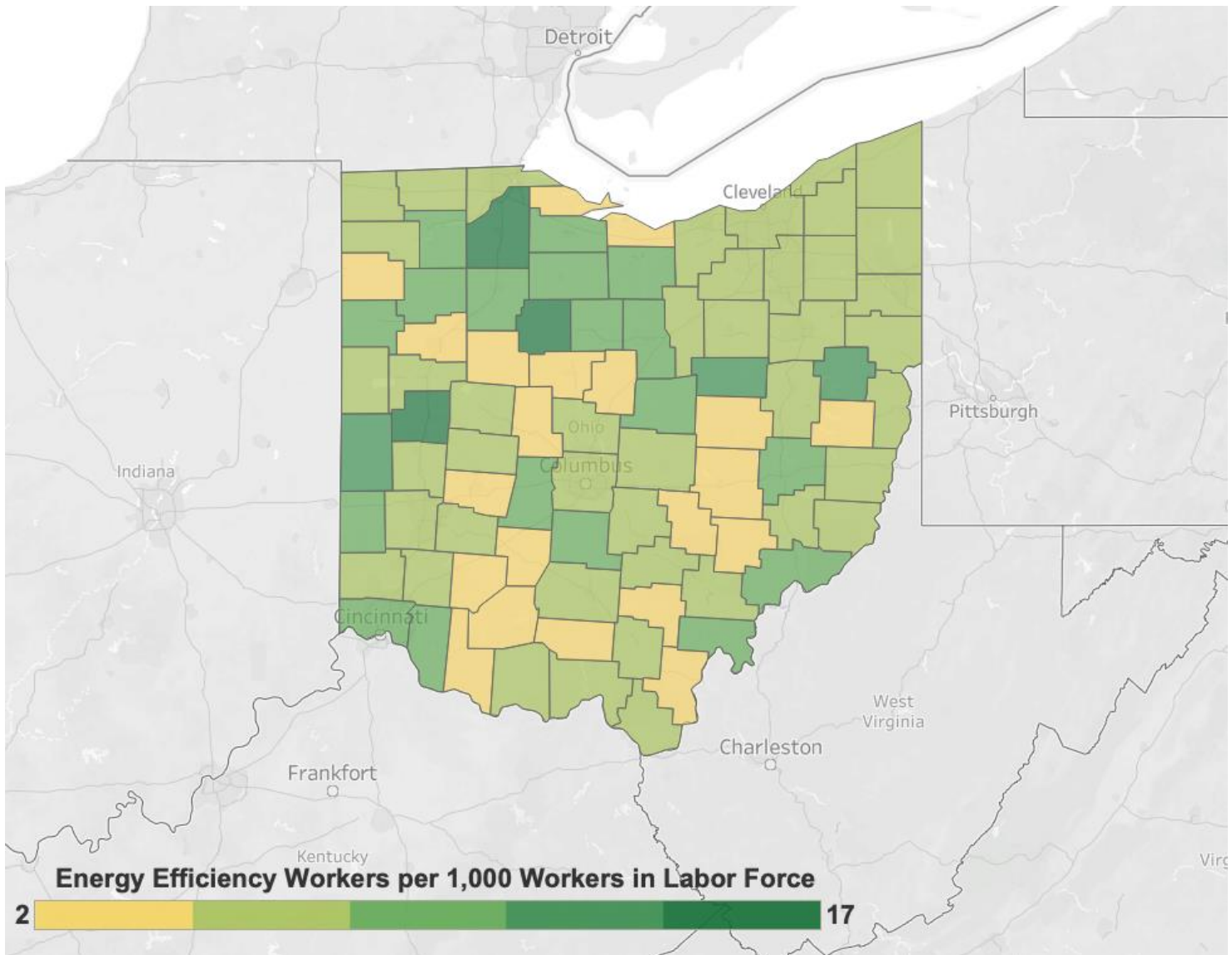
Energy efficiency: America's Job-creation powerhouse



State Senate			
District	Jobs	District	Jobs
1	3,233	18	4,972
2	4,045	19	1,878
3	6,628	20	2,056
4	2,634	21	5,007
5	3,792	22	3,603
6	1,814	23	2,504
7	4,756	24	2,953
8	2,291	25	229
9	879	26	1,355
10	2,429	27	2,237
11	1,302	28	1,769
12	1,587	29	1,976
13	2,564	30	1,769
14	1,549	31	1,471
15	717	32	1,775
16	1,870	33	2,441
17	1,589		

State House of Representatives					
District	Jobs	District	Jobs	District	Jobs
1	1,020	39	1,873	77	526
2	1,404	40	1,273	78	966
3	2,115	41	1,140	79	417
4	889	42	402	80	657
5	966	43	384	81	781
6	3,709	44	1,715	82	458
7	791	45	286	83	1,053
8	674	46	762	84	868
9	515	47	628	85	176
10	2,721	48	1,086	86	333
11	147	49	487	87	520
12	<5	50	143	88	586
13	486	51	804	89	658
14	679	52	660	90	586
15	85	53	114	91	605
16	929	54	728	92	210
17	3,377	55	1,192	93	420
18	851	56	364	94	730
19	2,326	57	709	95	656
20	650	58	1,826	96	441
21	2,308	59	448	97	273
22	70	60	1,702	98	528
23	183	61	302	99	452
24	138	62	263		
25	<5	63	762		
26	<5	64	299		
27	3,706	65	470		
28	1,801	66	480		
29	1,206	67	1,243		
30	245	68	564		
31	657	69	271		
32	130	70	168		
33	158	71	810		
34	2,205	72	666		
35	741	73	667		
36	1,168	74	549		
37	1,306	75	375		
38	1,108	76	696		

Energy Efficiency Jobs by County



E4TheFuture is dedicated to bringing clean, efficient energy home for every American and promotes energy solutions to advance climate protection and economic fairness. Visit www.E4TheFuture.org



E2 is a national, nonpartisan group of business leaders, investors and others who advocate for smart policies that are good for the environment and good for the economy. Visit www.e2.org



BW Research Partnership is a full-service, economic and workforce research consulting firm with offices in Carlsbad, California and Wrentham, Massachusetts. It is the nation's leading provider of accurate, comprehensive energy and clean energy research studies. Visit www.bwresearch.com

Data Source: Unless otherwise stated, all data are from the 2019 U.S. Energy and Employment Report, March 2019, by NASEO and EFI (see pages 9-13 for methodology details). This methodology -- adopted by the U.S. Dept. of Energy for its 2017 U.S. Energy and Employment Report, approved by the Office of Management and Budget and grounded on data collected by the Bureau of Labor Statistics -- provides the broadly accepted best accounting of all U.S. energy workers.

Oklahoma

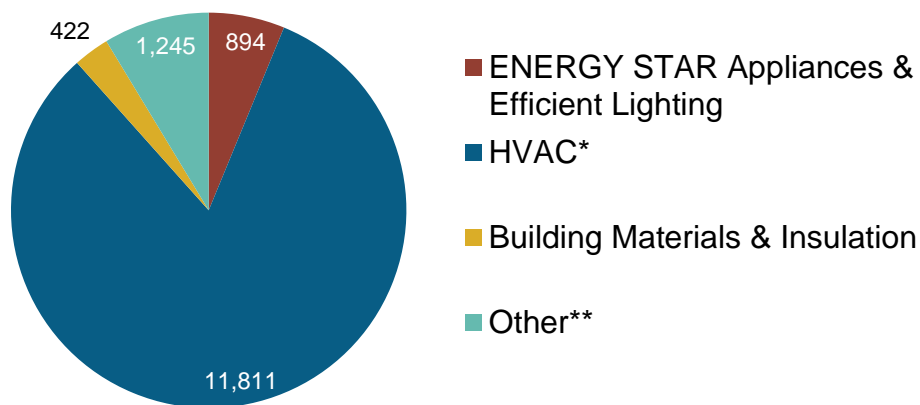
Energy Efficiency Jobs in America

14,372
Total Jobs

What are EE Jobs?

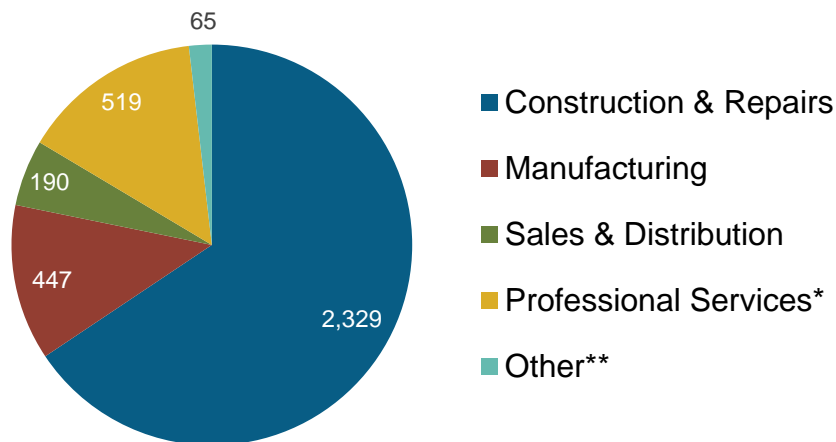
Delivery of goods and services that lower energy use by improving technologies, appliances, buildings, and energy systems.

Jobs by Sector



*Heating, Ventilation, Air Conditioning of higher than standard efficiency/renewable heating & cooling
**Other such as energy audits, building certifications, and software services

Firms by Supply Chain



*Professional services includes finance/accounting, architecture, engineering, R&D, etc.
**Other such as maintenance, and business and nonprofit organizations

In Oklahoma,
EE Jobs
Comprise:

12%
of All
Construction Jobs

11%
of All
Energy Sector Jobs

15%
of Oklahoma residents
employed in EE are
Veterans

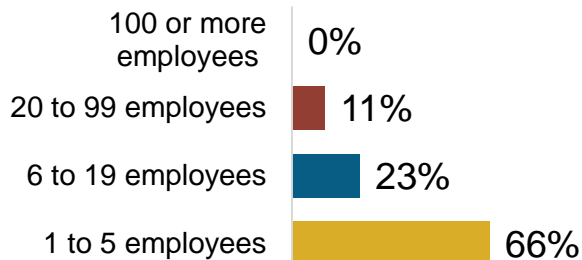
Presented by:



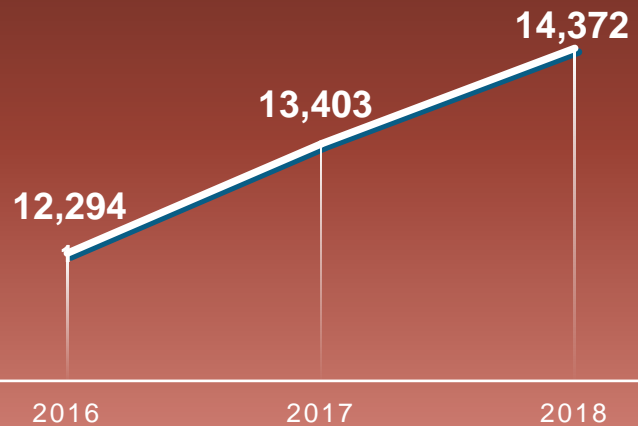
Good for the Economy.
Good for the Environment.

3,549 Energy Efficiency Businesses

Firm Size



WORKERS EMPLOYED



Where are EE Jobs?

Congressional		Metropolitan Areas	
District	Jobs	Area	Jobs
1	4,034	Fort Smith	123
2	2,086	Lawton	267
3	2,847	Oklahoma City	5,472
4	2,035	Tulsa	4,058
5	3,370	Rural	4,452

[I've] been working in weatherization for 8 years, I see the good it does for our city.

Katherine Allen, Crawford-Sebastian Community Development Council, Spiro, OK

Energy efficiency: America's Job-creation powerhouse

Faces of EE JOBS

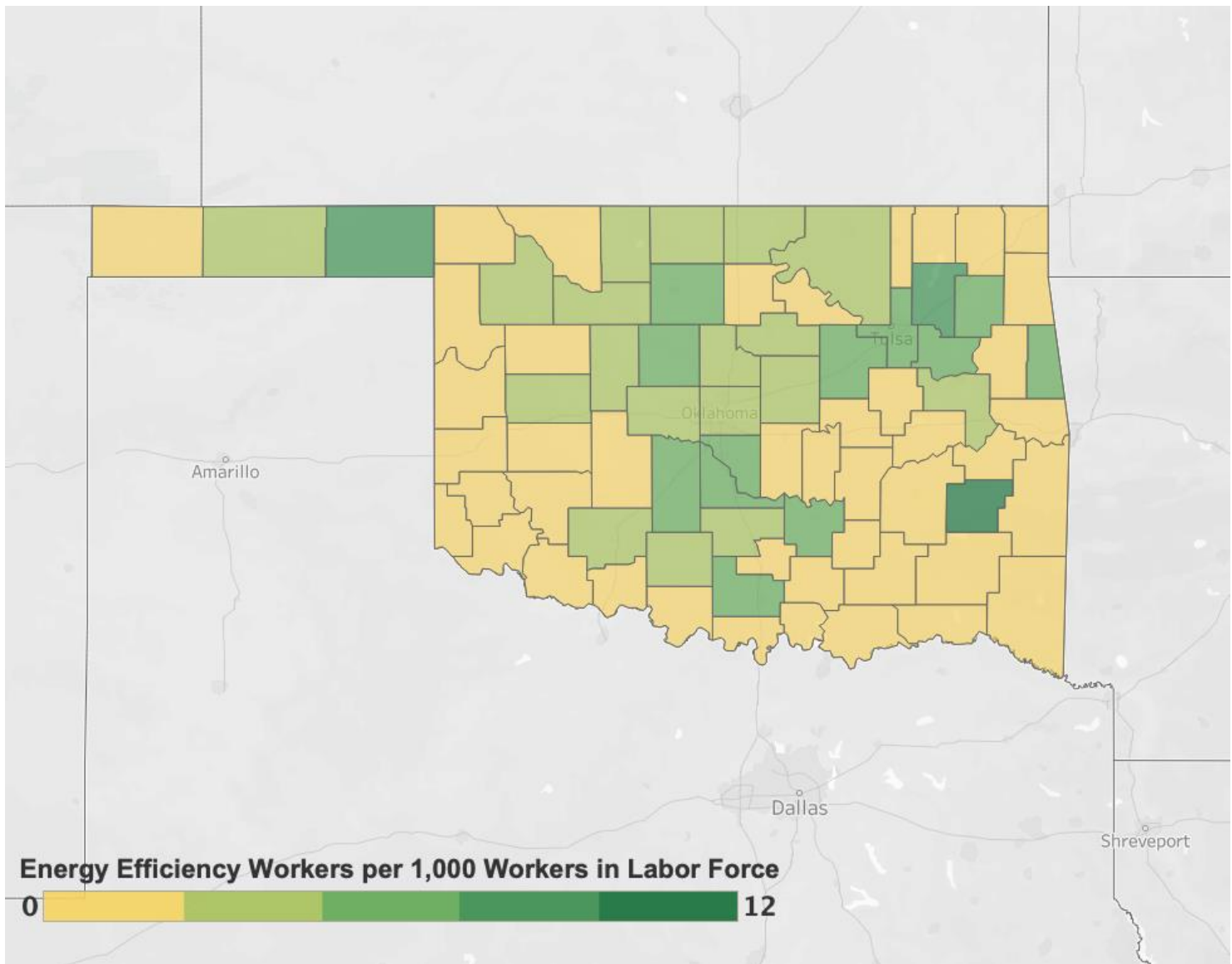
State Senate

District	Jobs		District	Jobs		District	Jobs		District	Jobs
1	433		13	390		25	775		37	<5
2	516		14	295		26	326		38	114
3	160		15	741		27	310		39	<5
4	113		16	<5		28	72		40	416
5	153		17	594		29	149		41	<5
6	174		18	426		30	998		42	107
7	302		19	350		31	407		43	91
8	202		20	509		32	12		44	1,043
9	103		21	219		33	<5		45	20
10	472		22	464		34	45		46	73
11	906		23	372		35	830		47	57
12	295		24	98		36	25		48	212

State House of Representatives

District	Jobs		District	Jobs		District	Jobs		District	Jobs
1	78		27	315		53	65		79	<5
2	42		28	132		54	355		80	<5
3	58		29	216		55	259		81	137
4	156		30	45		56	67		82	228
5	348		31	324		57	66		83	280
6	232		32	109		58	202		84	464
7	21		33	237		59	9		85	280
8	155		34	12		60	8		86	9
9	190		35	52		61	148		87	<5
10	299		36	42		62	206		88	524
11	<5		37	168		63	66		89	234
12	149		38	344		64	<5		90	37
13	119		39	399		65	21		91	<5
14	8		40	<5		66	484		92	<5
15	79		41	325		67	767		93	<5
16	161		42	51		68	42		94	95
17	177		43	199		69	<5		95	49
18	56		44	228		70	381		96	12
19	168		45	<5		71	<5		97	195
20	416		46	<5		72	331		98	<5
21	9		47	179		73	303		99	42
22	416		48	43		74	<5		100	<5
23	609		49	41		75	<5		101	<5
24	62		50	113		76	<5			
25	<5		51	133		77	<5			
26	193		52	97		78	<5			

Energy Efficiency Jobs by County



E4TheFuture is dedicated to bringing clean, efficient energy home for every American and promotes energy solutions to advance climate protection and economic fairness. Visit www.E4TheFuture.org



E2 is a national, nonpartisan group of business leaders, investors and others who advocate for smart policies that are good for the environment and good for the economy. Visit www.e2.org



BW Research Partnership is a full-service, economic and workforce research consulting firm with offices in Carlsbad, California and Wrentham, Massachusetts. It is the nation's leading provider of accurate, comprehensive energy and clean energy research studies. Visit www.bwresearch.com

Data Source: Unless otherwise stated, all data are from the 2019 U.S. Energy and Employment Report, March 2019, by NASEO and EFI (see pages 9-13 for methodology details). This methodology -- adopted by the U.S. Dept. of Energy for its 2017 U.S. Energy and Employment Report, approved by the Office of Management and Budget and grounded on data collected by the Bureau of Labor Statistics -- provides the broadly accepted best accounting of all U.S. energy workers.

Oregon

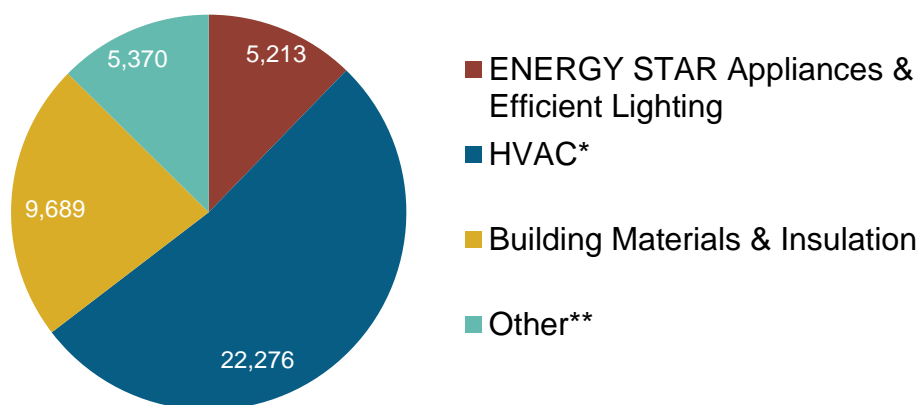
Energy Efficiency Jobs in America

42,547
Total Jobs

What are EE Jobs?

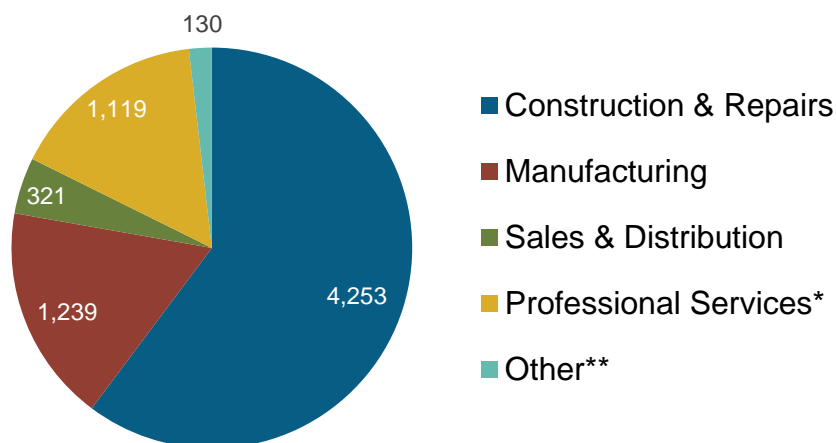
Delivery of goods and services that lower energy use by improving technologies, appliances, buildings, and energy systems.

Jobs by Sector



*Heating, Ventilation, Air Conditioning of higher than standard efficiency/renewable heating & cooling
**Other such as energy audits, building certifications, and software services

Firms by Supply Chain



*Professional services includes finance/accounting, architecture, engineering, R&D, etc.
**Other such as maintenance, and business and nonprofit organizations

In Oregon,
EE Jobs
Comprise:

24%
of All
Construction Jobs

44%
of All
Energy Sector Jobs

14%
of Oregon residents
employed in EE are
Veterans

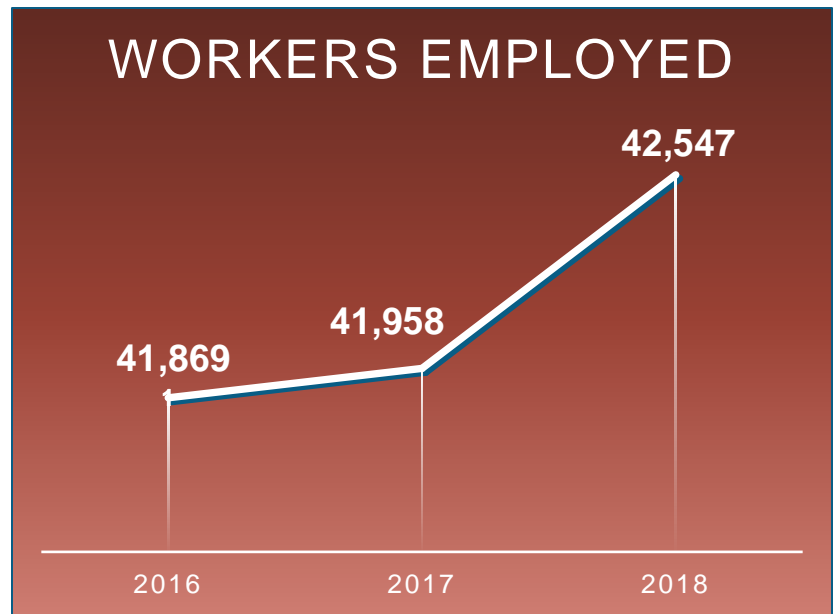
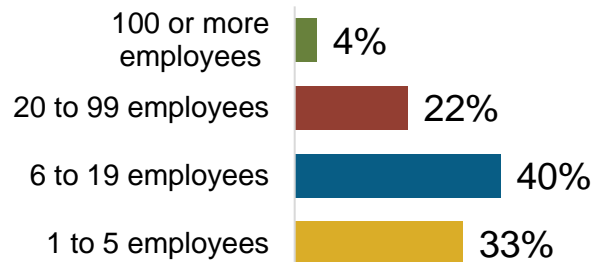
Presented by:



Good for the Economy.
Good for the Environment.

7,062 Energy Efficiency Businesses

Firm Size



Where are EE Jobs?

Congressional		Metropolitan Areas	
District	Jobs	Area	Jobs
1	12,212	Bend	2,040
2	8,621	Corvallis	744
3	9,194	Eugene-Springfield	4,041
4	8,170	Medford	2,715
5	4,350	Portland-Vancouver-Beaverton	21,459
		Salem	3,177
		Rural	8,370

I work directly with clients to implement EE.

Emily Pearce,
Waypoint,
Portland, OR

Energy efficiency:
America's
Job-creation
powerhouse

Faces of
EE
JOBS

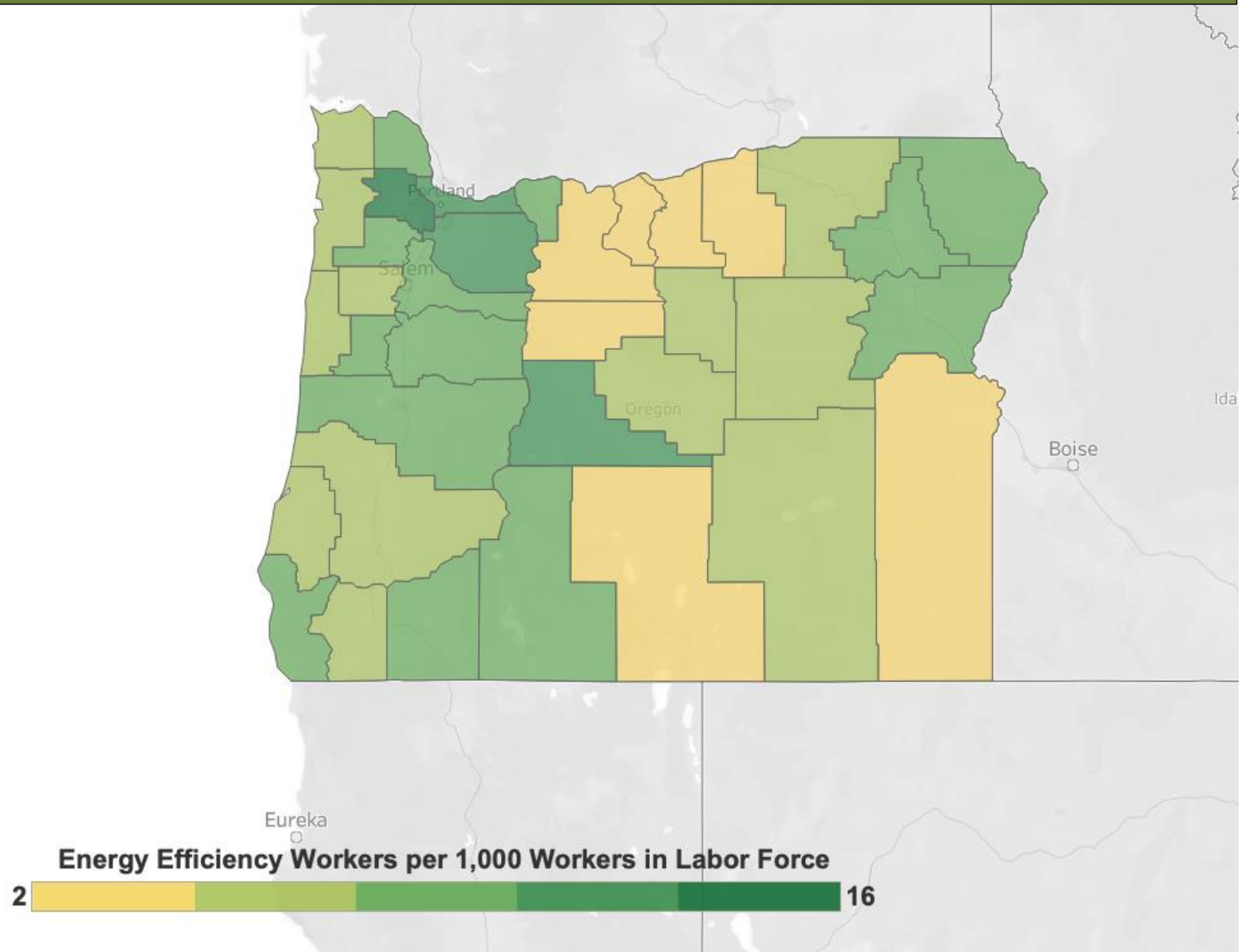
State Senate

District	Jobs		District	Jobs		District	Jobs		District	Jobs
1	2,727		9	2,192		17	677		25	655
2	1,327		10	1,674		18	3,280		26	294
3	1,193		11	275		19	1,370		27	1,727
4	3,276		12	1,347		20	1,486		28	1,122
5	1,086		13	2,272		21	2,022		29	1,355
6	1,173		14	1,256		22	1,984		30	596
7	161		15	2,376		23	669			
8	1,386		16	1,266		24	322			

State House of Representatives

District	Jobs		District	Jobs		District	Jobs		District	Jobs
1	2,076		16	49		31	632		46	297
2	644		17	703		32	621		47	198
3	19		18	1,397		33	675		48	123
4	1,303		19	1,393		34	<5		49	539
5	1,198		20	274		35	441		50	115
6	<5		21	<5		36	2,848		51	<5
7	663		22	274		37	1,366		52	292
8	2,617		23	483		38	<5		53	1,736
9	255		24	864		39	1,295		54	<5
10	886		25	11		40	190		55	802
11	1,169		26	2,257		41	968		56	313
12	<5		27	1,252		42	1,057		57	901
13	159		28	<5		43	968		58	448
14	<5		29	2,067		44	1,038		59	188
15	1,333		30	373		45	371		60	405

Energy Efficiency Jobs by County



E4TheFuture is dedicated to bringing clean, efficient energy home for every American and promotes energy solutions to advance climate protection and economic fairness. Visit www.E4TheFuture.org



E2 is a national, nonpartisan group of business leaders, investors and others who advocate for smart policies that are good for the environment and good for the economy. Visit www.e2.org



BW Research Partnership is a full-service, economic and workforce research consulting firm with offices in Carlsbad, California and Wrentham, Massachusetts. It is the nation's leading provider of accurate, comprehensive energy and clean energy research studies. Visit www.bwresearch.com

Data Source: Unless otherwise stated, all data are from the 2019 U.S. Energy and Employment Report, March 2019, by NASEO and EFI (see pages 9-13 for methodology details). This methodology -- adopted by the U.S. Dept. of Energy for its 2017 U.S. Energy and Employment Report, approved by the Office of Management and Budget and grounded on data collected by the Bureau of Labor Statistics -- provides the broadly accepted best accounting of all U.S. energy workers.

Pennsylvania

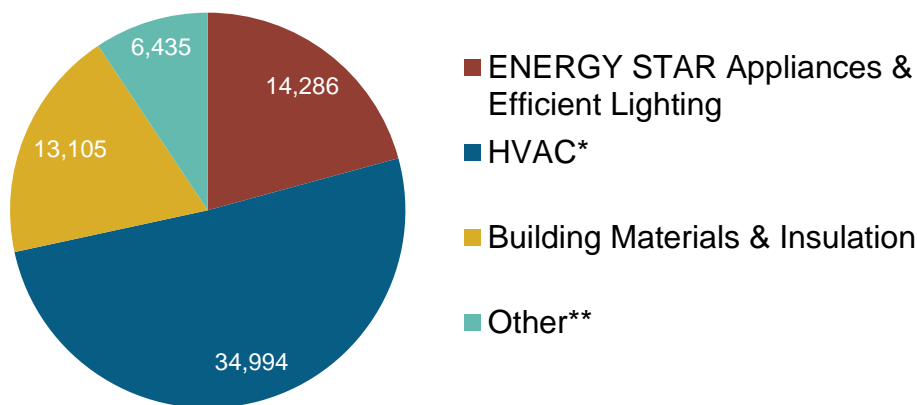
Energy Efficiency Jobs in America

68,820
Total Jobs

What are EE Jobs?

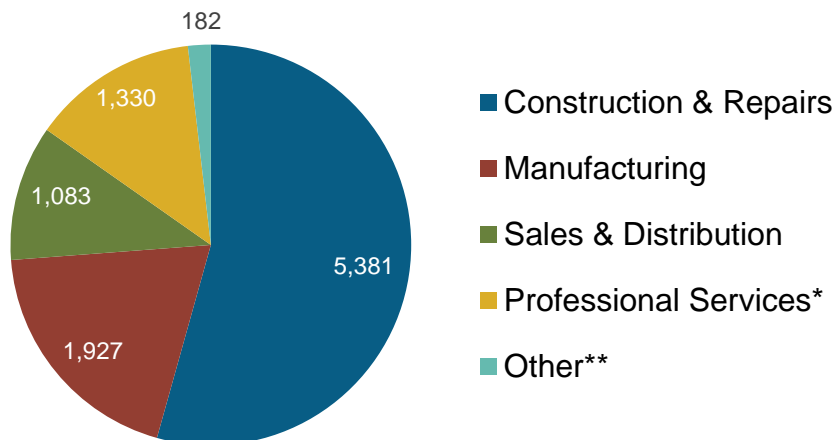
Delivery of goods and services that lower energy use by improving technologies, appliances, buildings, and energy systems.

Jobs by Sector



*Heating, Ventilation, Air Conditioning of higher than standard efficiency/renewable heating & cooling
**Other such as energy audits, building certifications, and software services

Firms by Supply Chain



*Professional services includes finance/accounting, architecture, engineering, R&D, etc.
**Other such as maintenance, and business and nonprofit organizations

**In Pennsylvania,
EE Jobs
Comprise:**

14%
of All
Construction Jobs

26%
of All
Energy Sector Jobs

7%
of Pennsylvania
residents employed in
EE are **Veterans**

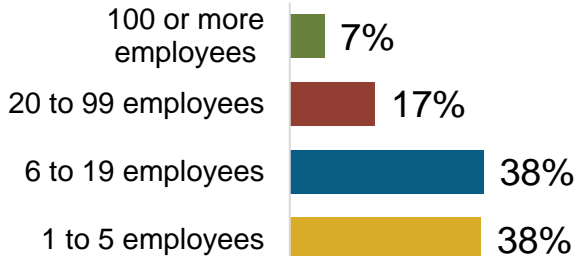
Presented by:



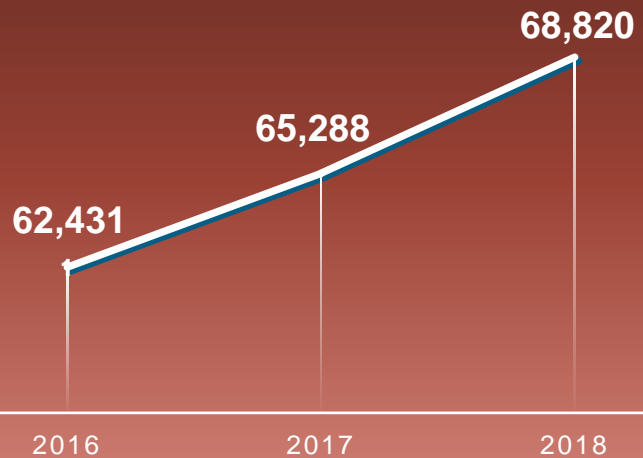
Good for the Economy.
Good for the Environment.

9,902 Energy Efficiency Businesses

Firm Size



WORKERS EMPLOYED



Where are EE Jobs?

Congressional		Metropolitan Areas	
District	Jobs	Area	Jobs
1	4,709	Allentown-Bethlehem-Easton	3,593
2	3,342	Altoona	684
3	4,572	Erie	1,371
4	4,454	Harrisburg-Carlisle	2,992
5	2,722	Johnstown	494
6	7,031	Lancaster	2,778
7	4,739	Lebanon	607
8	5,286	New York-Northern New Jersey-Long	2,129
9	3,889	Philadelphia-Camden-Wilmington	22,735
10	4,198	Pittsburgh	13,466
11	2,817	Reading	2,401
12	4,779	Scranton--Wilkes-Barre	2,897
13	1,092	State College	683
14	4,877	Williamsport	653
15	4,235	York-Hanover	1,998
16	2,317	Youngstown-Warren-Boardman	421
17	1,663	Rural	8,918
18	2,097		

We provide materials to the building industry.

Bill Brinser, Appalachian Insulation Supply, Middletown, PA

Energy efficiency: America's Job-creation powerhouse



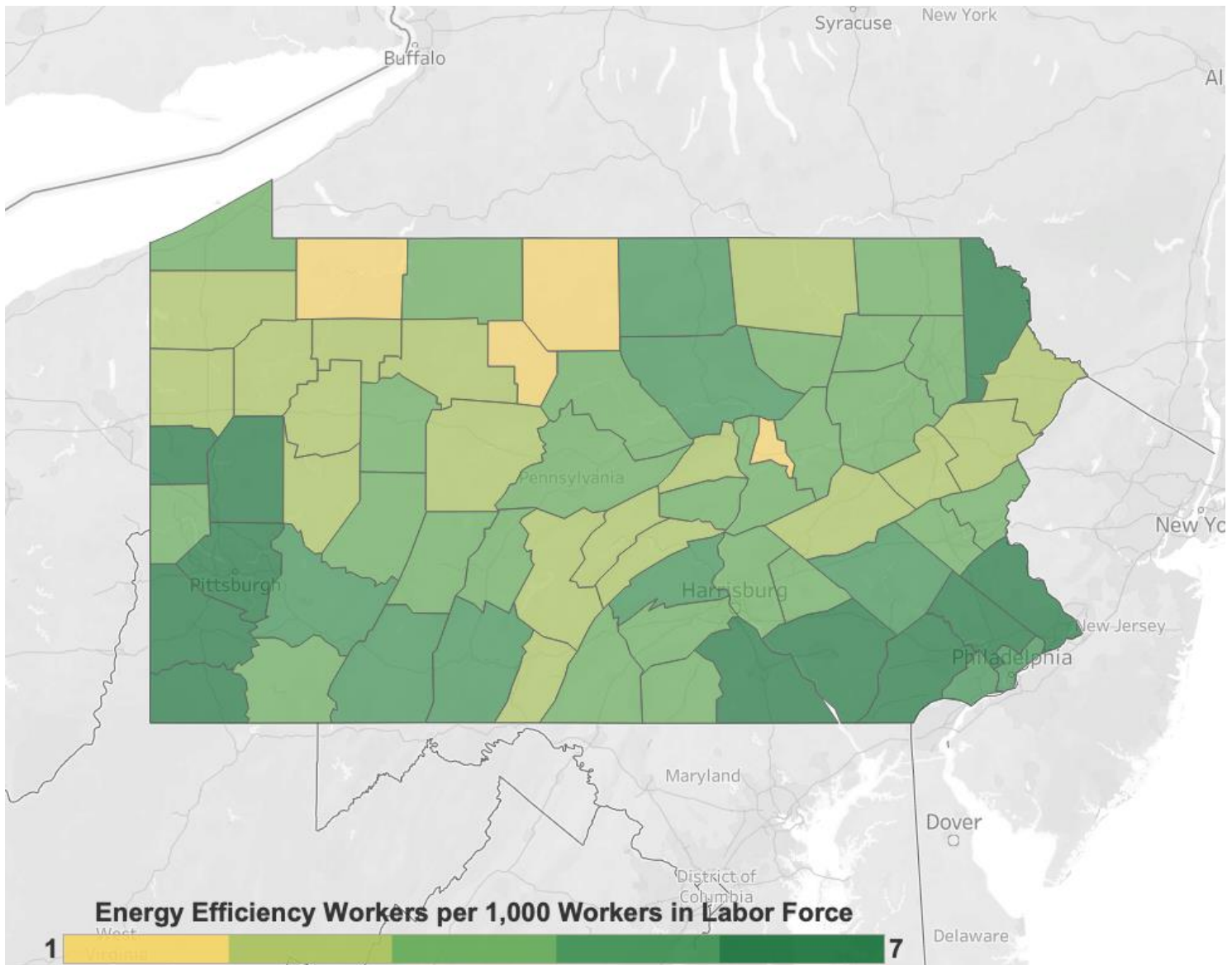
State Senate

District	Jobs		District	Jobs		District	Jobs		District	Jobs
1	3,787		14	1,696		27	906		40	752
2	1,010		15	1,786		28	1,862		41	1,402
3	280		16	1,993		29	738		42	2,203
4	1,406		17	2,380		30	1,921		43	529
5	187		18	1,177		31	1,250		44	308
6	2,910		19	1,330		32	1,182		45	376
7	1,334		20	1,216		33	644		46	1,182
8	382		21	1,790		34	964		47	1,073
9	3,498		22	1,314		35	858		48	561
10	1,958		23	1,568		36	806		49	1,380
11	1,800		24	821		37	3,437		50	802
12	979		25	1,108		38	1,500			
13	2,138		26	530		39	1,808			

State House of Representatives

District	Jobs		District	Jobs		District	Jobs		District	Jobs
1	599		52	188		103	820		154	145
2	505		53	881		104	360		155	373
3	233		54	1,019		105	<5		156	1,747
4	94		55	414		106	<5		157	314
5	815		56	31		107	576		158	264
6	378		57	88		108	38		159	480
7	368		58	88		109	120		160	44
8	566		59	304		110	246		161	750
9	410		60	222		111	491		162	372
10	309		61	860		112	709		163	549
11	246		62	322		113	353		164	<5
12	472		63	236		114	107		165	341
13	541		64	259		115	501		166	<5
14	324		65	223		116	470		167	<5
15	497		66	322		117	278		168	13
16	313		67	172		118	374		169	44
17	13		68	609		119	430		170	184
18	668		69	235		120	23		171	25
19	2,353		70	759		121	77		172	398
20	655		71	302		122	239		173	<5
21	399		72	166		123	268		174	<5
22	677		73	240		124	186		175	2,032
23	151		74	308		125	171		176	121
24	296		75	292		126	321		177	134
25	602		76	838		127	32		178	63
26	799		77	50		128	310		179	164
27	805		78	396		129	50		180	<5
28	250		79	561		130	202		181	57
29	885		80	52		131	794		182	1,665
30	25		81	127		132	416		183	133
31	841		82	492		133	603		184	178
32	358		83	548		134	208		185	76
33	157		84	196		135	120		186	57
34	227		85	253		136	329		187	644
35	488		86	378		137	265		188	76
36	195		87	844		138	245		189	26
37	1,566		88	170		139	227		190	57
38	57		89	409		140	602		191	<5
39	554		90	13		141	81		192	19
40	628		91	529		142	488		193	292
41	348		92	314		143	978		194	229
42	<5		93	466		144	63		195	<5
43	612		94	51		145	19		196	6
44	353		95	<5		146	163		197	<5
45	38		96	<5		147	100		198	45
46	131		97	<5		148	1,023		199	<5
47	1,041		98	256		149	939		200	<5
48	50		99	101		150	19		201	25
49	531		100	144		151	519		202	<5
50	108		101	522		152	358		203	<5
51	197		102	82		153	303			

Energy Efficiency Jobs by County



E4TheFuture is dedicated to bringing clean, efficient energy home for every American and promotes energy solutions to advance climate protection and economic fairness. Visit www.E4TheFuture.org



E2 is a national, nonpartisan group of business leaders, investors and others who advocate for smart policies that are good for the environment and good for the economy. Visit www.e2.org



BW Research Partnership is a full-service, economic and workforce research consulting firm with offices in Carlsbad, California and Wrentham, Massachusetts. It is the nation's leading provider of accurate, comprehensive energy and clean energy research studies. Visit www.bwresearch.com

Data Source: Unless otherwise stated, all data are from the 2019 U.S. Energy and Employment Report, March 2019, by NASEO and EFI (see pages 9-13 for methodology details). This methodology -- adopted by the U.S. Dept. of Energy for its 2017 U.S. Energy and Employment Report, approved by the Office of Management and Budget and grounded on data collected by the Bureau of Labor Statistics -- provides the broadly accepted best accounting of all U.S. energy workers.

Rhode Island

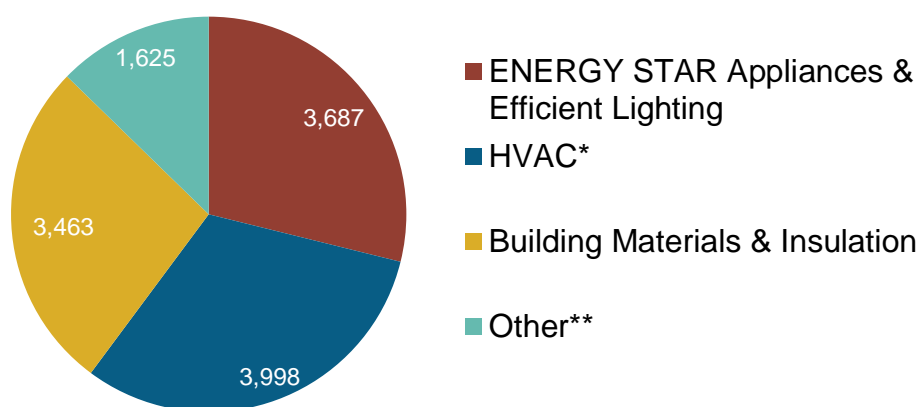
Energy Efficiency Jobs in America

12,773
Total Jobs

What are EE Jobs?

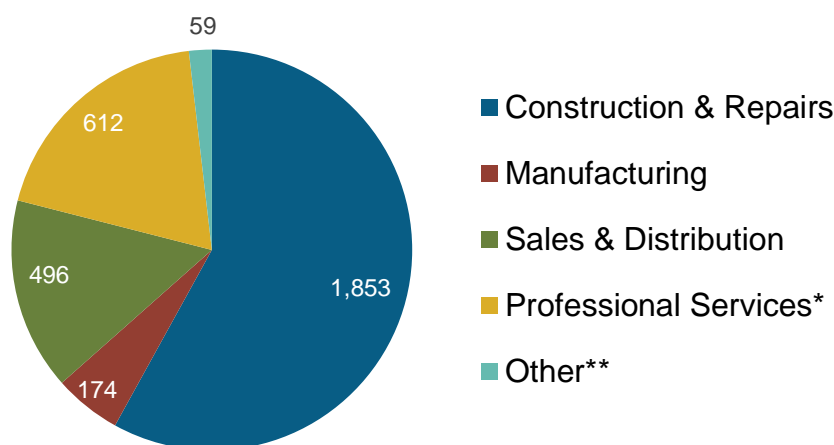
Delivery of goods and services that lower energy use by improving technologies, appliances, buildings, and energy systems.

Jobs by Sector



*Heating, Ventilation, Air Conditioning of higher than standard efficiency/renewable heating & cooling
**Other such as energy audits, building certifications, and software services

Firms by Supply Chain



*Professional services includes finance/accounting, architecture, engineering, R&D, etc.
**Other such as maintenance, and business and nonprofit organizations

In Rhode Island,
EE Jobs
Comprise:

37%
of All
Construction Jobs

56%
of All
Energy Sector Jobs

11%
of Rhode Island
residents employed in
EE are **Veterans**

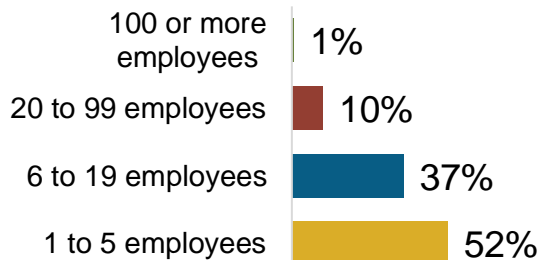
Presented by:



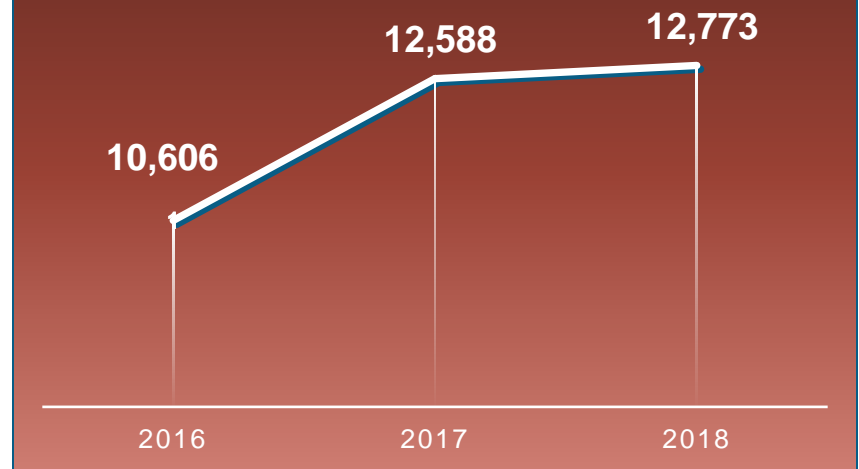
Good for the Economy.
Good for the Environment.

3,193 Energy Efficiency Businesses

Firm Size



WORKERS EMPLOYED



Where are EE Jobs?

Congressional		Metropolitan Areas	
District	Jobs	Area	Jobs
1	6,981	Rhode Island	12,773
2	5,791		

I'm an engineer committed to creating a clean, healthy & safe environment.

Victoria Howland,
Pare Corporation,
Providence, RI

Energy efficiency:
America's
Job-creation
powerhouse

Faces of
**EE
JOBS**

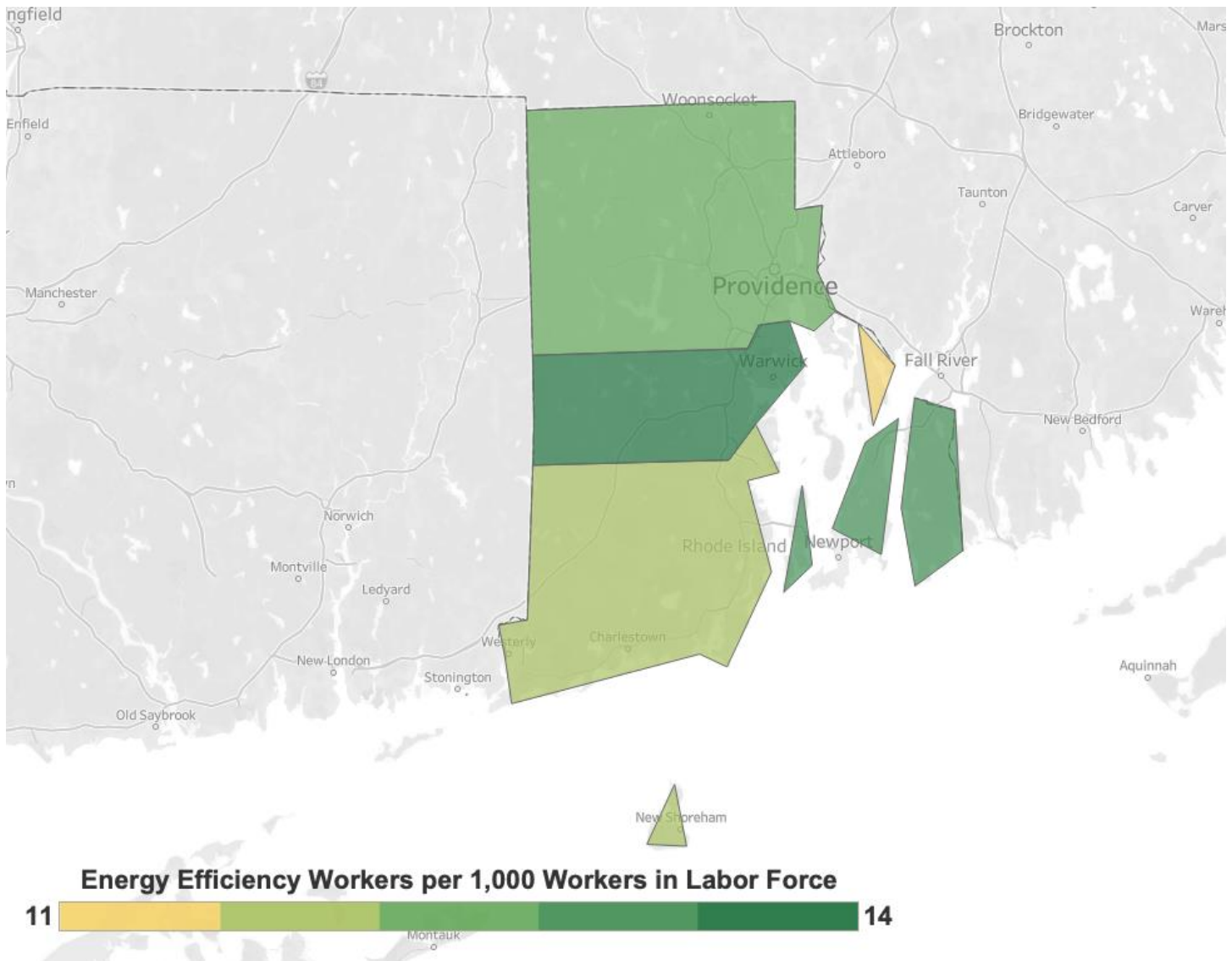
State Senate

District	Jobs		District	Jobs		District	Jobs		District	Jobs
1	1,428		11	241		21	1,016		31	<5
2	744		12	768		22	404		32	103
3	628		13	84		23	144		33	<5
4	98		14	543		24	<5		34	558
5	<5		15	<5		25	<5		35	902
6	<5		16	67		26	195		36	<5
7	829		17	1,063		27	<5		37	46
8	<5		18	<5		28	<5		38	320
9	279		19	<5		29	1,217			
10	625		20	266		30	204			

State House of Representatives

District	Jobs		District	Jobs		District	Jobs		District	Jobs
1	1,414		20	650		39	38		58	<5
2	478		21	199		40	316		59	<5
3	<5		22	<5		41	<5		60	<5
4	423		23	<5		42	<5		61	<5
5	<5		24	480		43	<5		62	<5
6	700		25	643		44	744		63	390
7	<5		26	<5		45	361		64	148
8	<5		27	<5		46	<5		65	<5
9	427		28	80		47	107		66	122
10	260		29	91		48	157		67	153
11	<5		30	<5		49	264		68	271
12	<5		31	564		50	<5		69	240
13	<5		32	<5		51	<5		70	333
14	<5		33	556		52	<5		71	99
15	194		34	<5		53	<5		72	269
16	<5		35	<5		54	<5		73	396
17	<5		36	516		55	<5		74	83
18	<5		37	<5		56	67		75	<5
19	385		38	154		57	<5		76	<5

Energy Efficiency Jobs by County



E4TheFuture is dedicated to bringing clean, efficient energy home for every American and promotes energy solutions to advance climate protection and economic fairness. Visit www.E4TheFuture.org



E2 is a national, nonpartisan group of business leaders, investors and others who advocate for smart policies that are good for the environment and good for the economy. Visit www.e2.org



BW Research Partnership is a full-service, economic and workforce research consulting firm with offices in Carlsbad, California and Wrentham, Massachusetts. It is the nation's leading provider of accurate, comprehensive energy and clean energy research studies. Visit www.bwresearch.com

Data Source: Unless otherwise stated, all data are from the 2019 U.S. Energy and Employment Report, March 2019, by NASEO and EFI (see pages 9-13 for methodology details). This methodology -- adopted by the U.S. Dept. of Energy for its 2017 U.S. Energy and Employment Report, approved by the Office of Management and Budget and grounded on data collected by the Bureau of Labor Statistics -- provides the broadly accepted best accounting of all U.S. energy workers.

South Carolina

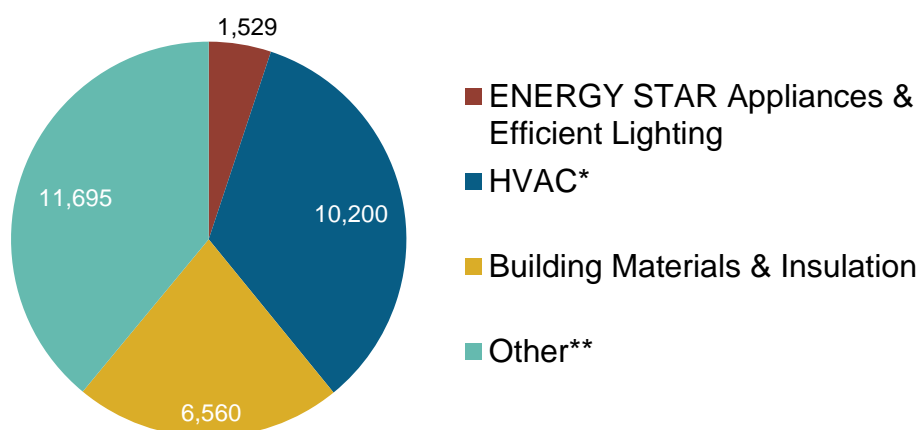
Energy Efficiency Jobs in America

29,984
Total Jobs

What are EE Jobs?

Delivery of goods and services that lower energy use by improving technologies, appliances, buildings, and energy systems.

Jobs by Sector



*Heating, Ventilation, Air Conditioning of higher than standard efficiency/renewable heating & cooling
**Other such as energy audits, building certifications, and software services

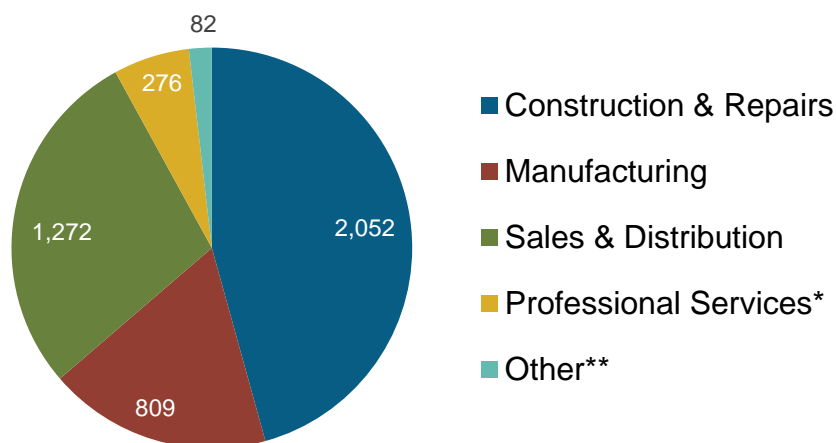
**In South Carolina,
EE Jobs
Comprise:**

13%
of All
Construction Jobs

22%
of All
Energy Sector Jobs

13%
of South Carolina
residents employed in
EE are **Veterans**

Firms by Supply Chain



*Professional services includes finance/accounting, architecture, engineering, R&D, etc.
**Other such as maintenance, and business and nonprofit organizations

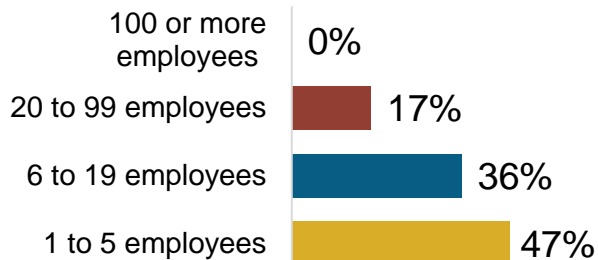
Presented by:



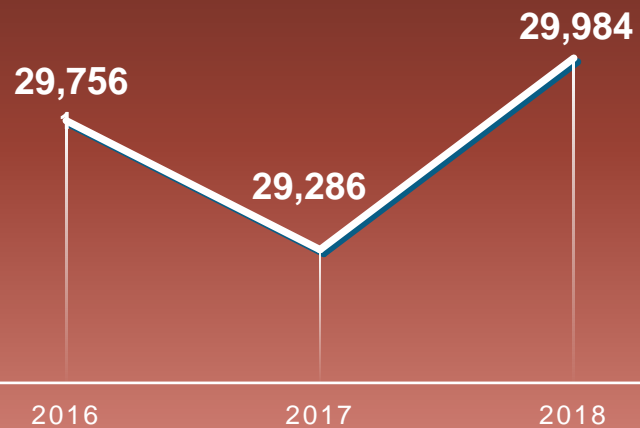
Good for the Economy.
Good for the Environment.

4,492 Energy Efficiency Businesses

Firm Size



WORKERS EMPLOYED




Where are EE Jobs?

Congressional		Metropolitan Areas	
District	Jobs	Area	Jobs
1	6,726	Anderson	959
2	4,473	Augusta-Richmond County	749
3	3,909	Charleston-North Charleston	5,461
4	4,876	Charlotte-Gastonia-Concord	1,608
5	3,094	Columbia	4,893
6	2,847	Florence	1,131
7	4,060	Greenville-Mauldin-Easley	5,033
		Myrtle Beach-Conway-North Myrtle Beach	2,259
		Spartanburg	1,674
		Sumter	525
		Rural	5,691

I'm the WAP director at Chesterfield-Marlboro Economic Opportunity Council.

James Hillian, Chesterfield-Marlboro EOC, Cheraw, SC

Energy efficiency: America's Job-creation powerhouse



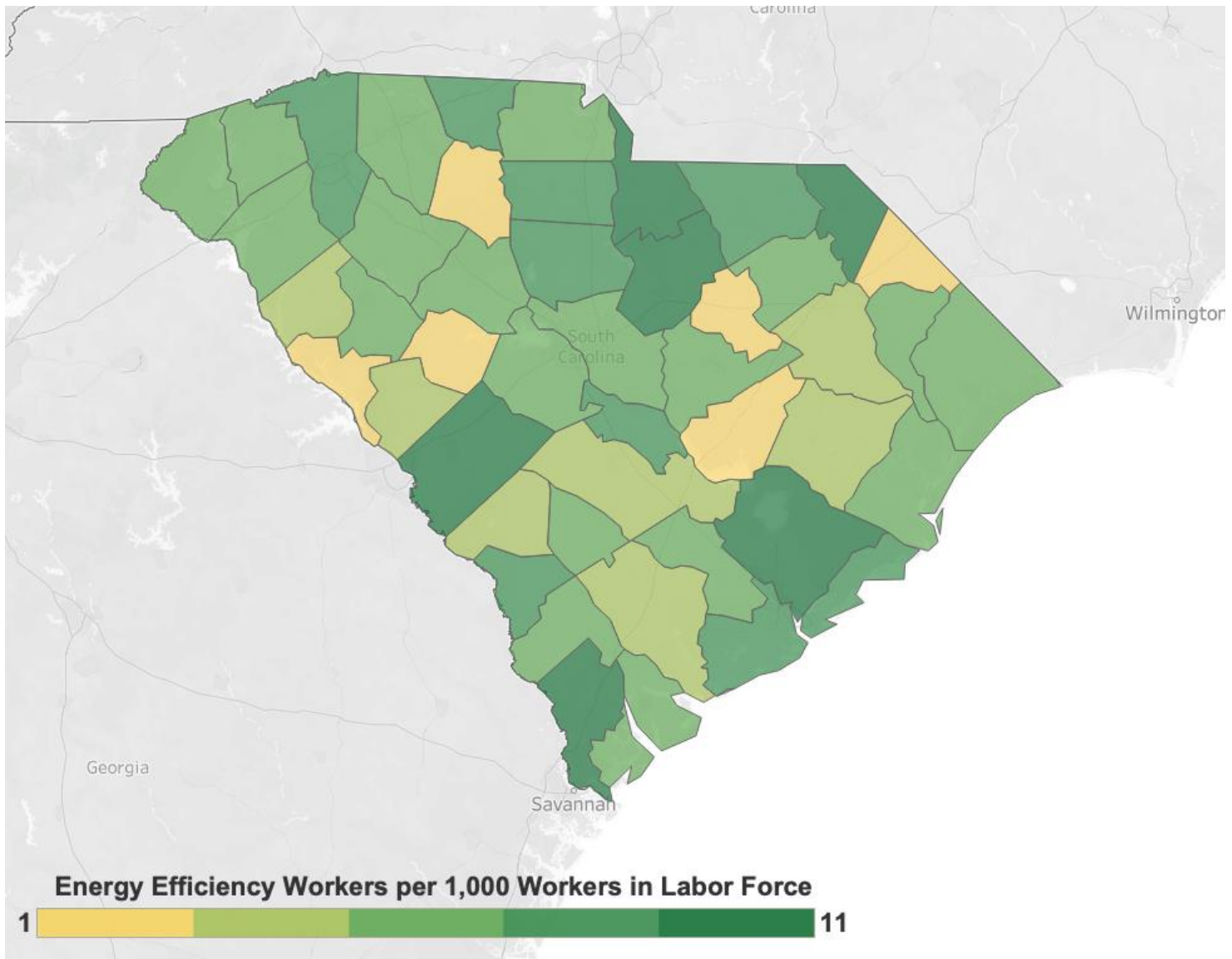
State Senate

District	Jobs		District	Jobs		District	Jobs		District	Jobs
1	457		13	242		25	28		37	1,533
2	728		14	504		26	209		38	847
3	1,019		15	1,130		27	567		39	693
4	455		16	292		28	1,376		40	223
5	1,232		17	245		29	915		41	1,184
6	2,136		18	1,036		30	153		42	756
7	486		19	2,020		31	152		43	853
8	253		20	522		32	399		44	<5
9	289		21	252		33	901		45	624
10	320		22	75		34	1,368		46	412
11	1,087		23	557		35	427			
12	215		24	681		36	132			

State House of Representatives

District	Jobs		District	Jobs		District	Jobs		District	Jobs
1	324		32	<5		63	<5		94	222
2	25		33	<5		64	147		95	<5
3	361		34	99		65	<5		96	9
4	224		35	<5		66	361		97	166
5	92		36	156		67	<5		98	399
6	934		37	<5		68	625		99	1,046
7	37		38	<5		69	1,082		100	66
8	77		39	464		70	201		101	154
9	<5		40	222		71	176		102	8
10	240		41	260		72	1,627		103	311
11	460		42	125		73	<5		104	323
12	67		43	50		74	271		105	<5
13	58		44	290		75	<5		106	335
14	311		45	<5		76	250		107	<5
15	717		46	<5		77	<5		108	49
16	300		47	<5		78	<5		109	510
17	852		48	<5		79	<5		110	595
18	265		49	<5		80	<5		111	647
19	<5		50	464		81	444		112	<5
20	513		51	399		82	60		113	<5
21	716		52	84		83	155		114	317
22	787		53	166		84	49		115	264
23	315		54	134		85	<5		116	59
24	93		55	354		86	42		117	<5
25	<5		56	644		87	<5		118	651
26	819		57	110		88	108		119	<5
27	<5		58	345		89	79		120	720
28	<5		59	680		90	355		121	350
29	1,011		60	99		91	134		122	37
30	26		61	117		92	435		123	<5
31	1,142		62	<5		93	69		124	42

Energy Efficiency Jobs by County



E4TheFuture is dedicated to bringing clean, efficient energy home for every American and promotes energy solutions to advance climate protection and economic fairness. Visit www.E4TheFuture.org



E2 is a national, nonpartisan group of business leaders, investors and others who advocate for smart policies that are good for the environment and good for the economy. Visit www.e2.org



BW Research Partnership is a full-service, economic and workforce research consulting firm with offices in Carlsbad, California and Wrentham, Massachusetts. It is the nation's leading provider of accurate, comprehensive energy and clean energy research studies. Visit www.bwresearch.com

Data Source: Unless otherwise stated, all data are from the 2019 U.S. Energy and Employment Report, March 2019, by NASEO and EFI (see pages 9-13 for methodology details). This methodology -- adopted by the U.S. Dept. of Energy for its 2017 U.S. Energy and Employment Report, approved by the Office of Management and Budget and grounded on data collected by the Bureau of Labor Statistics -- provides the broadly accepted best accounting of all U.S. energy workers.

South Dakota

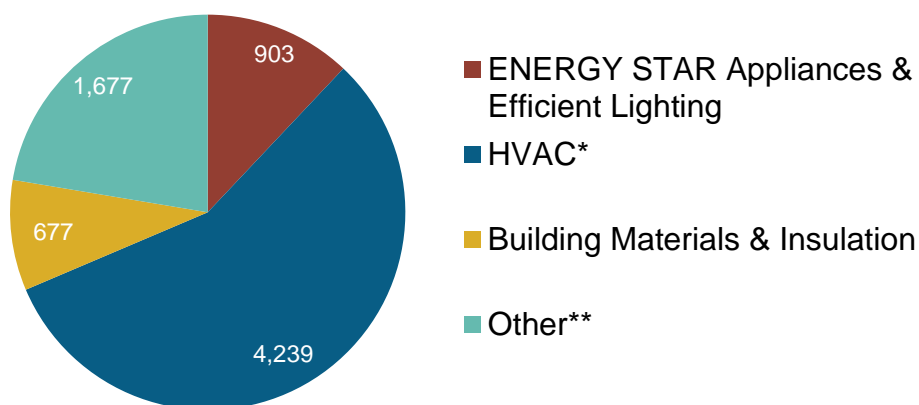
Energy Efficiency Jobs in America

7,496
Total Jobs

What are EE Jobs?

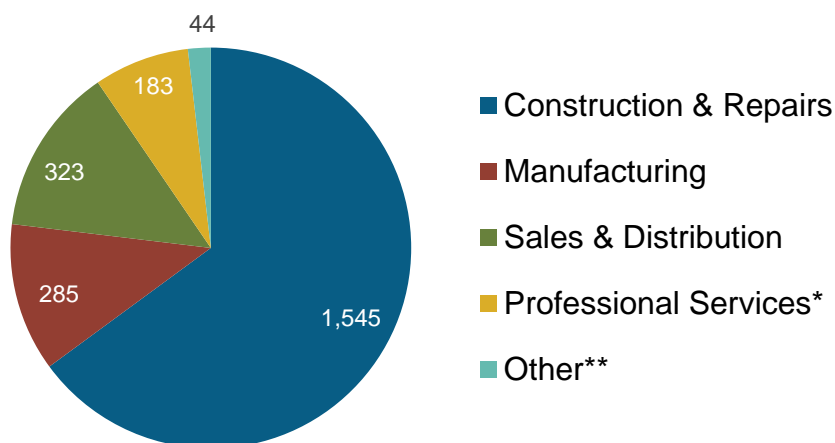
Delivery of goods and services that lower energy use by improving technologies, appliances, buildings, and energy systems.

Jobs by Sector



*Heating, Ventilation, Air Conditioning of higher than standard efficiency/renewable heating & cooling
**Other such as energy audits, building certifications, and software services

Firms by Supply Chain



*Professional services includes finance/accounting, architecture, engineering, R&D, etc.
**Other such as maintenance, and business and nonprofit organizations

**In South Dakota,
EE Jobs
Comprise:**

19%
of All
Construction Jobs

29%
of All
Energy Sector Jobs

13%
of South Dakota
residents employed in
EE are **Veterans**

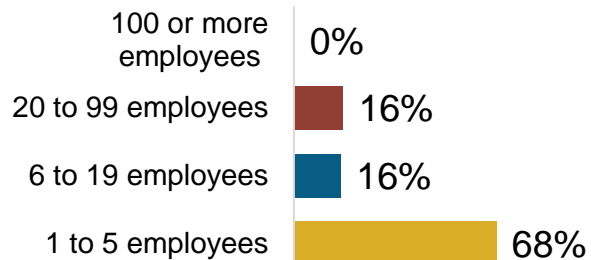
Presented by:



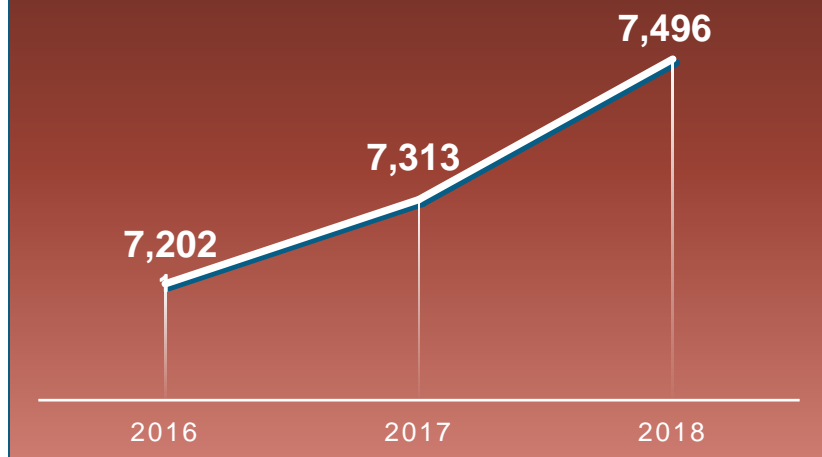
Good for the Economy.
Good for the Environment.

2,380 Energy Efficiency Businesses

Firm Size



WORKERS EMPLOYED



Where are EE Jobs?

Congressional		Metropolitan Areas	
District	Jobs	Area	Jobs
1	7,496	Rapid City	1,169
		Sioux City	132
		Sioux Falls	2,943
		Rural	3,252

[I do]
weatherization
audits and
quality control
inspections.

Steve Nielsen, Rural Office
of Community Services,
Lake Andes, SD

Energy efficiency:
America's
Job-creation
powerhouse

Faces of
EE
JOBS

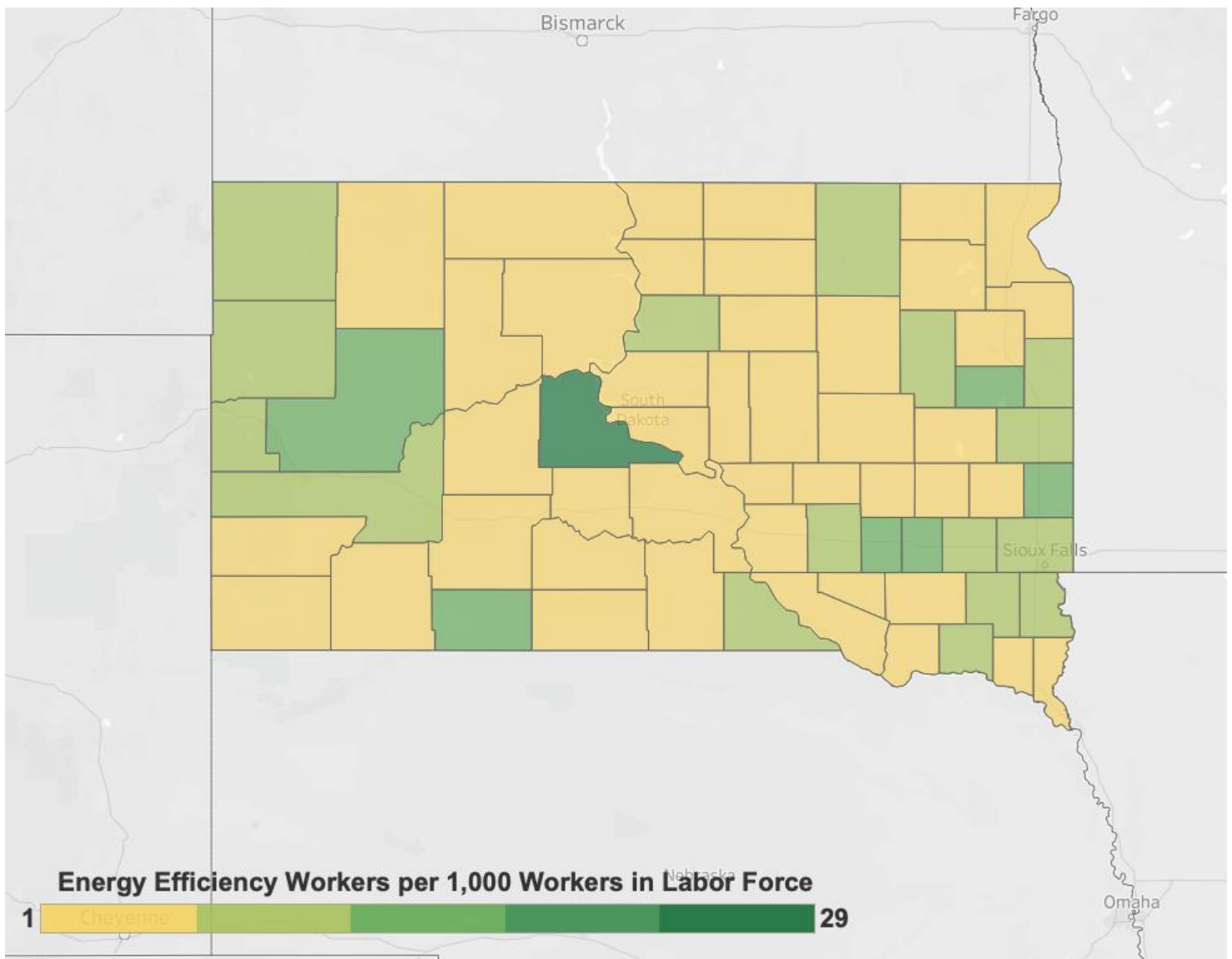
State Senate

District	Jobs		District	Jobs		District	Jobs		District	Jobs
1	542		10	240		19	342		28	241
2	184		11	<5		20	40		29	1,011
3	<5		12	192		21	147		30	218
4	533		13	<5		22	191		31	94
5	<5		14	<5		23	170		32	<5
6	495		15	<5		24	286		33	<5
7	<5		16	148		25	13		34	<5
8	148		17	138		26	87		35	<5
9	1,916		18	37		27	81			

State House of Representatives

District	Jobs		District	Jobs		District	Jobs		District	Jobs
1	625		19	397		37	<5		55	<5
2	202		20	43		38	<5		56	<5
3	<5		21	173		39	<5		57	<5
4	636		22	188		40	<5		58	<5
5	<5		23	195		41	<5		59	<5
6	578		24	313		42	<5		60	<5
7	<5		25	14		43	<5		61	<5
8	170		26	<5		44	<5		62	<5
9	879		27	94		45	<5		63	<5
10	282		28	<5		46	<5		64	<5
11	<5		29	1,269		47	<5		65	<5
12	224		30	252		48	<5		66	<5
13	<5		31	246		49	<5		67	<5
14	<5		32	<5		50	<5		68	<5
15	<5		33	<5		51	<5		69	<5
16	173		34	<5		52	<5		70	<5
17	159		35	<5		53	<5			
18	202		36	<5		54	<5			

Energy Efficiency Jobs by County



E4TheFuture is dedicated to bringing clean, efficient energy home for every American and promotes energy solutions to advance climate protection and economic fairness. Visit www.E4TheFuture.org



E2 is a national, nonpartisan group of business leaders, investors and others who advocate for smart policies that are good for the environment and good for the economy. Visit www.e2.org



BW Research Partnership is a full-service, economic and workforce research consulting firm with offices in Carlsbad, California and Wrentham, Massachusetts. It is the nation's leading provider of accurate, comprehensive energy and clean energy research studies. Visit www.bwresearch.com

Data Source: Unless otherwise stated, all data are from the 2019 U.S. Energy and Employment Report, March 2019, by NASEO and EFI (see pages 9-13 for methodology details). This methodology -- adopted by the U.S. Dept. of Energy for its 2017 U.S. Energy and Employment Report, approved by the Office of Management and Budget and grounded on data collected by the Bureau of Labor Statistics -- provides the broadly accepted best accounting of all U.S. energy workers.

Tennessee

Energy Efficiency Jobs in America

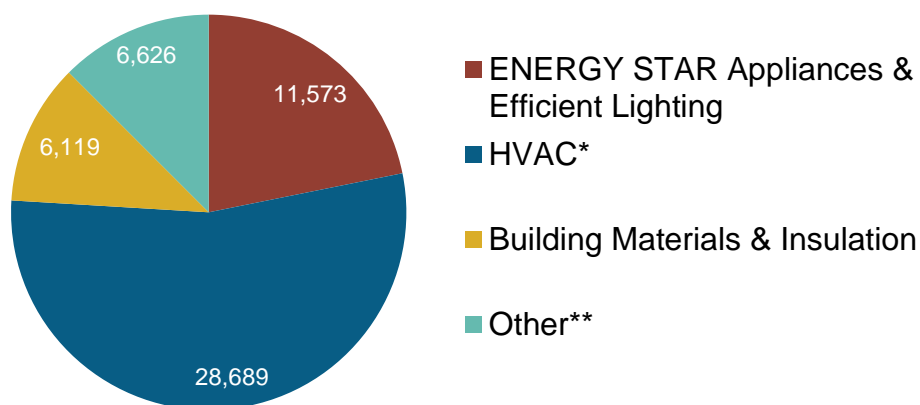
53,006

Total Jobs

What are EE Jobs?

Delivery of goods and services that lower energy use by improving technologies, appliances, buildings, and energy systems.

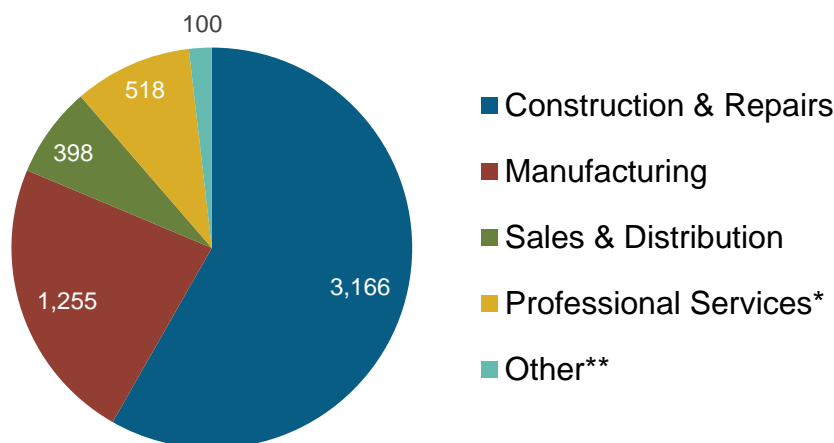
Jobs by Sector



*Heating, Ventilation, Air Conditioning of higher than standard efficiency/renewable heating & cooling

**Other such as energy audits, building certifications, and software services

Firms by Supply Chain



*Professional services includes finance/accounting, architecture, engineering, R&D, etc.

**Other such as maintenance, and business and nonprofit organizations

In Tennessee,
EE Jobs
Comprise:

24%
of All
Construction Jobs

25%
of All
Energy Sector Jobs

12%
of Tennessee
residents employed in
EE are **Veterans**

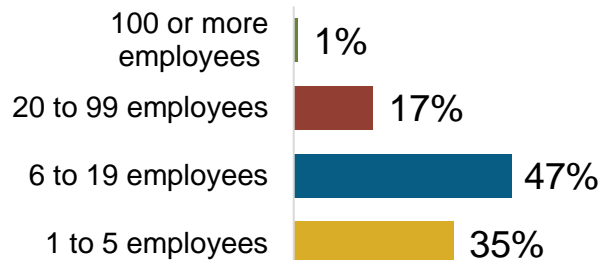
Presented by:



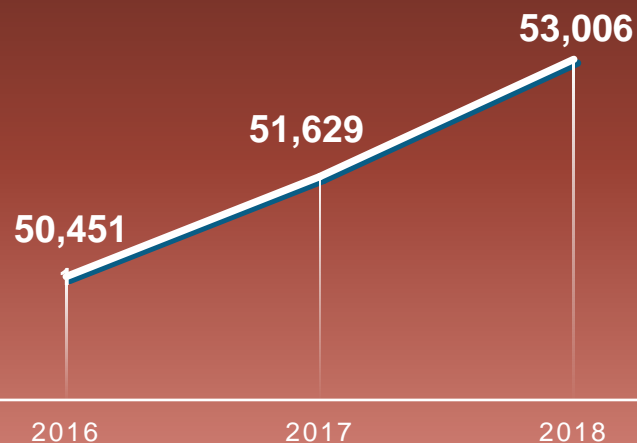
Good for the Economy.
Good for the Environment.

5,437 Energy Efficiency Businesses

Firm Size

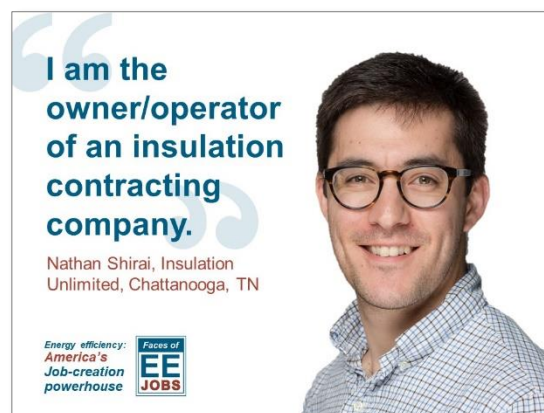


WORKERS EMPLOYED



Where are EE Jobs?

Congressional		Metropolitan Areas	
District	Jobs	Area	Jobs
1	5,407	Chattanooga	3,690
2	7,252	Clarksville	950
3	5,831	Cleveland	1,214
4	5,335	Jackson	1,145
5	9,675	Johnson City	1,443
6	4,210	Kingsport-Bristol-Bristol	1,551
7	3,921	Knoxville	7,152
8	7,770	Memphis	8,735
9	3,607	Morristown	952
		Nashville-Davidson-Murfreesboro-Franklin	15,984
		Rural	10,190



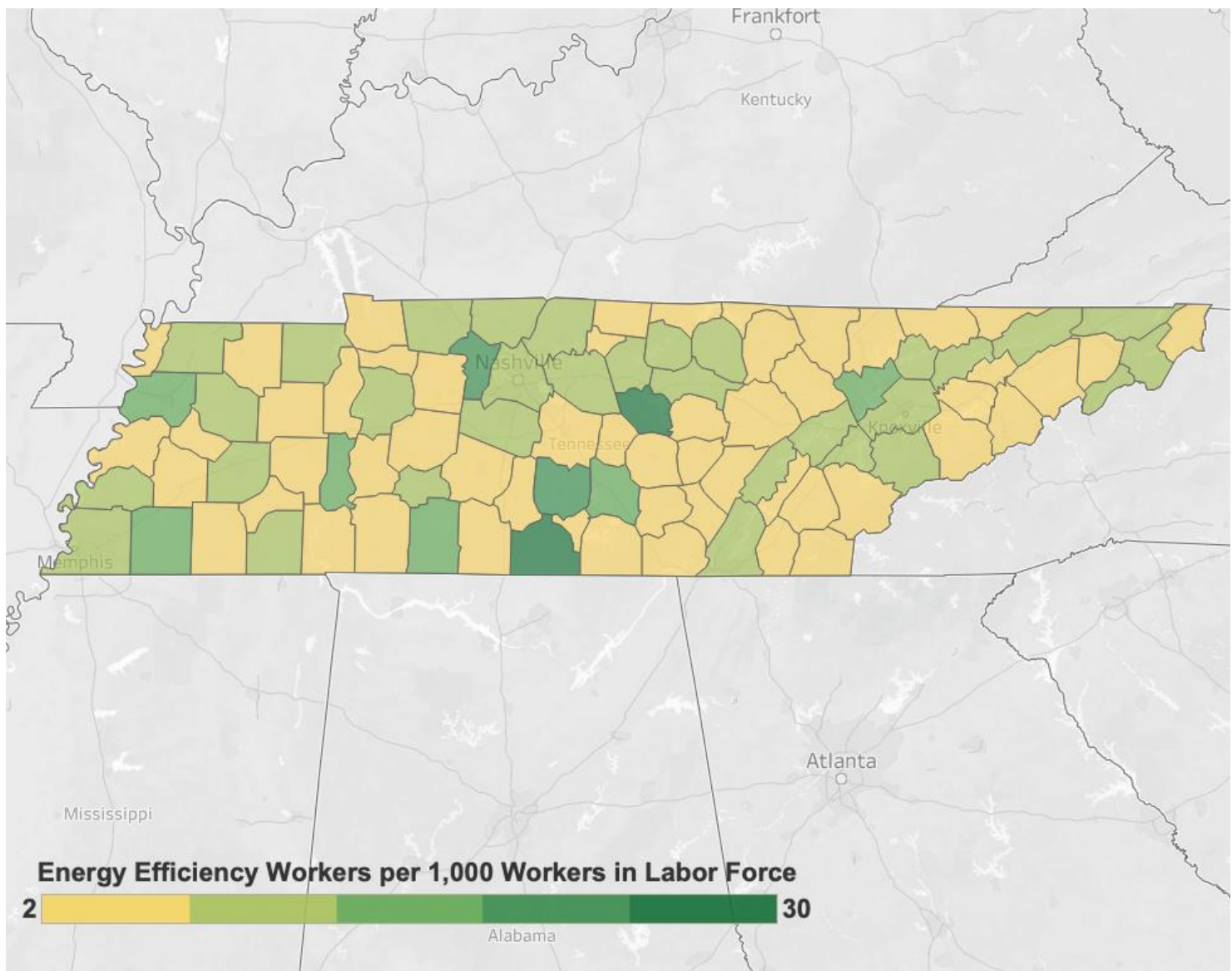
State Senate

District	Jobs		District	Jobs		District	Jobs		District	Jobs
1	2,143		10	2,894		19	5,714		28	629
2	1,522		11	526		20	2,757		29	3,382
3	1,689		12	985		21	<5		30	2,324
4	1,257		13	2,289		22	1,132		31	1,456
5	2,947		14	1,663		23	1,689		32	245
6	2,503		15	1,636		24	2,036		33	354
7	493		16	874		25	878			
8	388		17	1,117		26	1,894			
9	1,230		18	1,636		27	724			

State House of Representatives

District	Jobs		District	Jobs		District	Jobs		District	Jobs
1	1,144		26	2,208		51	3,599		76	503
2	401		27	273		52	1,113		77	327
3	759		28	789		53	1,271		78	115
4	492		29	10		54	<5		79	285
5	556		30	120		55	596		80	151
6	159		31	411		56	78		81	353
7	<5		32	624		57	<5		82	178
8	1,372		33	202		58	80		83	3,184
9	130		34	1,741		59	<5		84	1,225
10	635		35	177		60	<5		85	144
11	438		36	238		61	1,437		86	1,321
12	531		37	504		62	153		87	253
13	2,105		38	416		63	202		88	1,066
14	1,654		39	994		64	587		89	<5
15	644		40	2,113		65	31		90	<5
16	209		41	726		66	352		91	29
17	71		42	10		67	873		92	10
18	158		43	145		68	39		93	<5
19	112		44	26		69	457		94	290
20	59		45	400		70	488		95	356
21	361		46	50		71	281		96	139
22	1,295		47	189		72	358		97	307
23	302		48	10		73	1,165		98	<5
24	<5		49	48		74	83		99	<5
25	1,078		50	1,990		75	451			

Energy Efficiency Jobs by County



E4TheFuture is dedicated to bringing clean, efficient energy home for every American and promotes energy solutions to advance climate protection and economic fairness. Visit www.E4TheFuture.org



E2 is a national, nonpartisan group of business leaders, investors and others who advocate for smart policies that are good for the environment and good for the economy. Visit www.e2.org



BW Research Partnership is a full-service, economic and workforce research consulting firm with offices in Carlsbad, California and Wrentham, Massachusetts. It is the nation's leading provider of accurate, comprehensive energy and clean energy research studies. Visit www.bwresearch.com

Data Source: Unless otherwise stated, all data are from the 2019 U.S. Energy and Employment Report, March 2019, by NASEO and EFI (see pages 9-13 for methodology details). This methodology -- adopted by the U.S. Dept. of Energy for its 2017 U.S. Energy and Employment Report, approved by the Office of Management and Budget and grounded on data collected by the Bureau of Labor Statistics -- provides the broadly accepted best accounting of all U.S. energy workers.

Texas

Energy Efficiency Jobs in America

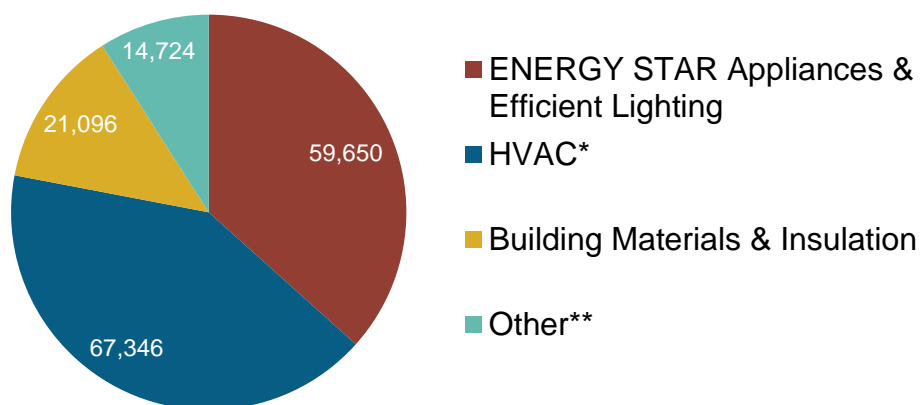
162,816

Total Jobs

What are EE Jobs?

Delivery of goods and services that lower energy use by improving technologies, appliances, buildings, and energy systems.

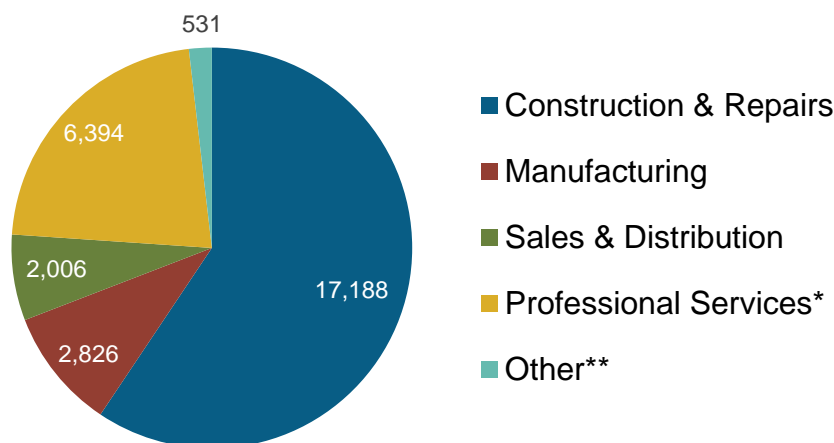
Jobs by Sector



*Heating, Ventilation, Air Conditioning of higher than standard efficiency/renewable heating & cooling

**Other such as energy audits, building certifications, and software services

Firms by Supply Chain



*Professional services includes finance/accounting, architecture, engineering, R&D, etc.

**Other such as maintenance, and business and nonprofit organizations

In Texas,
EE Jobs
Comprise:

13%
of All
Construction Jobs

17%
of All
Energy Sector Jobs

15%
of Texas residents
employed in EE are
Veterans

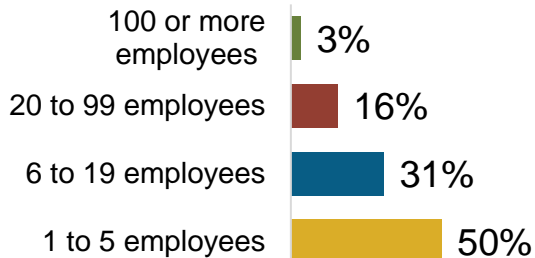
Presented by:



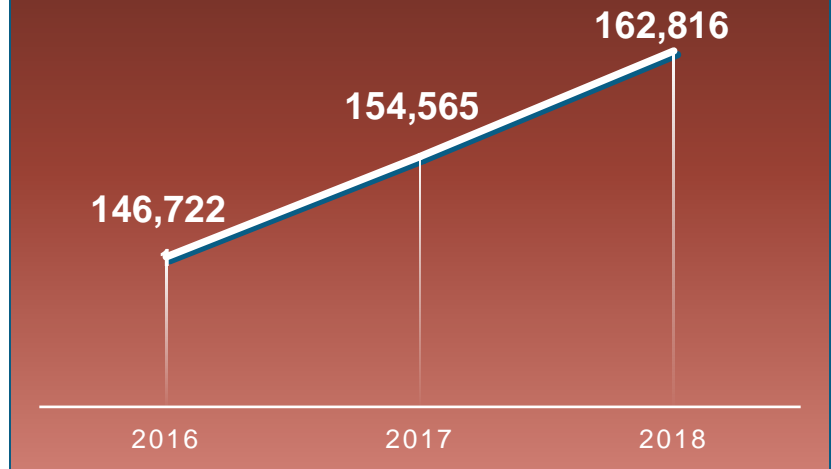
Good for the Economy.
Good for the Environment.

28,945 Energy Efficiency Businesses

Firm Size



WORKERS EMPLOYED



Where are EE Jobs?

Congressional		Metropolitan Areas	
District	Jobs	Area	Jobs
1	5,470	Abilene	1,049
2	15,806	Amarillo	1,929
3	5,926	Austin-Round Rock	15,872
4	3,937	Beaumont-Port Arthur	2,421
5	4,487	Brownsville-Harlingen	1,190
6	5,437	College Station-Bryan	1,173
7	7,411	Corpus Christi	2,735
8	4,364	Dallas-Fort Worth-Arlington	41,235
9	2,741	El Paso	3,747
10	8,476	Houston-Sugar Land-Baytown	43,730
11	6,810	Killeen-Temple-Fort Hood	1,695
12	6,317	Laredo	981
13	5,256	Longview	1,493
14	4,418	Lubbock	1,998
15	4,728	McAllen-Edinburg-Mission	2,418
16	3,717	Midland	1,418
17	3,725	Odessa	1,234
18	4,823	San Angelo	663
19	3,259	San Antonio	12,860
20	5,448	Sherman-Denison	630
21	10,064	Texarkana	635
22	2,864	Tyler	1,881
23	2,001	Victoria	905
24	8,430	Waco	1,333
25	2,313	Wichita Falls	957
26	1,546	Rural	16,635
27	4,534		
28	1,968		
29	1,209		
30	4,938		
31	2,401		
32	2,513		
33	128		
34	1,481		
35	1,036		
36	2,836		



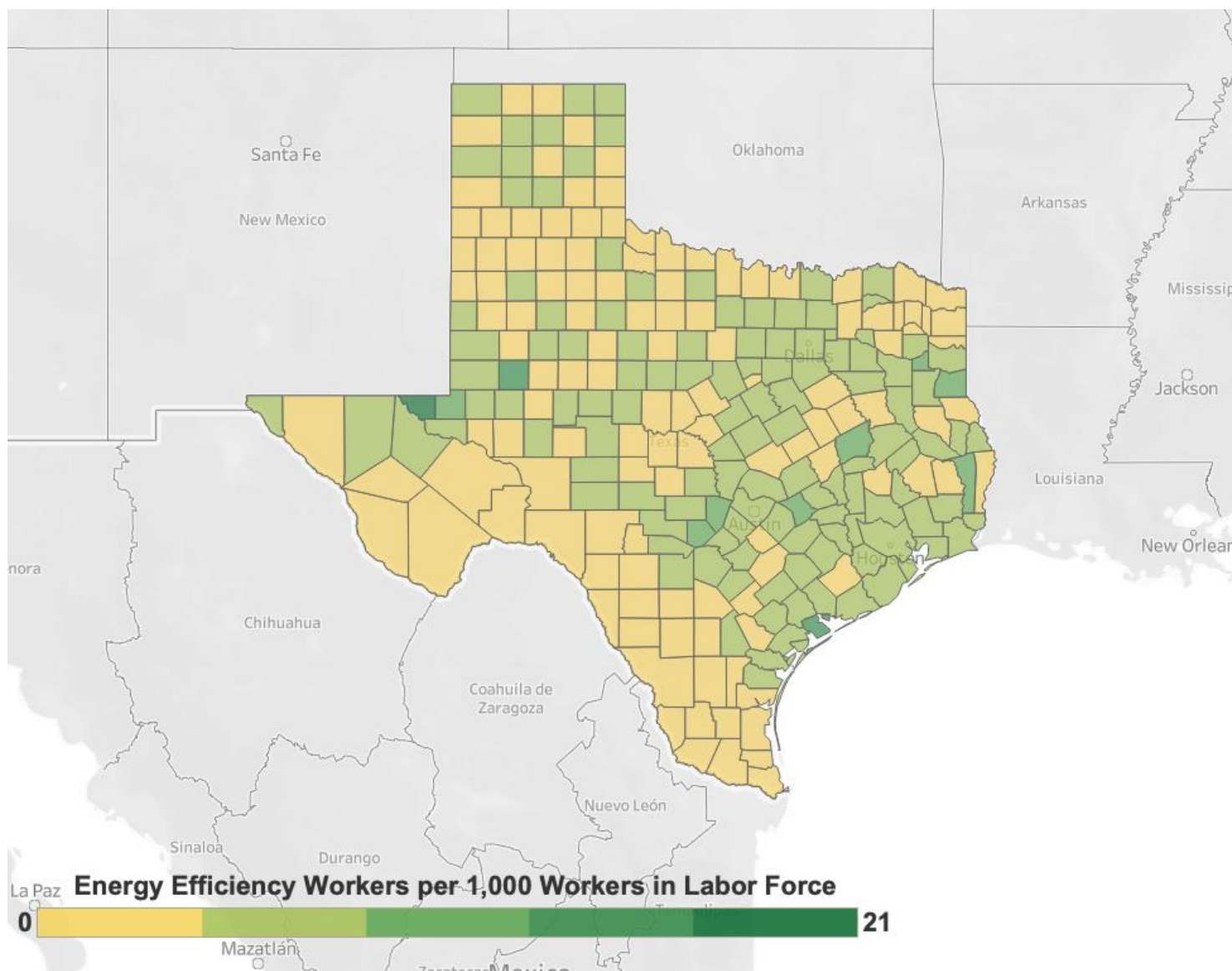
State Senate

District	Jobs		District	Jobs		District	Jobs		District	Jobs
1	5,668		9	7,210		17	4,390		25	6,545
2	5,470		10	4,822		18	4,099		26	1,548
3	4,903		11	3,452		19	5,749		27	1,612
4	7,028		12	3,543		20	3,911		28	4,953
5	6,442		13	6,622		21	3,001		29	3,796
6	10,238		14	9,815		22	4,094		30	3,567
7	8,739		15	2,757		23	2,277		31	6,143
8	7,358		16	7,928		24	5,138			

State House of Representatives

District	Jobs		District	Jobs		District	Jobs		District	Jobs
1	1,243		39	31		77	1,394		115	<5
2	1,182		40	246		78	186		116	2,288
3	3,091		41	<5		79	105		117	605
4	847		42	989		80	323		118	870
5	1,152		43	180		81	1,472		119	449
6	1,320		44	1,465		82	1,549		120	1,830
7	1,171		45	754		83	1,801		121	3,164
8	1,012		46	2,606		84	411		122	224
9	817		47	3,769		85	355		123	<5
10	858		48	2,489		86	1,373		124	119
11	818		49	2,830		87	1,173		125	<5
12	1,477		50	392		88	825		126	3,291
13	1,079		51	173		89	133		127	1,067
14	294		52	252		90	3,439		128	1,496
15	1,210		53	1,482		91	1,442		129	1,043
16	330		54	805		92	1,696		130	142
17	1,585		55	694		93	831		131	2,276
18	759		56	669		94	1,187		132	914
19	974		57	721		95	178		133	4,975
20	2,375		58	1,572		96	74		134	7,690
21	1,513		59	820		97	367		135	1,841
22	506		60	1,421		98	<5		136	<5
23	1,717		61	1,651		99	103		137	136
24	545		62	802		100	4,682		138	686
25	1,019		63	1,534		101	283		139	1,156
26	2,530		64	903		102	2,966		140	1,603
27	444		65	1,491		103	2,717		141	292
28	345		66	1,068		104	45		142	756
29	277		67	1,703		105	639		143	635
30	1,197		68	1,291		106	82		144	469
31	1,123		69	924		107	629		145	403
32	1,984		70	417		108	2,635		146	<5
33	2,718		71	410		109	556		147	453
34	452		72	1,013		110	52		148	<5
35	1,569		73	1,252		111	178		149	<5
36	946		74	697		112	208		150	509
37	745		75	703		113	<5			
38	<5		76	1,269		114	637			

Energy Efficiency Jobs by County



E4TheFuture is dedicated to bringing clean, efficient energy home for every American and promotes energy solutions to advance climate protection and economic fairness. Visit www.E4TheFuture.org



E2 is a national, nonpartisan group of business leaders, investors and others who advocate for smart policies that are good for the environment and good for the economy. Visit www.e2.org



BW Research Partnership is a full-service, economic and workforce research consulting firm with offices in Carlsbad, California and Wrentham, Massachusetts. It is the nation's leading provider of accurate, comprehensive energy and clean energy research studies. Visit www.bwresearch.com

Data Source: Unless otherwise stated, all data are from the 2019 U.S. Energy and Employment Report, March 2019, by NASEO and EFI (see pages 9-13 for methodology details). This methodology -- adopted by the U.S. Dept. of Energy for its 2017 U.S. Energy and Employment Report, approved by the Office of Management and Budget and grounded on data collected by the Bureau of Labor Statistics -- provides the broadly accepted best accounting of all U.S. energy workers.

Utah

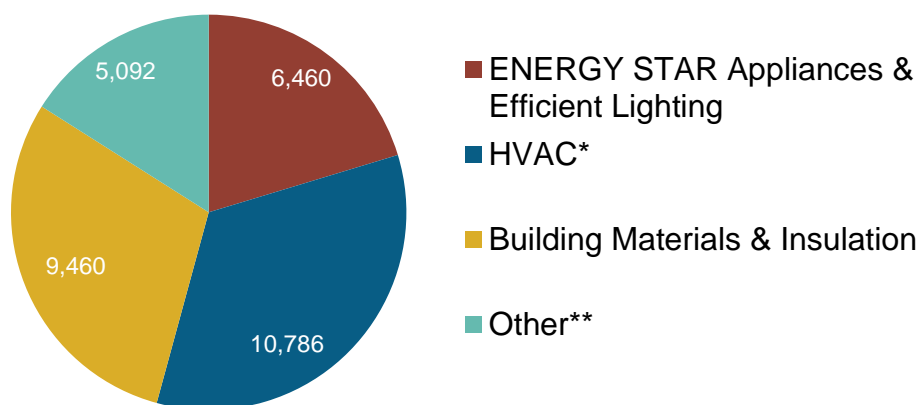
Energy Efficiency Jobs in America

31,798
Total Jobs

What are EE Jobs?

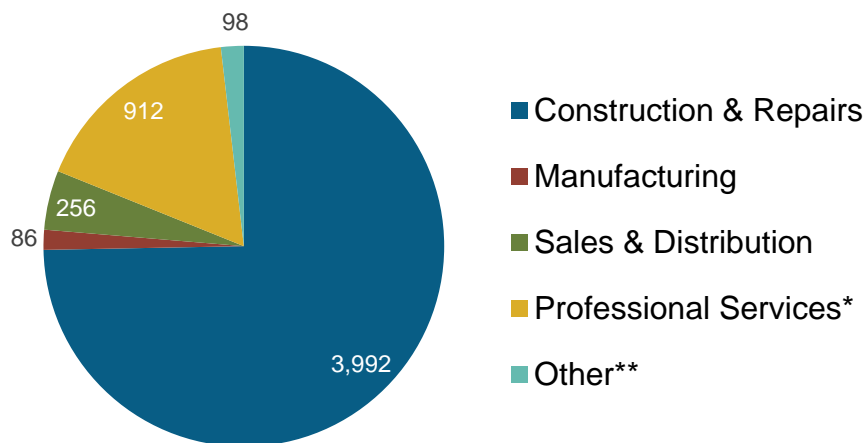
Delivery of goods and services that lower energy use by improving technologies, appliances, buildings, and energy systems.

Jobs by Sector



*Heating, Ventilation, Air Conditioning of higher than standard efficiency/renewable heating & cooling
**Other such as energy audits, building certifications, and software services

Firms by Supply Chain



*Professional services includes finance/accounting, architecture, engineering, R&D, etc.
**Other such as maintenance, and business and nonprofit organizations

In Utah,
EE Jobs
Comprise:

22%
of All
Construction Jobs

38%
of All
Energy Sector Jobs

6%
of Utah residents
employed in EE are
Veterans

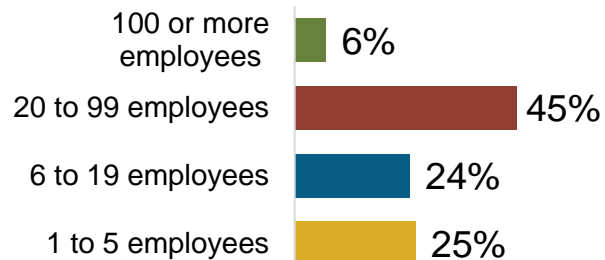
Presented by:



Good for the Economy.
Good for the Environment.

5,344 Energy Efficiency Businesses

Firm Size



WORKERS EMPLOYED



Where are EE Jobs?

Congressional		Metropolitan Areas	
District	Jobs	Area	Jobs
1	6,160	Logan	886
2	11,002	Ogden-Clearfield	4,281
3	12,062	Provo-Orem	7,260
4	2,574	Salt Lake City	14,747
		St. George	1,508
		Rural	3,118

[As] owner & operator, I train my employees.

Jeff Richardson,
J&K Insulation,
Harrisville, UT

Energy efficiency:
America's
Job-creation
powerhouse

Faces of
EE
JOBS

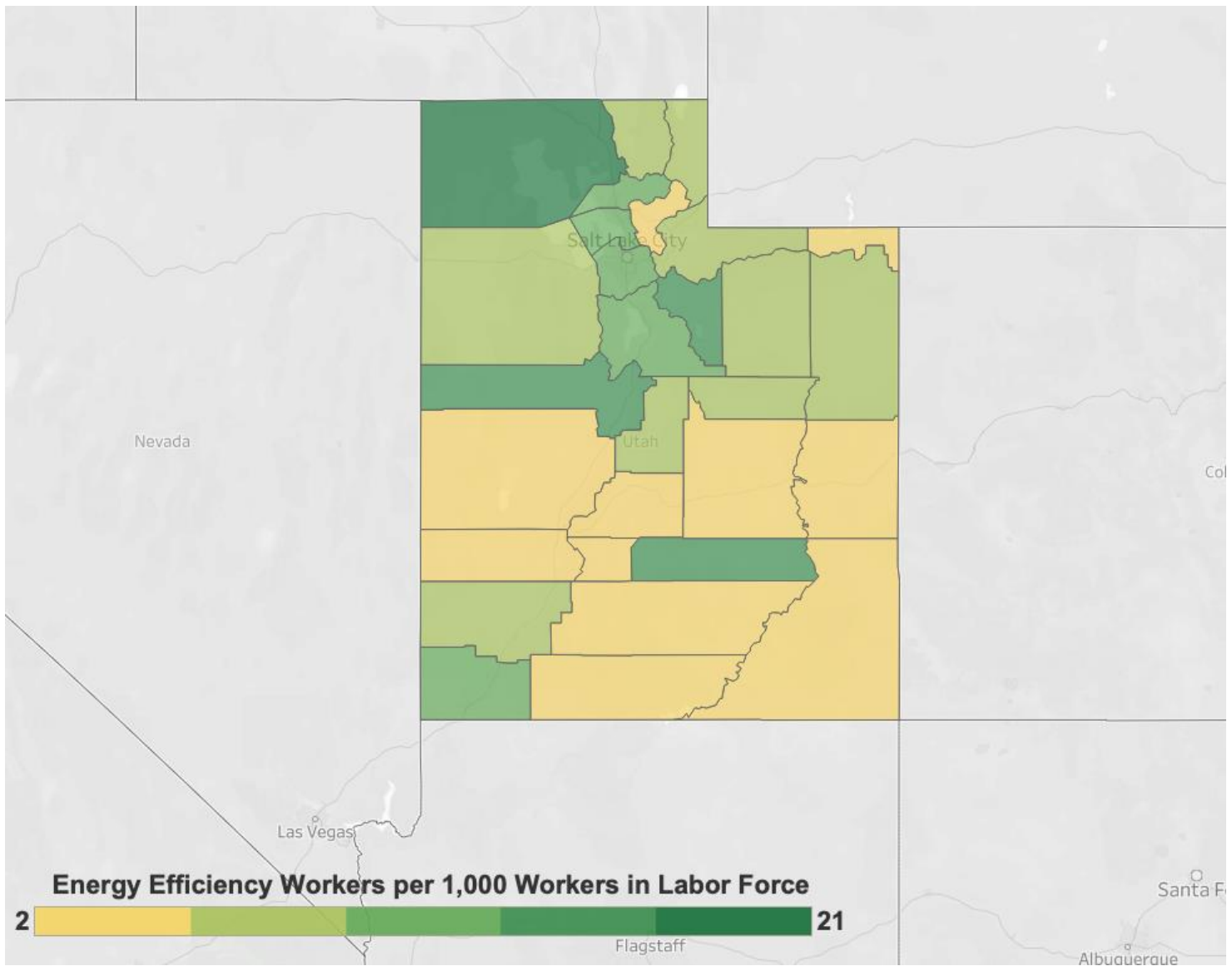
State Senate

District	Jobs		District	Jobs		District	Jobs		District	Jobs
1	2,598		9	392		17	1,056		25	417
2	3,913		10	611		18	1,841		26	1,383
3	2,636		11	2,786		19	954		27	513
4	658		12	252		20	45		28	2,064
5	91		13	146		21	690		29	98
6	1,742		14	2,124		22	460			
7	1,787		15	<5		23	798			
8	848		16	57		24	838			

State House of Representatives

District	Jobs		District	Jobs		District	Jobs		District	Jobs
1	470		20	323		39	<5		58	263
2	2,728		21	253		40	<5		59	954
3	694		22	891		41	303		60	<5
4	45		23	783		42	294		61	519
5	84		24	2,429		43	<5		62	1,355
6	1,477		25	1,619		44	582		63	409
7	540		26	823		45	199		64	<5
8	1,172		27	945		46	<5		65	237
9	321		28	448		47	<5		66	<5
10	30		29	246		48	591		67	24
11	685		30	101		49	<5		68	224
12	94		31	18		50	<5		69	282
13	<5		32	1,576		51	<5		70	286
14	<5		33	450		52	<5		71	560
15	261		34	1,024		53	1,084		72	21
16	23		35	<5		54	527		73	224
17	78		36	1,329		55	13		74	73
18	792		37	<5		56	<5		75	22
19	<5		38	<5		57	<5			

Energy Efficiency Jobs by County



E4TheFuture is dedicated to bringing clean, efficient energy home for every American and promotes energy solutions to advance climate protection and economic fairness. Visit www.E4TheFuture.org



E2 is a national, nonpartisan group of business leaders, investors and others who advocate for smart policies that are good for the environment and good for the economy. Visit www.e2.org



BW Research Partnership is a full-service, economic and workforce research consulting firm with offices in Carlsbad, California and Wrentham, Massachusetts. It is the nation's leading provider of accurate, comprehensive energy and clean energy research studies. Visit www.bwresearch.com

Data Source: Unless otherwise stated, all data are from the 2019 U.S. Energy and Employment Report, March 2019, by NASEO and EFI (see pages 9-13 for methodology details). This methodology -- adopted by the U.S. Dept. of Energy for its 2017 U.S. Energy and Employment Report, approved by the Office of Management and Budget and grounded on data collected by the Bureau of Labor Statistics -- provides the broadly accepted best accounting of all U.S. energy workers.

Vermont

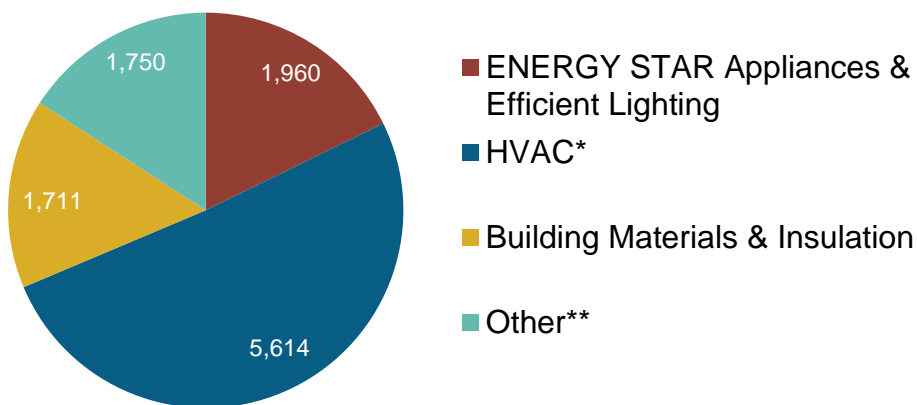
Energy Efficiency Jobs in America

11,035
Total Jobs

What are EE Jobs?

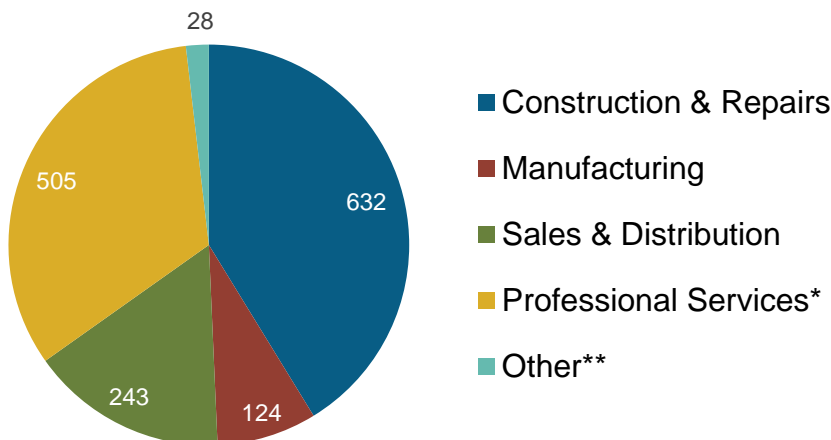
Delivery of goods and services that lower energy use by improving technologies, appliances, buildings, and energy systems.

Jobs by Sector



*Heating, Ventilation, Air Conditioning of higher than standard efficiency/renewable heating & cooling
**Other such as energy audits, building certifications, and software services

Firms by Supply Chain



*Professional services includes finance/accounting, architecture, engineering, R&D, etc.
**Other such as maintenance, and business and nonprofit organizations

In Vermont,
EE Jobs
Comprise:

28%
of All
Construction Jobs

50%
of All
Energy Sector Jobs

14%
of Vermont residents
employed in EE are
Veterans

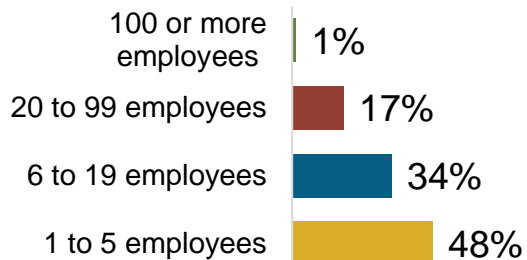
Presented by:



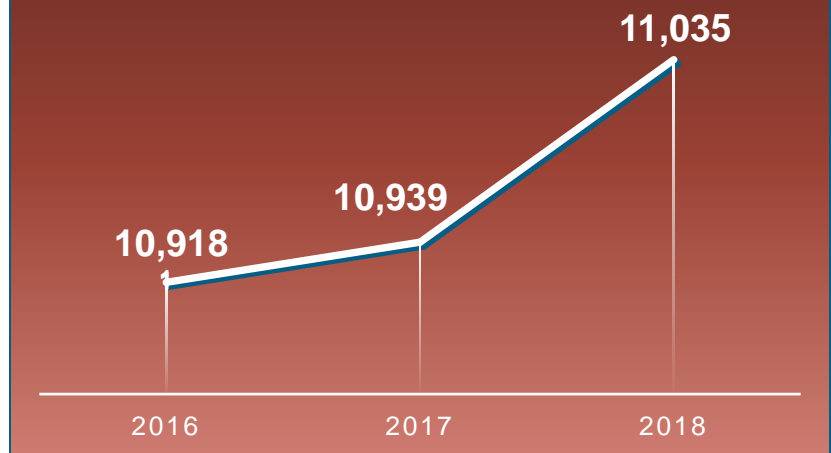
Good for the Economy.
Good for the Environment.

1,533 Energy Efficiency Businesses

Firm Size



WORKERS EMPLOYED



Where are EE Jobs?

Congressional		Metropolitan Areas	
District	Jobs	Area	Jobs
1	11,035	Burlington-South Burlington	3,579
		Rural	7,456

I oversee the production of energy efficient multifamily housing.

Alison Friedkin, Downstreet Housing & Community Development, Moretown, VT

Energy efficiency:
America's
Job-creation
powerhouse



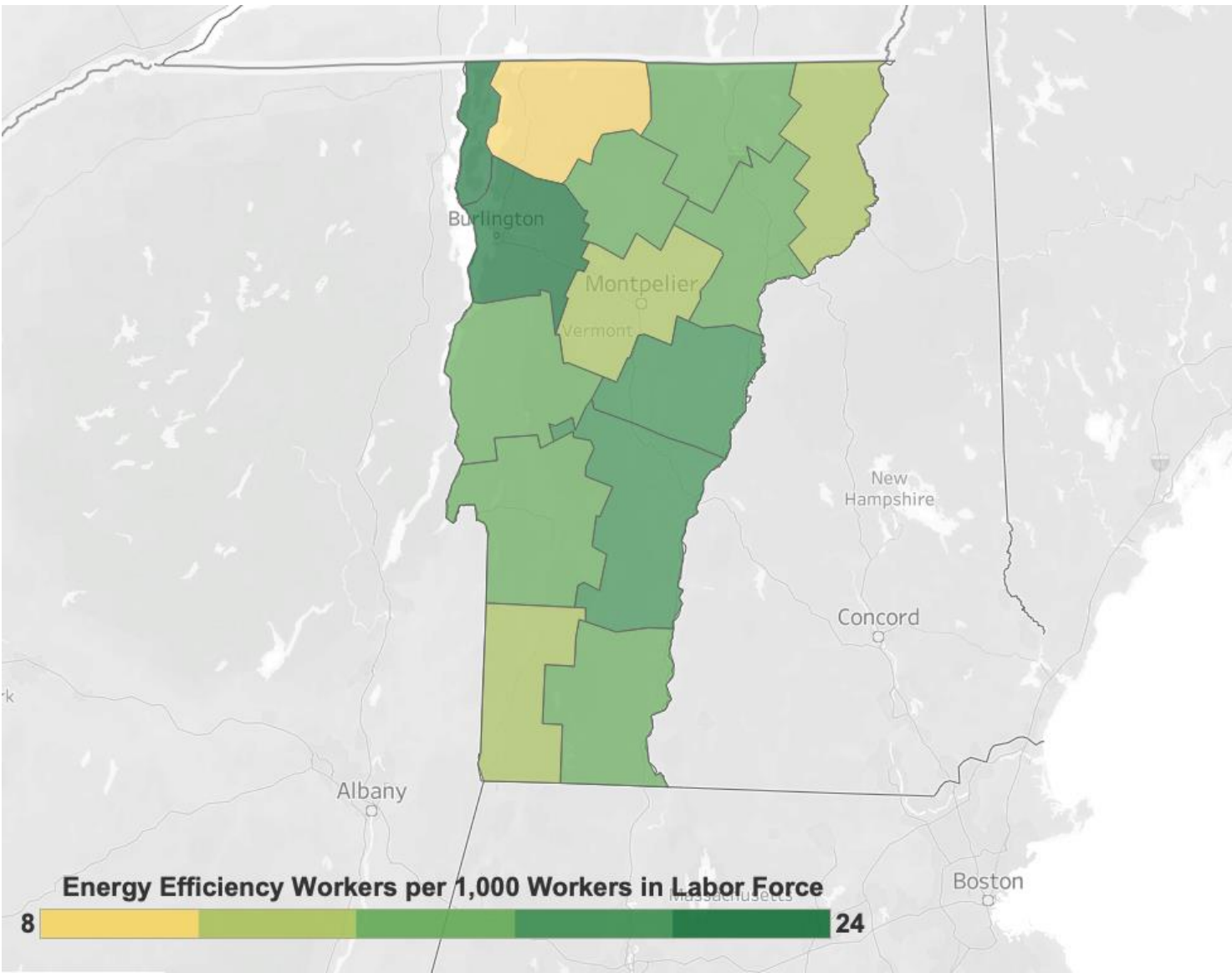
State Senate

District	Jobs		District	Jobs		District	Jobs		District	Jobs
ADD	838		CHI	2,287		ORA	356		WSR	914
BEN	716		E-O	588		RUT	1,047			
CAL	906		FRA	563		WAS	798			
CGI	834		LAM	371		WDM	815			

State House of Representatives

District	Jobs		District	Jobs		District	Jobs		District	Jobs
A-1	171		C71	431		LM2	281		W-1	351
A-2	109		C81	302		LMW	14		W-3	338
A-3	172		C83	22		O-1	199		W-5	64
A-4	270		C91	<5		O-2	94		W-6	37
A-R	117		CA1	206		O-C	89		WA1	357
B-1	229		CA2	66		O-L	21		WA5	54
B-3	137		CA4	129		OLC	37		WA6	7
B-4	118		CAW	121		OR1	458		WA7	495
B-R	186		E-C	55		OR2	17		WAC	102
C-1	132		ECO	93		OWA	148		WBW	73
C10	179		F-1	274		R-1	117		WIB	58
C-2	468		F-2	43		R-2	62		Y-1	261
C-3	108		F-4	166		R-3	21		Y-2	178
C41	82		F-5	31		R-4	468		Y31	26
C51	103		F-6	77		R-6	60		Y41	30
C61	68		F-7	12		R-B	68		YO2	96
C62	553		GIC	109		R-W	220		Y-R	130
C67	380		LM1	129		RW2	153			

Energy Efficiency Jobs by County



E4TheFuture is dedicated to bringing clean, efficient energy home for every American and promotes energy solutions to advance climate protection and economic fairness. Visit www.E4TheFuture.org



E2 is a national, nonpartisan group of business leaders, investors and others who advocate for smart policies that are good for the environment and good for the economy. Visit www.e2.org



BW Research Partnership is a full-service, economic and workforce research consulting firm with offices in Carlsbad, California and Wrentham, Massachusetts. It is the nation's leading provider of accurate, comprehensive energy and clean energy research studies. Visit www.bwresearch.com

Data Source: Unless otherwise stated, all data are from the 2019 U.S. Energy and Employment Report, March 2019, by NASEO and EFI (see pages 9-13 for methodology details). This methodology -- adopted by the U.S. Dept. of Energy for its 2017 U.S. Energy and Employment Report, approved by the Office of Management and Budget and grounded on data collected by the Bureau of Labor Statistics -- provides the broadly accepted best accounting of all U.S. energy workers.

Virginia

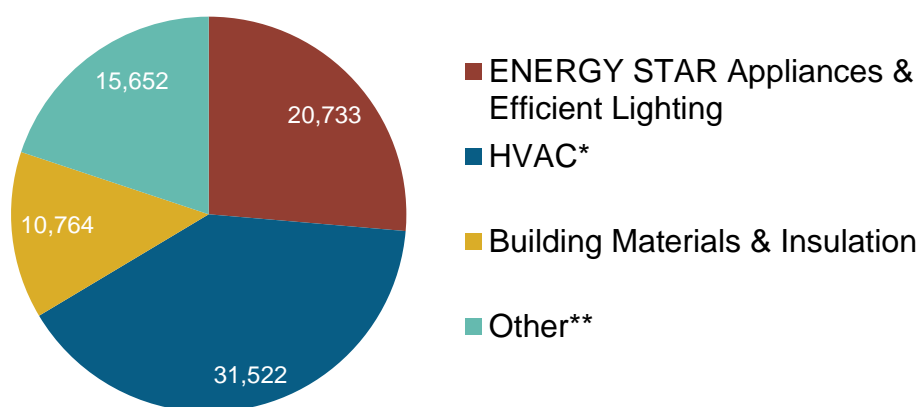
Energy Efficiency Jobs in America

78,670
Total Jobs

What are EE Jobs?

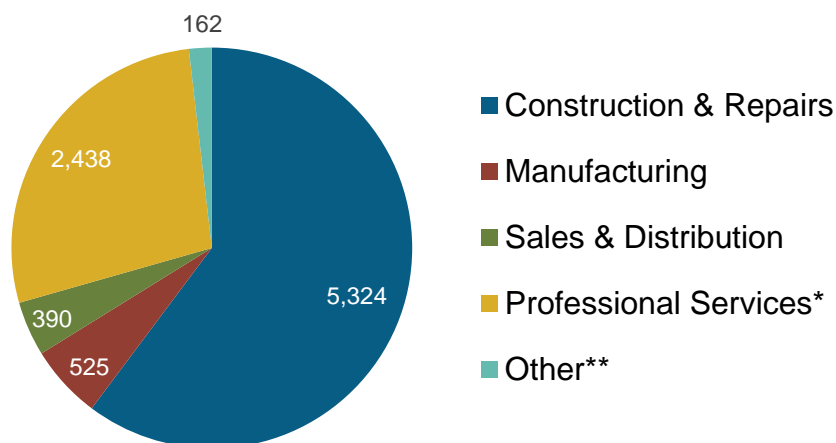
Delivery of goods and services that lower energy use by improving technologies, appliances, buildings, and energy systems.

Jobs by Sector



*Heating, Ventilation, Air Conditioning of higher than standard efficiency/renewable heating & cooling
**Other such as energy audits, building certifications, and software services

Firms by Supply Chain



*Professional services includes finance/accounting, architecture, engineering, R&D, etc.
**Other such as maintenance, and business and nonprofit organizations

In Virginia,
EE Jobs
Comprise:

24%
of All
Construction Jobs

42%
of All
Energy Sector Jobs

7%
of Virginia residents
employed in EE are
Veterans

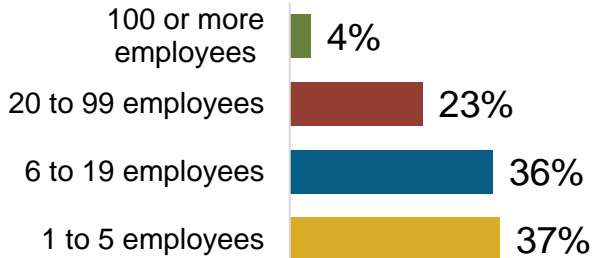
Presented by:



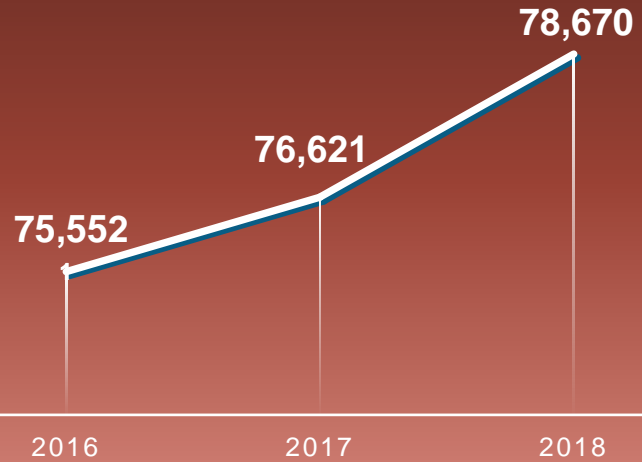
Good for the Economy.
Good for the Environment.

8,839 Energy Efficiency Businesses

Firm Size



WORKERS EMPLOYED



Where are EE Jobs?

Congressional		Metropolitan Areas	
District	Jobs	Area	Jobs
1	8,636	Blacksburg-Christiansburg-Radford	1,155
2	7,728	Charlottesville	2,946
3	7,502	Danville	732
4	6,023	Harrisonburg	1,161
5	9,938	Kingsport-Bristol-Bristol	833
6	6,135	Lynchburg	2,283
7	5,172	Richmond	13,212
8	10,193	Roanoke	3,137
9	4,185	Virginia Beach-Norfolk-Newport News	14,746
10	11,740	Virginia-Arlington-Alexandria	29,427
11	1,417	Winchester	1,112
		Rural	7,926

I promote sufficient insulation levels [to] reduce GHG emissions.

Stacey Fitzgerald-Redd, NAIMA, Alexandria, VA

Energy efficiency: America's Job-creation powerhouse



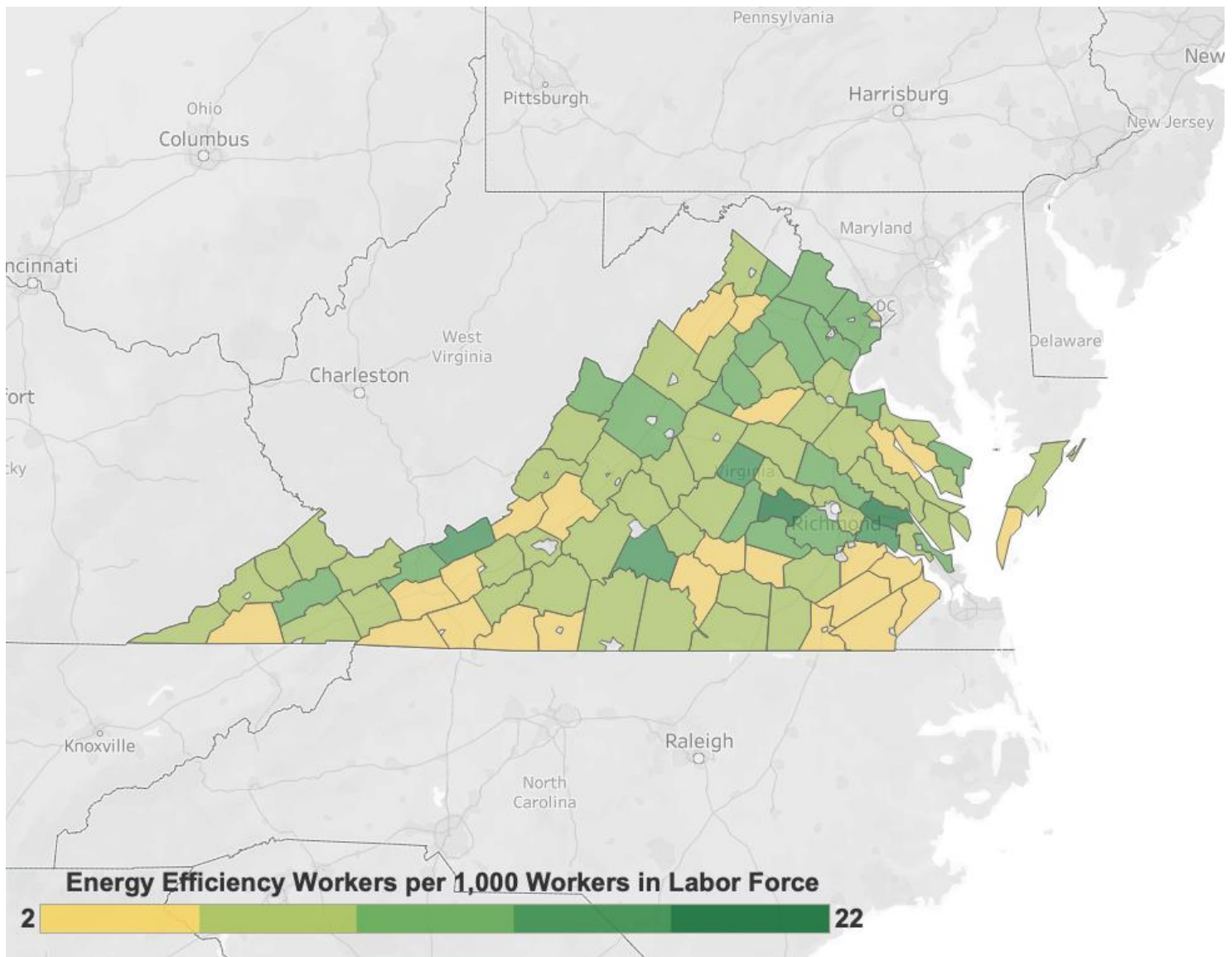
State Senate

District	Jobs		District	Jobs		District	Jobs		District	Jobs
1	3,165		11	1,024		21	1,377		31	6,068
2	1,069		12	981		22	1,664		32	3,309
3	1,108		13	4,562		23	457		33	<5
4	3,076		14	1,449		24	2,522		34	3,205
5	3,480		15	2,538		25	2,050		35	1,398
6	774		16	12		26	1,064		36	660
7	3,044		17	2,126		27	2,508		37	407
8	1,243		18	648		28	1,625		38	1,148
9	4,678		19	3,846		29	1,053		39	<5
10	3,910		20	596		30	3,710		40	1,118

State House of Delegates

District	Jobs		District	Jobs		District	Jobs		District	Jobs
1	484		26	36		51	<5		76	720
2	1,036		27	2,628		52	23		77	121
3	653		28	819		53	<5		78	521
4	598		29	790		54	837		79	1,612
5	603		30	396		55	1,679		80	69
6	446		31	1,077		56	1,203		81	1,239
7	1,017		32	1,274		57	1,281		82	<5
8	1,104		33	194		58	289		83	1,213
9	1,087		34	4,031		59	512		84	<5
10	2,303		35	2,336		60	429		85	<5
11	1,569		36	1,692		61	720		86	<5
12	93		37	568		62	1,341		87	<5
13	1,834		38	1,656		63	276		88	11
14	652		39	1,629		64	1,071		89	153
15	1,004		40	393		65	69		90	<5
16	209		41	172		66	69		91	979
17	106		42	210		67	915		92	275
18	1,336		43	465		68	2,233		93	760
19	813		44	193		69	1,790		94	1,365
20	1,160		45	2,267		70	<5		95	<5
21	4,054		46	<5		71	317		96	177
22	1,146		47	1,841		72	608		97	512
23	163		48	588		73	<5		98	460
24	397		49	<5		74	704		99	657
25	1,725		50	81		75	256		100	275

Energy Efficiency Jobs by County



E4TheFuture is dedicated to bringing clean, efficient energy home for every American and promotes energy solutions to advance climate protection and economic fairness. Visit www.E4TheFuture.org



E2 is a national, nonpartisan group of business leaders, investors and others who advocate for smart policies that are good for the environment and good for the economy. Visit www.e2.org



BW Research Partnership is a full-service, economic and workforce research consulting firm with offices in Carlsbad, California and Wrentham, Massachusetts. It is the nation's leading provider of accurate, comprehensive energy and clean energy research studies. Visit www.bwresearch.com

Data Source: Unless otherwise stated, all data are from the 2019 U.S. Energy and Employment Report, March 2019, by NASEO and EFI (see pages 9-13 for methodology details). This methodology -- adopted by the U.S. Dept. of Energy for its 2017 U.S. Energy and Employment Report, approved by the Office of Management and Budget and grounded on data collected by the Bureau of Labor Statistics -- provides the broadly accepted best accounting of all U.S. energy workers.

Washington

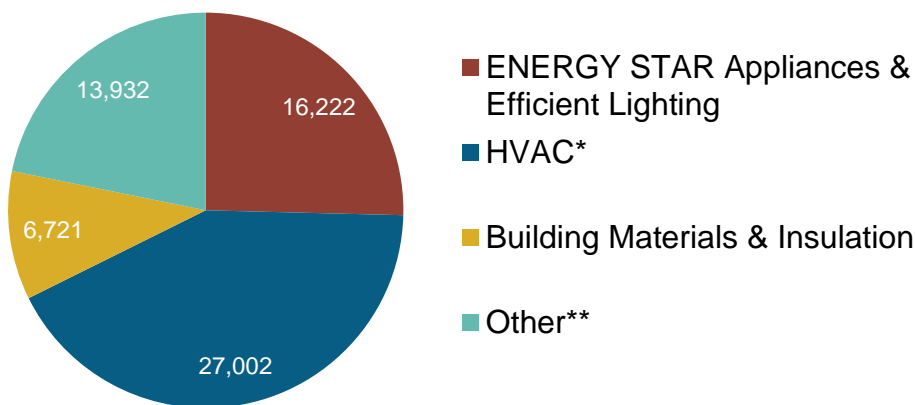
Energy Efficiency Jobs in America

63,877
Total Jobs

What are EE Jobs?

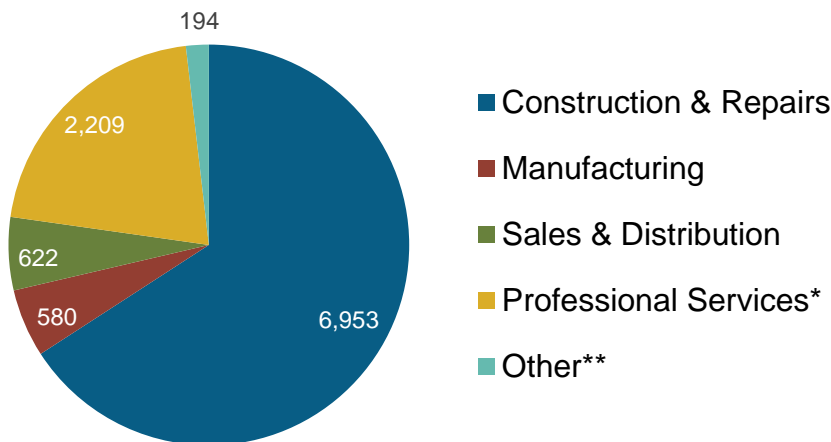
Delivery of goods and services that lower energy use by improving technologies, appliances, buildings, and energy systems.

Jobs by Sector



*Heating, Ventilation, Air Conditioning of higher than standard efficiency/renewable heating & cooling
**Other such as energy audits, building certifications, and software services

Firms by Supply Chain



*Professional services includes finance/accounting, architecture, engineering, R&D, etc.
**Other such as maintenance, and business and nonprofit organizations

**In Washington,
EE Jobs
Comprise:**

21%
of All
Construction Jobs

42%
of All
Energy Sector Jobs

16%
of Washington
residents employed in
EE are **Veterans**

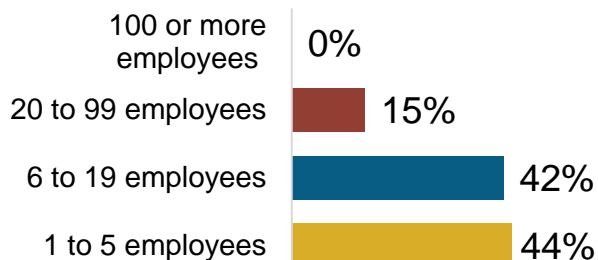
Presented by:



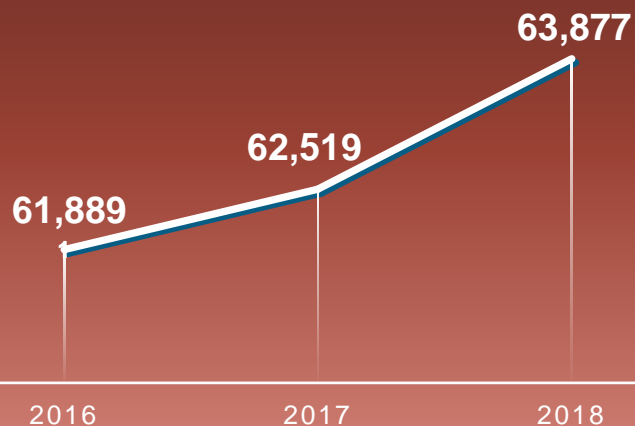
Good for the Economy.
Good for the Environment.

10,558 Energy Efficiency Businesses

Firm Size



WORKERS EMPLOYED



Where are EE Jobs?

Congressional		Metropolitan Areas	
District	Jobs	Area	Jobs
1	11,184	Bellingham	2,302
2	5,283	Bremerton-Silverdale	2,243
3	6,147	Kennewick-Richland-Pasco	1,688
4	4,641	Lewiston	141
5	5,840	Longview	741
6	7,213	Mount Vernon-Anacortes	1,000
7	11,559	Olympia	2,300
8	6,250	Portland-Vancouver-Beaverton	4,366
9	2,964	Seattle-Tacoma-Bellevue	35,101
10	2,795	Spokane	4,900
		Wenatchee	984
		Yakima	1,546
		Rural	6,567

I am the CEO. [Our] smart window reduces energy use in a building by 20-30%.

Del Bankston,
RavenWindow,
Ellensburg, WA

Energy efficiency:
America's
Job-creation
powerhouse

Faces of
EE
JOBS

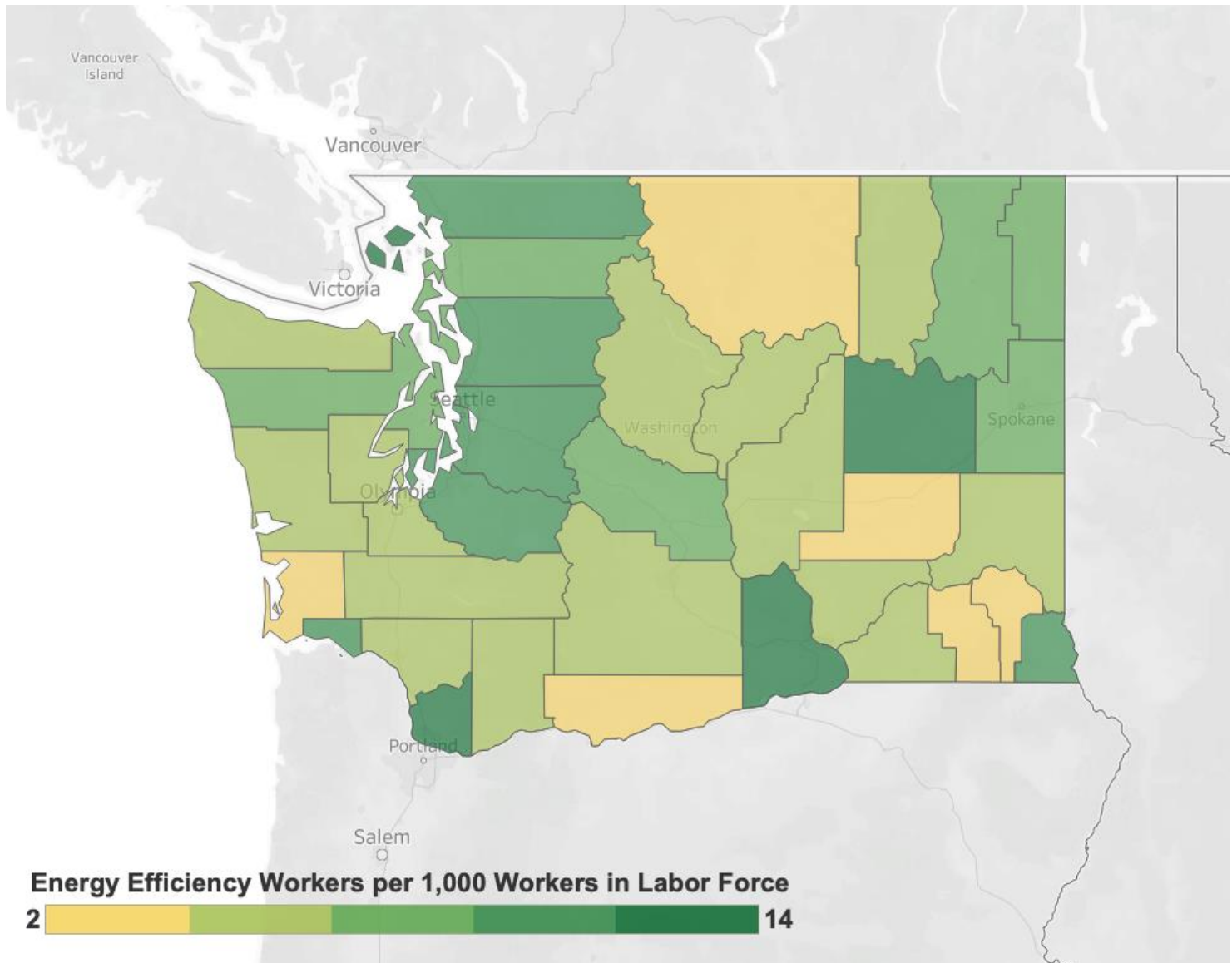
State Senate

District	Jobs		District	Jobs		District	Jobs		District	Jobs
1	2,945		14	1,599		27	1,626		40	2,005
2	1,578		15	115		28	830		41	3,452
3	3,118		16	190		29	387		42	729
4	1,150		17	2,300		30	1,425		43	1,216
5	2,388		18	713		31	97		44	<5
6	465		19	1,534		32	689		45	1,493
7	841		20	1,354		33	355		46	281
8	1,404		21	1,428		34	724		47	<5
9	1,119		22	586		35	495		48	<5
10	2,405		23	1,991		36	4,789		49	611
11	3,750		24	1,020		37	1,870			
12	1,185		25	1,278		38	1,326			
13	1,025		26	955		39	1,038			

State House of Representatives

District	Jobs		District	Jobs		District	Jobs		District	Jobs
1	2,946		14	1,623		27	1,628		40	1,991
2	1,579		15	116		28	830		41	3,456
3	3,132		16	191		29	<5		42	732
4	1,155		17	2,341		30	1,424		43	1,233
5	2,392		18	716		31	97		44	<5
6	467		19	1,540		32	689		45	1,494
7	845		20	1,366		33	368		46	281
8	1,411		21	1,429		34	729		47	<5
9	1,124		22	588		35	497		48	<5
10	2,445		23	2,000		36	4,831		49	613
11	3,856		24	1,024		37	1,880			
12	1,190		25	1,278		38	1,327			
13	1,029		26	956		39	1,039			

Energy Efficiency Jobs by County



E4TheFuture is dedicated to bringing clean, efficient energy home for every American and promotes energy solutions to advance climate protection and economic fairness. Visit www.E4TheFuture.org



E2 is a national, nonpartisan group of business leaders, investors and others who advocate for smart policies that are good for the environment and good for the economy. Visit www.e2.org



BW Research Partnership is a full-service, economic and workforce research consulting firm with offices in Carlsbad, California and Wrentham, Massachusetts. It is the nation's leading provider of accurate, comprehensive energy and clean energy research studies. Visit www.bwresearch.com

Data Source: Unless otherwise stated, all data are from the 2019 U.S. Energy and Employment Report, March 2019, by NASEO and EFI (see pages 9-13 for methodology details). This methodology -- adopted by the U.S. Dept. of Energy for its 2017 U.S. Energy and Employment Report, approved by the Office of Management and Budget and grounded on data collected by the Bureau of Labor Statistics -- provides the broadly accepted best accounting of all U.S. energy workers.

West Virginia

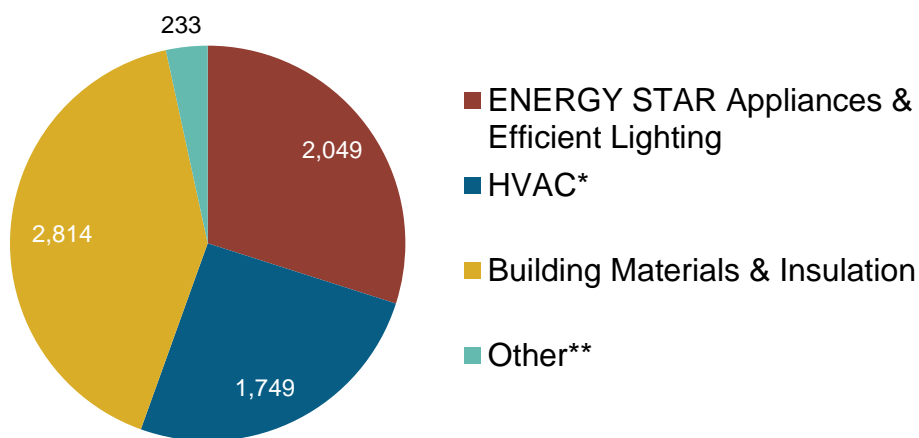
Energy Efficiency Jobs in America

6,844
Total Jobs

What are EE Jobs?

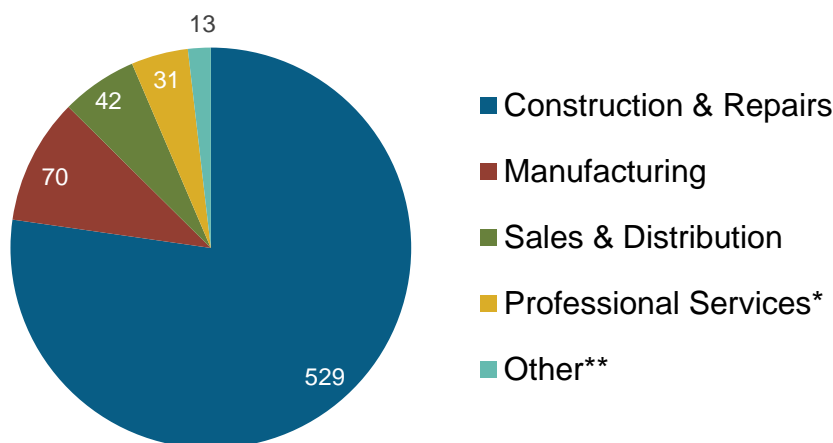
Delivery of goods and services that lower energy use by improving technologies, appliances, buildings, and energy systems.

Jobs by Sector



*Heating, Ventilation, Air Conditioning of higher than standard efficiency/renewable heating & cooling
**Other such as energy audits, building certifications, and software services

Firms by Supply Chain



*Professional services includes finance/accounting, architecture, engineering, R&D, etc.
**Other such as maintenance, and business and nonprofit organizations

**In West Virginia,
EE Jobs
Comprise:**

12%
of All
Construction Jobs

12%
of All
Energy Sector Jobs

16%
of West Virginia
residents employed in
EE are **Veterans**

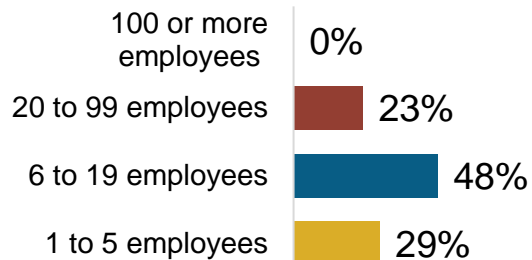
Presented by:



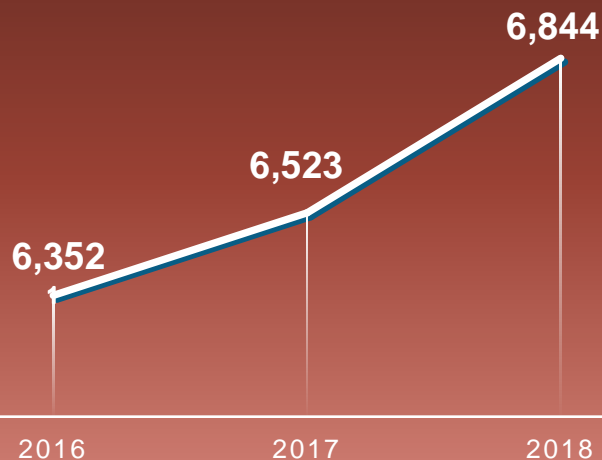
Good for the Economy.
Good for the Environment.

684 Energy Efficiency Businesses

Firm Size



WORKERS EMPLOYED



Where are EE Jobs?

Congressional		Metropolitan Areas	
District	Jobs	Area	Jobs
1	2,700	Charleston	1,107
2	2,373	Cumberland	62
3	1,771	Hagerstown-Martinsburg	352
		Huntington-Ashland	422
		Morgantown	478
		Parkersburg-Marietta-Vienna	378
		Washington-Arlington-Alexandria	1,213
		Weirton-Steubenville	143
		Wheeling	289
		Winchester	87
		Rural	2,314

[I am a] state energy efficiency program administrator.

John Cain,
Community Resources, Inc.,
Waverly, WV

Energy efficiency:
America's
Job-creation
powerhouse



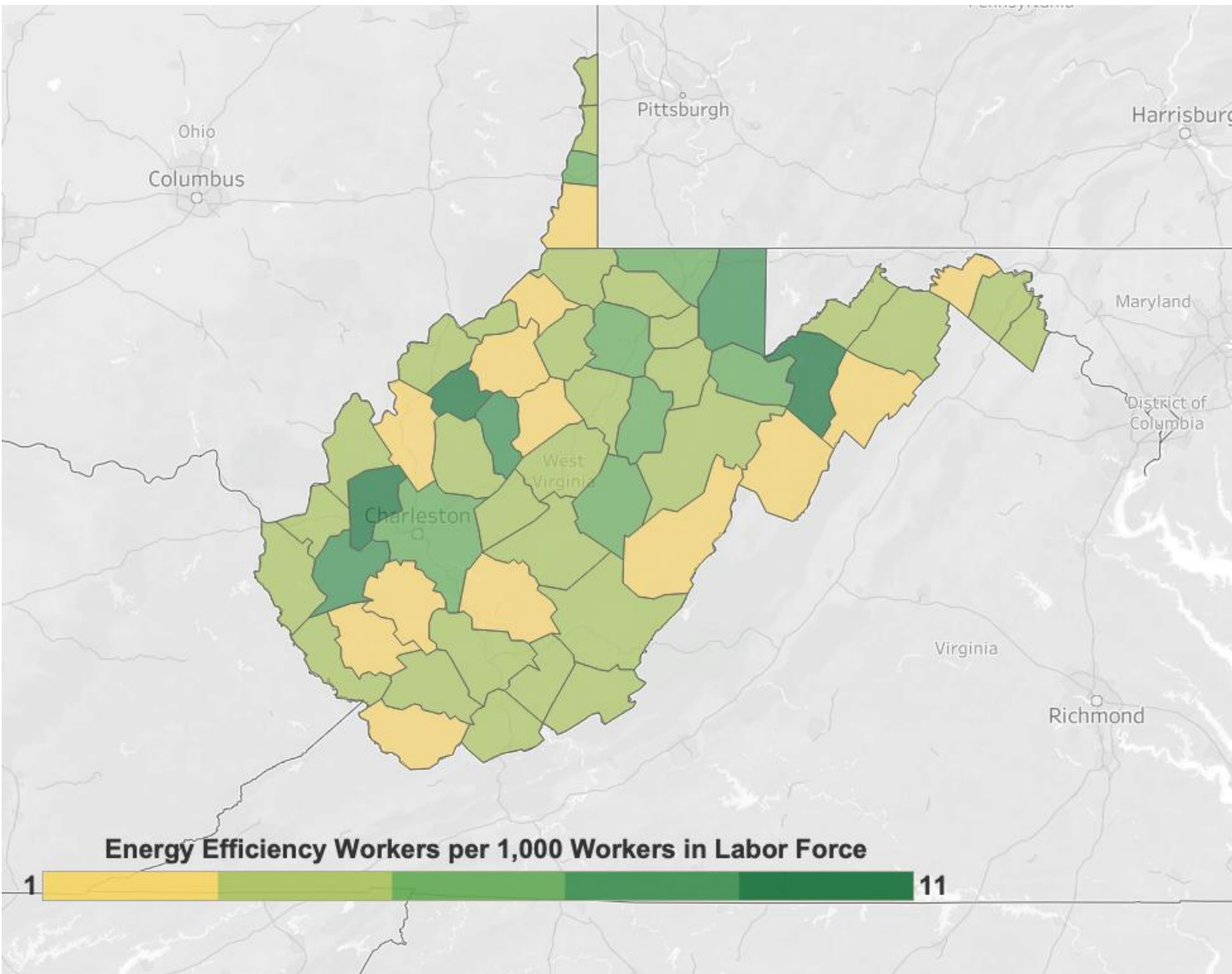
State Upper House

District	Jobs		District	Jobs		District	Jobs		District	Jobs
1	483		11	436		21	<5		31	<5
2	956		12	499		22	<5		32	<5
3	497		13	33		23	<5		33	<5
4	521		14	281		24	<5		34	<5
5	430		15	435		25	<5			
6	305		16	277		26	<5			
7	152		17	31		27	<5			
8	819		18	<5		28	<5			
9	420		19	<5		29	<5			
10	270		20	<5		30	<5			

State Lower House

District	Jobs		District	Jobs		District	Jobs		District	Jobs
1	144		28	337		55	60		82	<5
2	267		29	35		56	31		83	<5
3	24		30	<5		57	75		84	<5
4	106		31	41		58	128		85	<5
5	33		32	150		59	159		86	<5
6	65		33	44		60	115		87	<5
7	43		34	67		61	27		88	<5
8	160		35	720		62	<5		89	<5
9	272		36	140		63	58		90	<5
10	<5		37	<5		64	<5		91	<5
11	166		38	<5		65	106		92	<5
12	15		39	12		66	14		93	<5
13	129		40	<5		67	<5		94	<5
14	178		41	23		68	<5		95	<5
15	57		42	134		69	<5		96	<5
16	336		43	170		70	<5		97	<5
17	64		44	133		71	<5		98	<5
18	<5		45	<5		72	<5		99	<5
19	71		46	80		73	<5		100	<5
20	87		47	185		74	<5			
21	21		48	488		75	<5			
22	51		49	190		76	<5			
23	18		50	10		77	<5			
24	30		51	313		78	<5			
25	127		52	83		79	<5			
26	96		53	13		80	<5			
27	26		54	111		81	<5			

Energy Efficiency Jobs by County



E4TheFuture is dedicated to bringing clean, efficient energy home for every American and promotes energy solutions to advance climate protection and economic fairness. Visit www.E4TheFuture.org



E2 is a national, nonpartisan group of business leaders, investors and others who advocate for smart policies that are good for the environment and good for the economy. Visit www.e2.org



BW Research Partnership is a full-service, economic and workforce research consulting firm with offices in Carlsbad, California and Wrentham, Massachusetts. It is the nation's leading provider of accurate, comprehensive energy and clean energy research studies. Visit www.bwresearch.com

Data Source: Unless otherwise stated, all data are from the 2019 U.S. Energy and Employment Report, March 2019, by NASEO and EFI (see pages 9-13 for methodology details). This methodology -- adopted by the U.S. Dept. of Energy for its 2017 U.S. Energy and Employment Report, approved by the Office of Management and Budget and grounded on data collected by the Bureau of Labor Statistics -- provides the broadly accepted best accounting of all U.S. energy workers.

Wisconsin

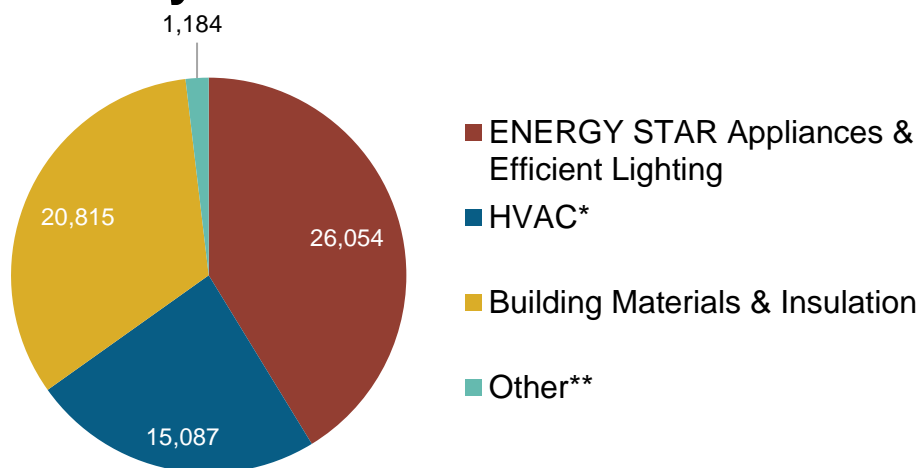
Energy Efficiency Jobs in America

63,141
Total Jobs

What are EE Jobs?

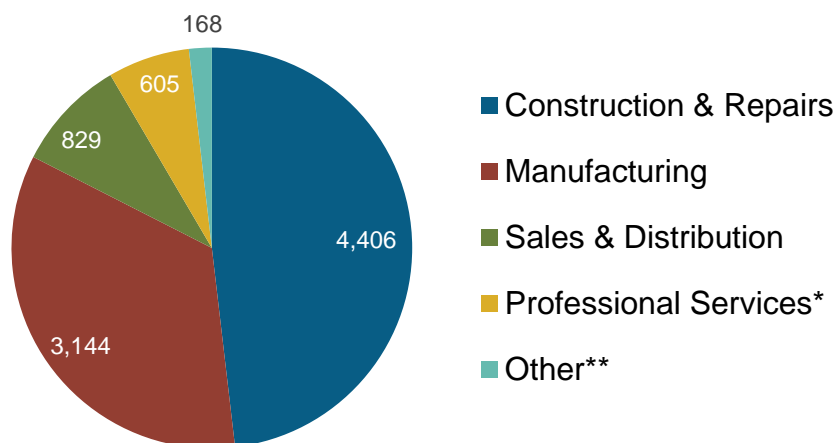
Delivery of goods and services that lower energy use by improving technologies, appliances, buildings, and energy systems.

Jobs by Sector



*Heating, Ventilation, Air Conditioning of higher than standard efficiency/renewable heating & cooling
**Other such as energy audits, building certifications, and software services

Firms by Supply Chain



*Professional services includes finance/accounting, architecture, engineering, R&D, etc.
**Other such as maintenance, and business and nonprofit organizations

In Wisconsin,
EE Jobs
Comprise:

23%
of All
Construction Jobs

42%
of All
Energy Sector Jobs

3%
of Wisconsin residents
employed in EE are
Veterans

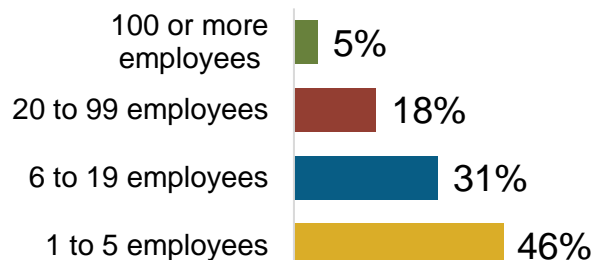
Presented by:



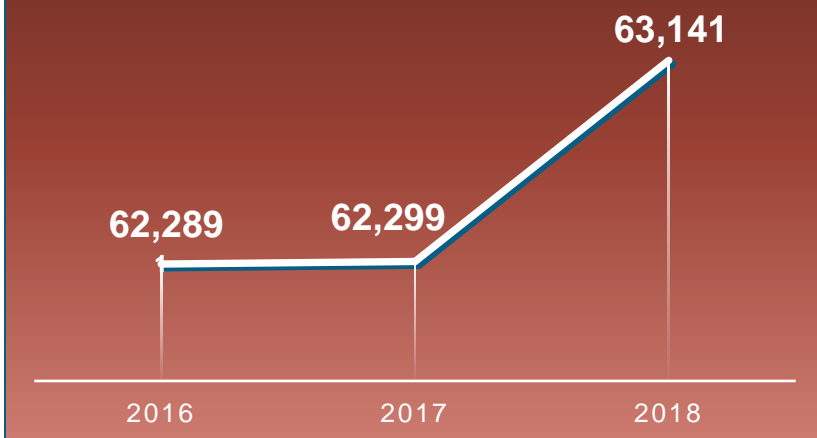
Good for the Economy.
Good for the Environment.

9,151 Energy Efficiency Businesses

Firm Size



WORKERS EMPLOYED



Where are EE Jobs?

Congressional		Metropolitan Areas	
District	Jobs	Area	Jobs
1	8,963	Appleton	2,547
2	9,078	Chicago-Naperville-Joliet	2,505
3	7,778	Duluth	318
4	7,492	Eau Claire	1,668
5	6,429	Fond du Lac	985
6	9,317	Green Bay	3,154
7	7,974	Janesville	1,316
8	6,109	La Crosse	1,156
		Madison	7,258
		Milwaukee-Waukesha-West Allis	16,758
		Minneapolis-St. Paul-Bloomington	1,863
		Oshkosh-Neenah	2,688
		Racine	1,730
		Sheboygan	1,049
		Wausau	1,367
		Rural	16,778

[We provide] energy modeling, research, education, & program implementation.

Jacqueline Freidel,
Seventhwave,
Madison, WI

Energy efficiency:
America's
Job-creation
powerhouse

EE JOBS

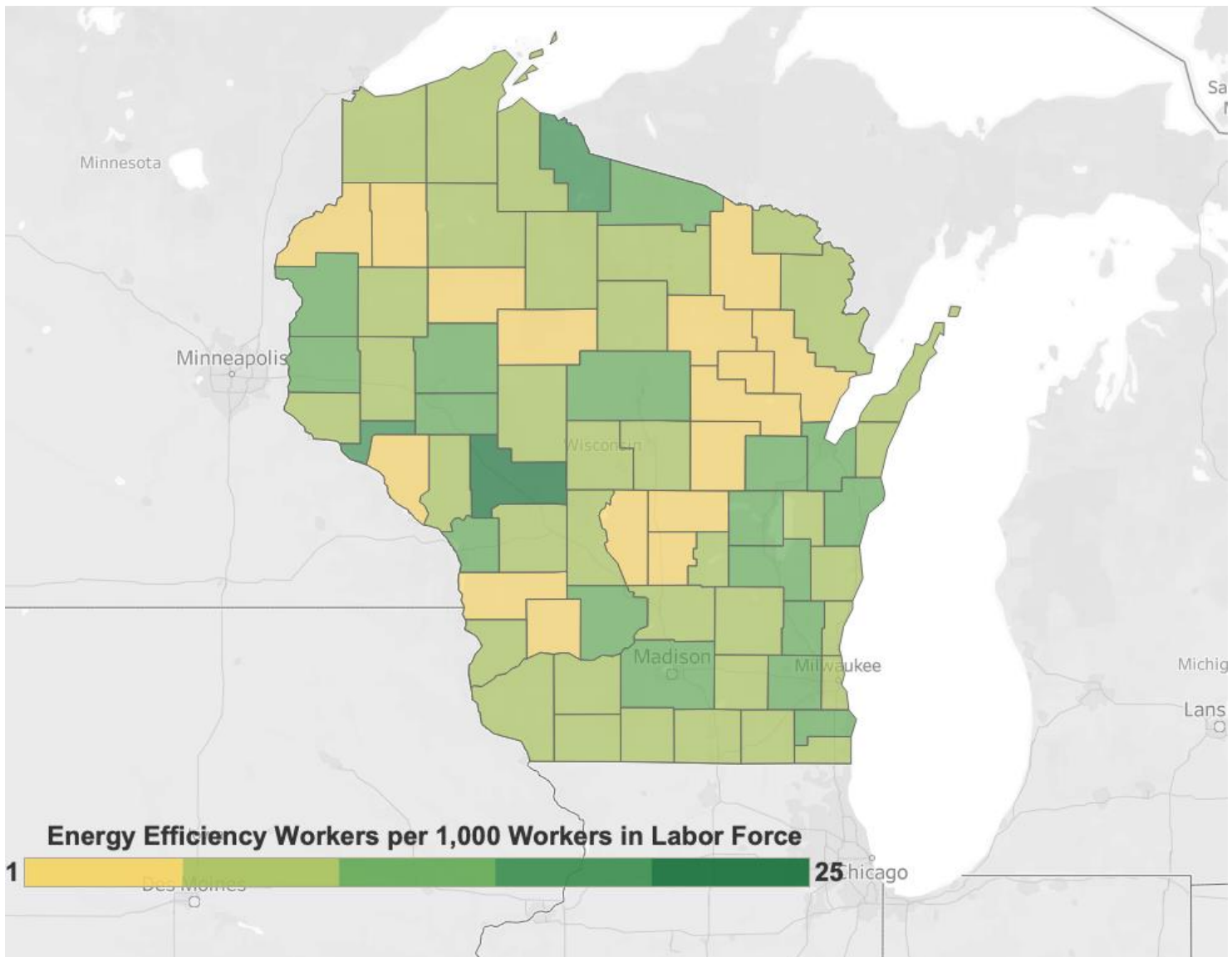
State Senate

District	Jobs		District	Jobs		District	Jobs		District	Jobs
1	3,782		11	3,473		21	2,458		31	725
2	2,967		12	3,448		22	268		32	1,600
3	1,961		13	2,389		23	2,807		33	614
4	2,232		14	2,202		24	1,630			
5	4,242		15	741		25	1,977			
6	1,503		16	3,097		26	2,207			
7	903		17	2,200		27	372			
8	3,339		18	1,737		28	491			
9	1,288		19	2,356		29	661			
10	2,230		20	988		30	250			

State Assembly

District	Jobs		District	Jobs		District	Jobs		District	Jobs
1	1,095		28	1,055		55	2,343		82	227
2	1,576		29	702		56	11		83	264
3	1,103		30	465		57	<5		84	<5
4	1,610		31	2,115		58	568		85	311
5	597		32	733		59	95		86	<5
6	760		33	621		60	322		87	349
7	1,066		34	1,502		61	1,351		88	147
8	879		35	1,342		62	1,091		89	102
9	<5		36	598		63	11		90	<5
10	1,282		37	1,722		64	268		91	<5
11	761		38	307		65	<5		92	464
12	180		39	367		66	<5		93	259
13	2,858		40	685		67	1,144		94	1,360
14	634		41	765		68	1,117		95	<5
15	738		42	768		69	540		96	240
16	1,500		43	326		70	1,275		97	519
17	<5		44	<5		71	350		98	22
18	<5		45	413		72	12		99	171
19	<5		46	575		73	639			
20	487		47	2,296		74	805			
21	412		48	216		75	528			
22	1,530		49	796		76	1,230			
23	1,149		50	696		77	327			
24	649		51	701		78	648			
25	184		52	789		79	83			
26	909		53	946		80	229			
27	204		54	<5		81	57			

Energy Efficiency Jobs by County



E4TheFuture is dedicated to bringing clean, efficient energy home for every American and promotes energy solutions to advance climate protection and economic fairness. Visit www.E4TheFuture.org



E2 is a national, nonpartisan group of business leaders, investors and others who advocate for smart policies that are good for the environment and good for the economy. Visit www.e2.org



BW Research Partnership is a full-service, economic and workforce research consulting firm with offices in Carlsbad, California and Wrentham, Massachusetts. It is the nation's leading provider of accurate, comprehensive energy and clean energy research studies. Visit www.bwresearch.com

Data Source: Unless otherwise stated, all data are from the 2019 U.S. Energy and Employment Report, March 2019, by NASEO and EFI (see pages 9-13 for methodology details). This methodology -- adopted by the U.S. Dept. of Energy for its 2017 U.S. Energy and Employment Report, approved by the Office of Management and Budget and grounded on data collected by the Bureau of Labor Statistics -- provides the broadly accepted best accounting of all U.S. energy workers.

Wyoming

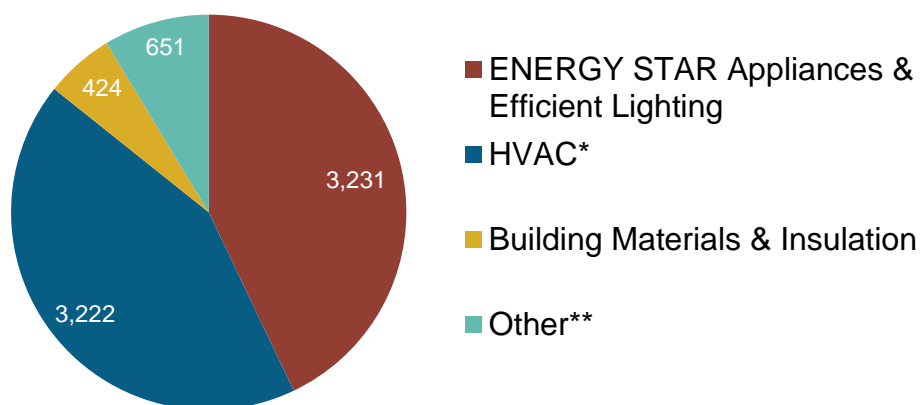
Energy Efficiency Jobs in America

7,528
Total Jobs

What are EE Jobs?

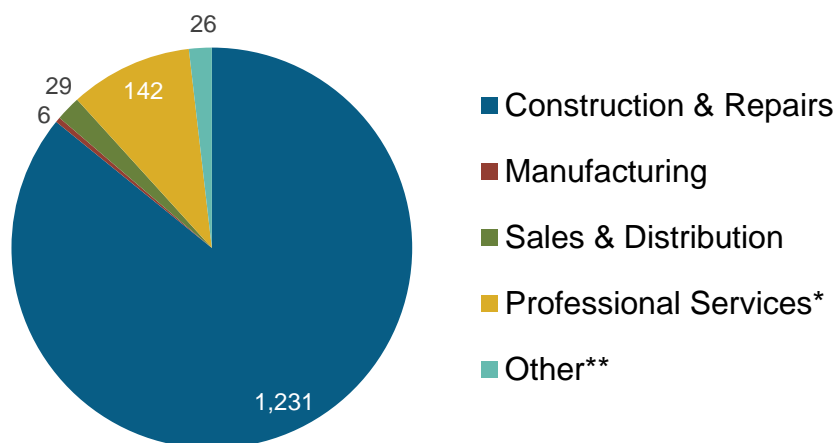
Delivery of goods and services that lower energy use by improving technologies, appliances, buildings, and energy systems.

Jobs by Sector



*Heating, Ventilation, Air Conditioning of higher than standard efficiency/renewable heating & cooling
**Other such as energy audits, building certifications, and software services

Firms by Supply Chain



*Professional services includes finance/accounting, architecture, engineering, R&D, etc.
**Other such as maintenance, and business and nonprofit organizations

**In Wyoming,
EE Jobs
Comprise:**

31%
of All
Construction Jobs

17%
of All
Energy Sector Jobs

12%
of Wyoming residents
employed in EE are
Veterans

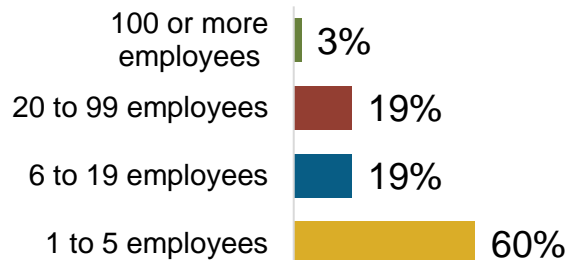
Presented by:



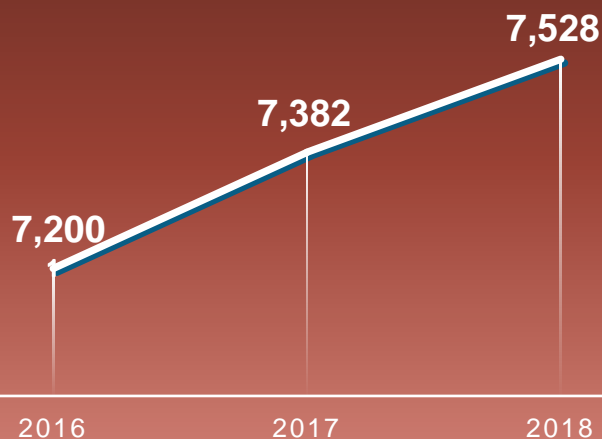
Good for the Economy.
Good for the Environment.

1,434 Energy Efficiency Businesses

Firm Size



WORKERS EMPLOYED



Where are EE Jobs?

Congressional		Metropolitan Areas	
District	Jobs	Area	Jobs
1	7,528	Casper	1,369
		Cheyenne	1,206
		Rural	4,953

We are responsible for this earth we live on.

Chelsea Hershey,
Ward Insulation, Inc.,
Burns, WY

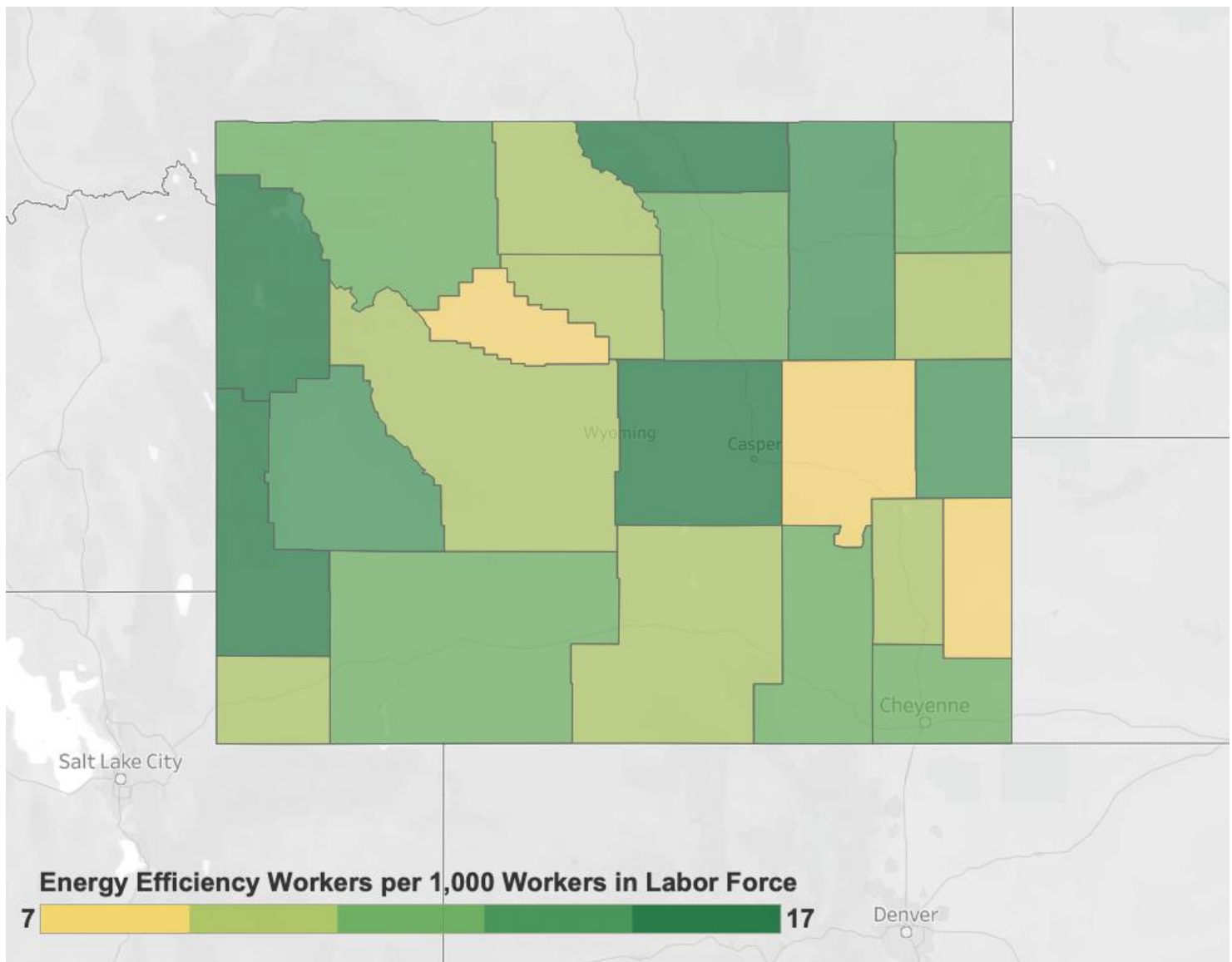
Energy efficiency:
America's
Job-creation
powerhouse

Faces of
EE
JOBS

State Senate							
District	Jobs		District	Jobs		District	Jobs
1	616		11	910		21	515
2	219		12	87		22	97
3	116		13	<5		23	9
4	971		14	183		24	<5
5	<5		15	78		25	164
6	199		16	700		26	182
7	<5		17	34		27	935
8	<5		18	554		28	<5
9	372		19	86		29	43
10	8		20	389		30	61

State House of Representatives										
District	Jobs		District	Jobs		District	Jobs		District	Jobs
1	80		16	461		31	<5		46	<5
2	219		17	461		32	17		47	86
3	533		18	44		33	170		48	<5
4	79		19	77		34	<5		49	<5
5	<5		20	147		35	931		50	17
6	34		21	120		36	<5		51	17
7	966		22	116		37	341		52	8
8	<5		23	34		38	9		53	181
9	<5		24	355		39	<5		54	<5
10	215		25	180		40	96		55	<5
11	<5		26	85		41	478		56	<5
12	<5		27	69		42	<5		57	<5
13	370		28	317		43	<5		58	43
14	8		29	<5		44	<5		59	<5
15	95		30	68		45	<5		60	<5

Energy Efficiency Jobs by County



E4TheFuture is dedicated to bringing clean, efficient energy home for every American and promotes energy solutions to advance climate protection and economic fairness. Visit www.E4TheFuture.org



E2 is a national, nonpartisan group of business leaders, investors and others who advocate for smart policies that are good for the environment and good for the economy. Visit www.e2.org



BW Research Partnership is a full-service, economic and workforce research consulting firm with offices in Carlsbad, Wyoming and Wrentham, Massachusetts. It is the nation's leading provider of accurate, comprehensive energy and clean energy research studies. Visit www.bwresearch.com

Data Source: Unless otherwise stated, all data are from the 2019 U.S. Energy and Employment Report, March 2019, by NASEO and EFI (see pages 9-13 for methodology details). This methodology -- adopted by the U.S. Dept. of Energy for its 2017 U.S. Energy and Employment Report, approved by the Office of Management and Budget and grounded on data collected by the Bureau of Labor Statistics -- provides the broadly accepted best accounting of all U.S. energy workers.