

Vermont

Energy Efficiency Jobs in America

Oct 2020

9,733*

Dec 2019

11,032

Clean energy workers are a huge and important part of America's workforce. We know from our country's last economic crisis that clean energy can lead the way to recovery.

Hundreds of thousands of workers are ready to return to work to build a better, cleaner, more equitable economy for tomorrow. With innovative policies we could get these workers back on the job today. Congress can start by spurring investments in energy efficiency (EE) and help the economy recover and grow for years to come.

COVID-19 Impacts on the EE Job Sector

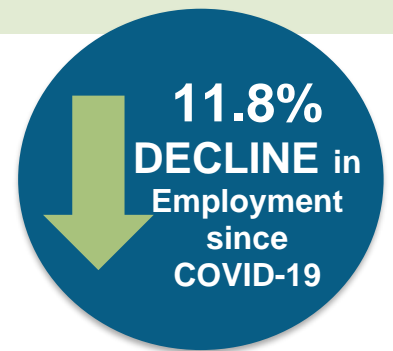
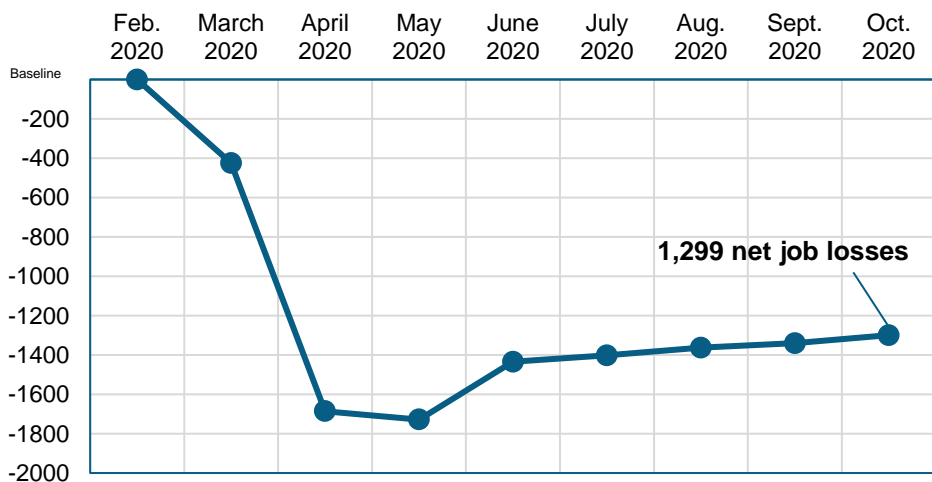
The 2020 pandemic shocked our nation's labor market with massive job losses. Vermont's energy efficiency industry lost as many as 1,299 jobs since its onset, a 11.8% decrease compared to total jobs in December 2019—wiping out the last 3 years of gains.

This disruption continues to ripple throughout the supply chain, slowing or halting the manufacture of efficiency equipment and components including insulation; windows; heating, ventilation, and air conditioning (HVAC) equipment; and other building systems technologies.

The energy efficiency workforce has the skills and expertise to meet this moment. Historically the Vermont EE workforce grew steadily, gaining 1.0% since 2016.**

As the U.S. advances our economic recovery, policy solutions must create conditions to return to work laid-off/furloughed EE workers and to create a pathway for new workers to join this vital sector.

EE Job Losses in Vermont due to COVID-19



Presented by:

E4 THE FUTURE



*Source: [Clean Energy Employment Initial Impacts from the COVID-19 Economic Crisis, March 2020-October 2020](#).
**first available sector-specific data

What are EE Jobs?

Jobs that deliver goods and services that lower energy use by improving technologies, appliances, buildings, and energy systems.

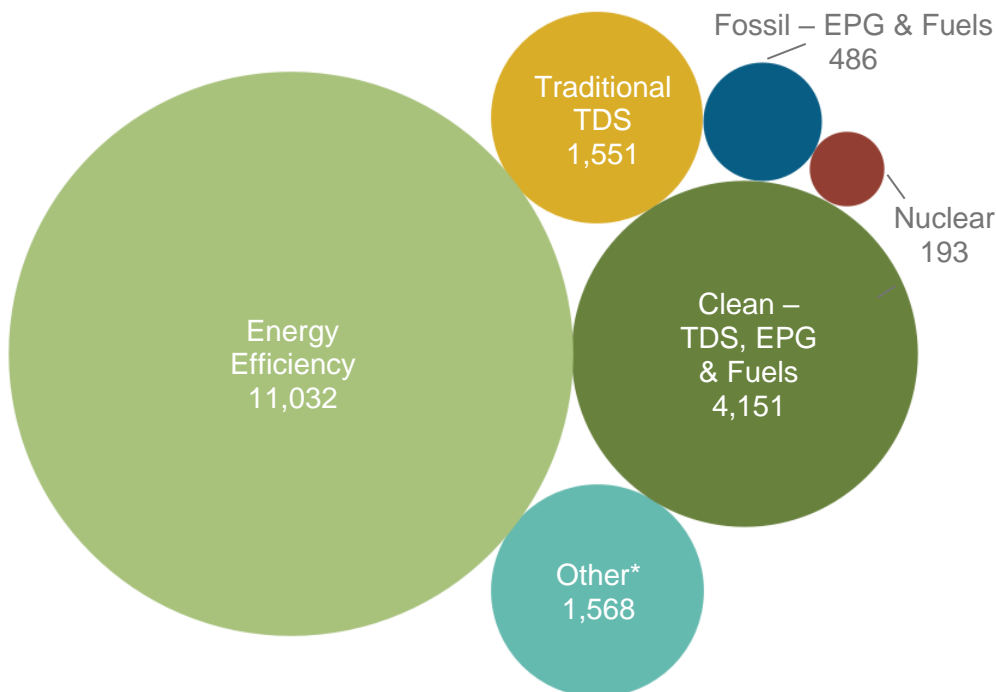
What type of work are EE workers doing?

- Manufacture and install high efficiency systems, controls, windows, insulation and ENERGY STAR-certified appliances and products in existing and new homes, commercial & industrial buildings
- Design and construct high performance buildings such as those earning LEED certification
- Upgrade and repair heating, air conditioning and ventilation (HVAC) and water heating equipment
- Educate property owners and managers on building improvements to unlock savings for businesses, homeowners, schools, states, municipalities, military bases and more
- Analyze building energy data using software to maximize savings through targeted performance improvements and behavioral changes
- Review and approve loans to finance energy savings performance contracts to improve the comfort, health and operational costs of buildings

All EE jobs counted in this report enhance energy efficiency. The above descriptions provide illustrative examples of what some EE workers do, and should not be considered an exhaustive list of all efficiency work.

How does EE compare in Vermont?

Energy efficiency is the largest energy sector in Vermont.

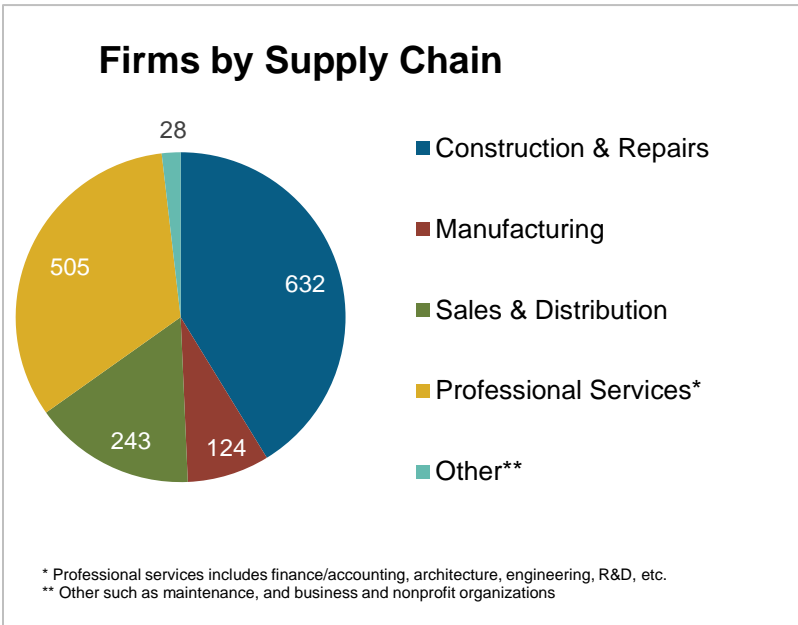
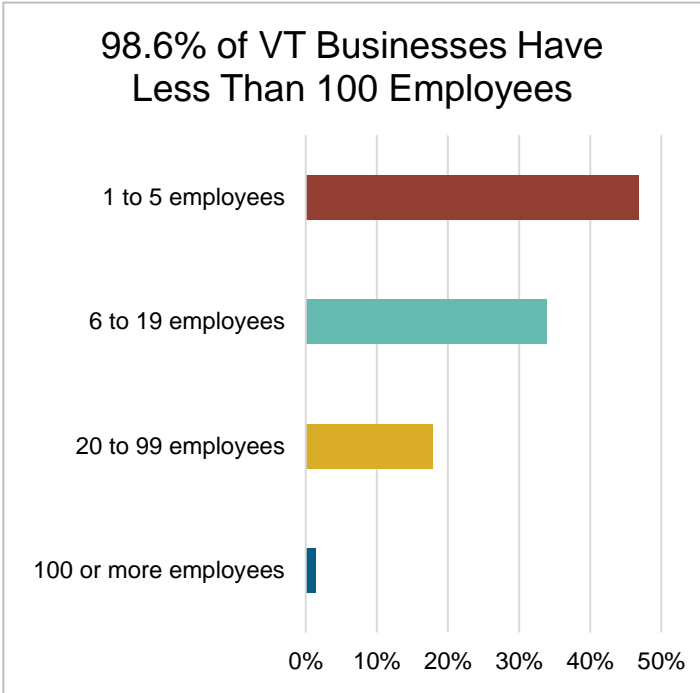



Energy efficiency in Vermont has seen consistent, reliable job growth – 1.0 percent since 2016.

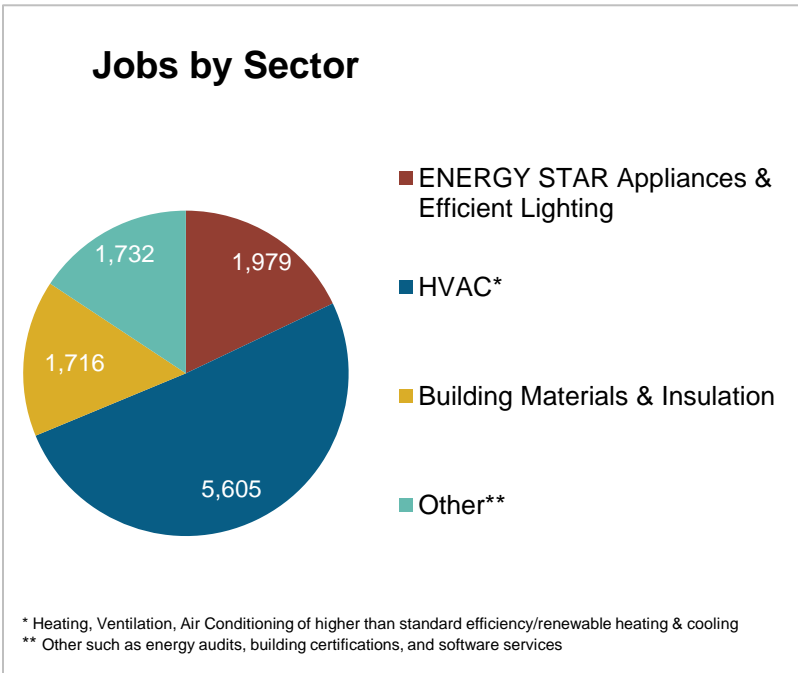
*Includes other energy subsectors such as corn ethanol, woody biomass, large hydropower, and others.

What do the EE businesses look like in Vermont?

EE Sector =
1,532
Businesses in VT
(Dec. 2019)



 **7.0%**
of Vermont
residents employed
in EE are **Veterans**

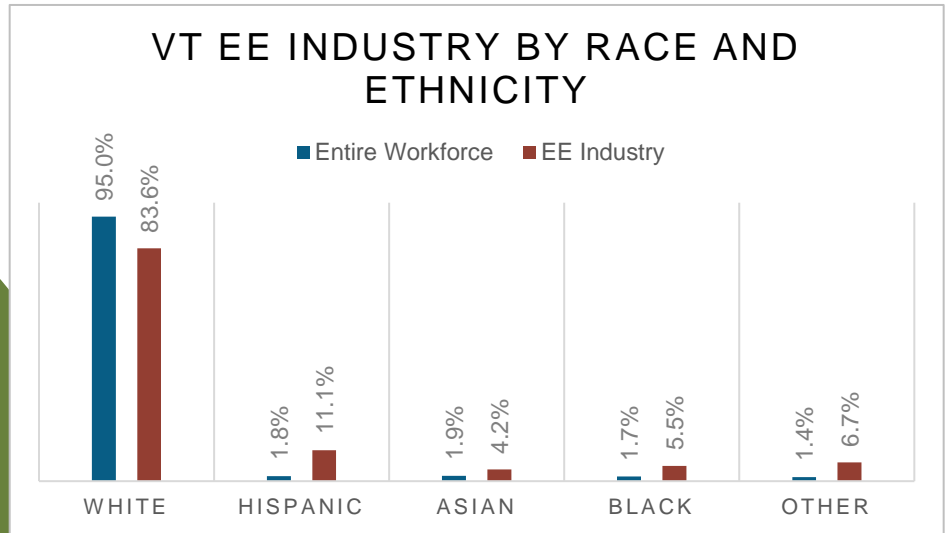



**Energy Efficiency
Construction Workers
Make Up 28% of VT
Construction Workers**

How is EE Doing regarding Diversity in Vermont?

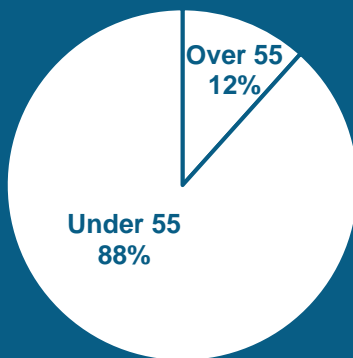
Demographic data is crucial for benchmarks and to measure progress in the energy efficiency industry. In striving for more diversity in EE jobs, we can create a stronger and more inclusive industry. Promoting diversity in hiring is key to maintaining a future workforce of talented professionals and ensuring all Vermont communities are represented in the EE sector.

The EE industry needs to do more to prioritize minorities and women for training and support that will enable them to obtain and/or retain employment at EE businesses.



Note: The U.S. Bureau of Labor Statistics (BLS) only includes two genders in their survey. Non-binary gender data is missing from this document due to this limitation.

VERMONT'S EE WORKERS BY AGE



A significant portion of the Vermont efficiency workforce is in the “55+” category. 12% are likely to retire within the next ten years, providing career opportunities for current and future professionals.

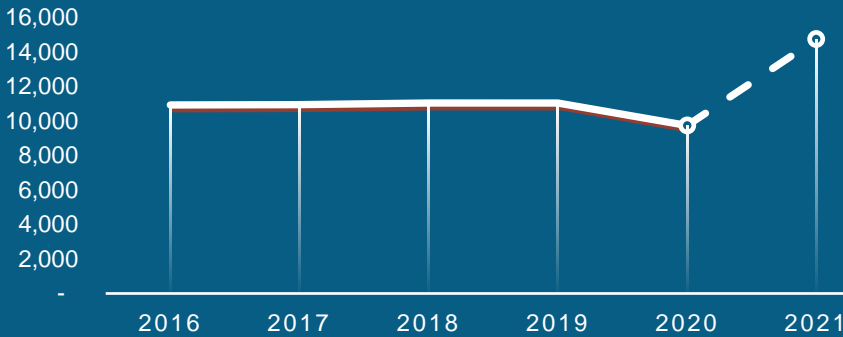
Why invest in EE?

Economic benefits of a federal energy efficiency stimulus package include high-quality jobs for U.S. residents, worker income, boosts to local, state, and federal tax revenues, contributions to Gross Domestic Product (GDP), and energy cost savings.

All these benefits ultimately translate to greater cash flow and stronger local economies. Energy efficiency jobs are proven to be sustainable wage positions that are accessible to all localities nationwide — regardless of geography or politics — providing new jobs that cannot be outsourced.

Updates to U.S. energy infrastructure are investments in the collective economic future of Americans; the creation of a more resilient energy system is vital to economic growth and security.

VERMONT PROJECTED STIMULUS JOB IMPACTS



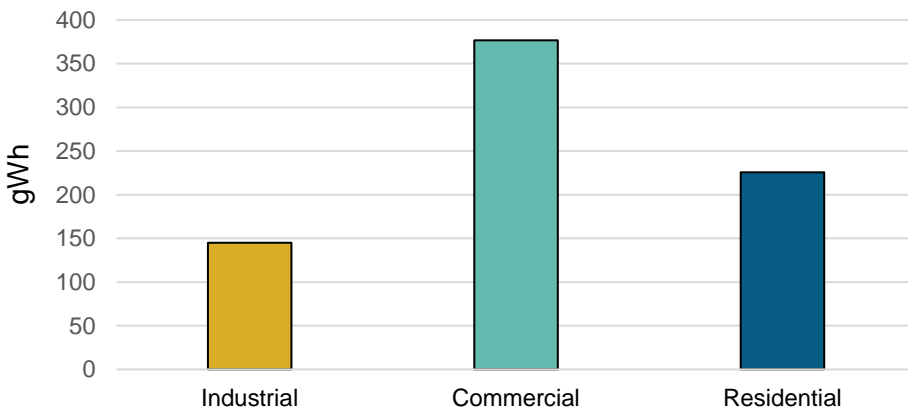
Source: [Build Back Better, Faster](#).

Modeling finds that federal investment would create **4,990 full-time direct, indirect, and induced VT jobs** that will last for at least five years: Over **24,951 job-years** total.

A stimulus of this level and the jobs it would create would also generate more than **\$300 million in GDP** each year for the next five years — resulting in **\$1.5 billion in economic activity**, more than 3.5 times the investment.

How much energy efficiency is untapped in your state?

Vermont Energy Efficiency Potential by Sector



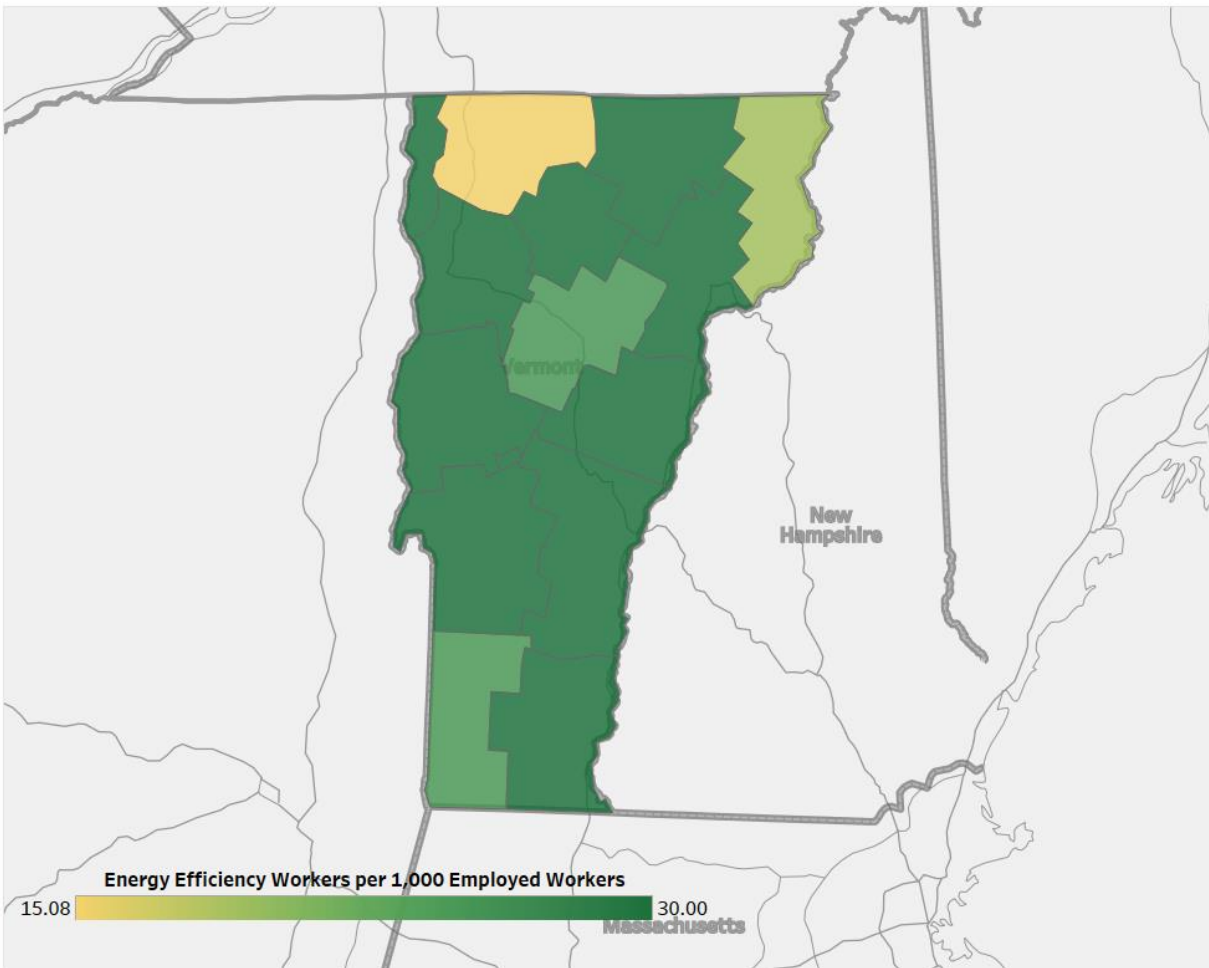
Source: [State and Local Planning for Energy \(SLOPE\) Platform](#).

Combined, this would displace the annual electricity consumption of **113,409 homes**.

Where are EE Jobs?

Congressional		Metropolitan Areas	
District	Jobs	Area	Jobs
1	11,032	Burlington-South Burlington	3,677
		Rural	7,355

Energy Efficiency Jobs by County



State Senate

District	Jobs		District	Jobs		District	Jobs		District	Jobs
ADD	787		CHI	2,439		ORA	340		WSR	854
BEN	667		E-O	555		RUT	980			
CAL	847		FRA	543		WAS	1,012			
CGI	903		LAM	346		WDM	759			

State House of Representatives

District	Jobs		District	Jobs		District	Jobs		District	Jobs
A-1	159		C71	516		LM2	261		W-1	326
A-2	102		C81	287		LMW	13		W-3	313
A-3	160		C83	22		O-1	185		W-5	60
A-4	253		C91	<5		O-2	88		W-6	34
A-R	111		CA1	195		O-C	83		WA1	346
B-1	213		CA2	64		O-L	20		WA5	53
B-3	127		CA4	122		OLC	36		WA6	7
B-4	110		CAW	111		OR1	419		WA7	735
B-R	174		E-C	52		OR2	16		WAC	205
C-1	124		ECO	89		OWA	144		WBW	68
C10	168		F-1	263		R-1	110		WIB	55
C-2	488		F-2	40		R-2	58		Y-1	244
C-3	104		F-4	160		R-3	19		Y-2	165
C41	77		F-5	32		R-4	436		Y31	24
C51	101		F-6	75		R-6	56		Y41	28
C61	64		F-7	12		R-B	63		YO2	91
C62	621		GIC	104		R-W	204		Y-R	121
C67	381		LM1	120		RW2	142			



E4TheFuture is dedicated to bringing clean, efficient energy home for every American and promotes energy solutions to advance climate protection and economic fairness. Visit www.E4TheFuture.org



E2 is a national, nonpartisan group of business leaders, investors and others who advocate for smart policies that are good for the environment and good for the economy. Visit www.e2.org



BW Research Partnership is a full-service, economic and workforce research consulting firm with offices in Carlsbad, California and Wrentham, Massachusetts. It is the nation's leading provider of accurate, comprehensive energy and clean energy research studies. Visit www.bwresearch.com

Data Source: Unless otherwise stated, all data are from the 2020 U.S. Energy and Employment Report, March 2020, by NASEO and EFI (see Appendix A, pages 201-206 for methodology details). This methodology -- adopted by the U.S. Dept. of Energy for its 2017 U.S. Energy and Employment Report, approved by the Office of Management and Budget and grounded on data collected by the U.S. Bureau of Labor Statistics -- provides the broadly accepted best accounting of all U.S. energy workers.