

Wyoming

Energy Efficiency Jobs in America

Oct 2020

6,893*

Dec 2019

7,568

Clean energy workers are a huge and important part of America's workforce. We know from our country's last economic crisis that clean energy can lead the way to recovery.

Hundreds of thousands of workers are ready to return to work to build a better, cleaner, more equitable economy for tomorrow. With innovative policies we could get these workers back on the job today. Congress can start by spurring investments in energy efficiency (EE) and help the economy recover and grow for years to come.

COVID-19 Impacts on the EE Job Sector

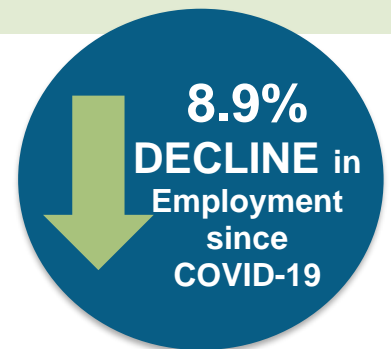
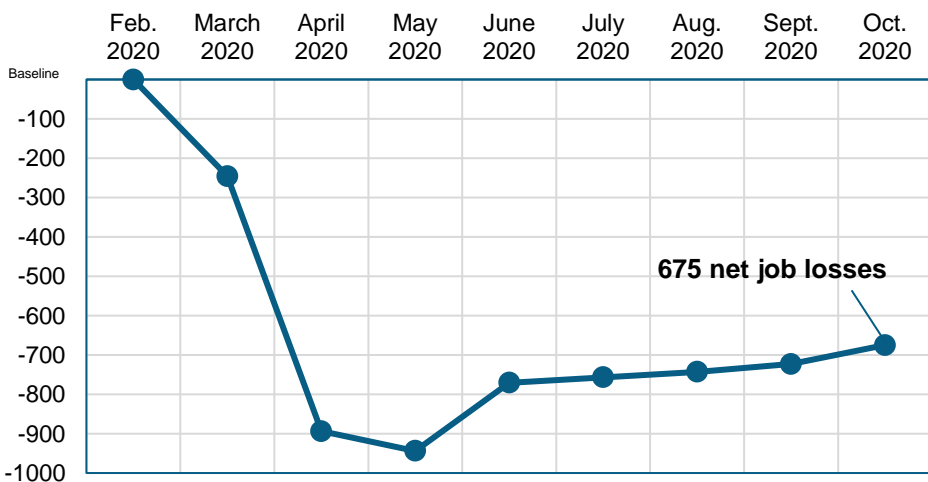
The 2020 pandemic shocked our nation's labor market with massive job losses. Wyoming's energy efficiency industry lost as many as 675 jobs since its onset, a 8.9% decrease compared to total jobs in December 2019—wiping out the last 3 years of gains.

This disruption continues to ripple throughout the supply chain, slowing or halting the manufacture of efficiency equipment and components including insulation; windows; heating, ventilation, and air conditioning (HVAC) equipment; and other building systems technologies.

The energy efficiency workforce has the skills and expertise to meet this moment. Historically the Wyoming EE workforce grew steadily, gaining 5.1% since 2016.**

As the U.S. advances our economic recovery, policy solutions must create conditions to return to work laid-off/furloughed EE workers and to create a pathway for new workers to join this vital sector.

EE Job Losses in Wyoming due to COVID-19



Presented by:



*Source: [Clean Energy Employment Initial Impacts from the COVID-19 Economic Crisis, March 2020-October 2020](#).
 **first available sector-specific data

What are EE Jobs?

Jobs that deliver goods and services that lower energy use by improving technologies, appliances, buildings, and energy systems.

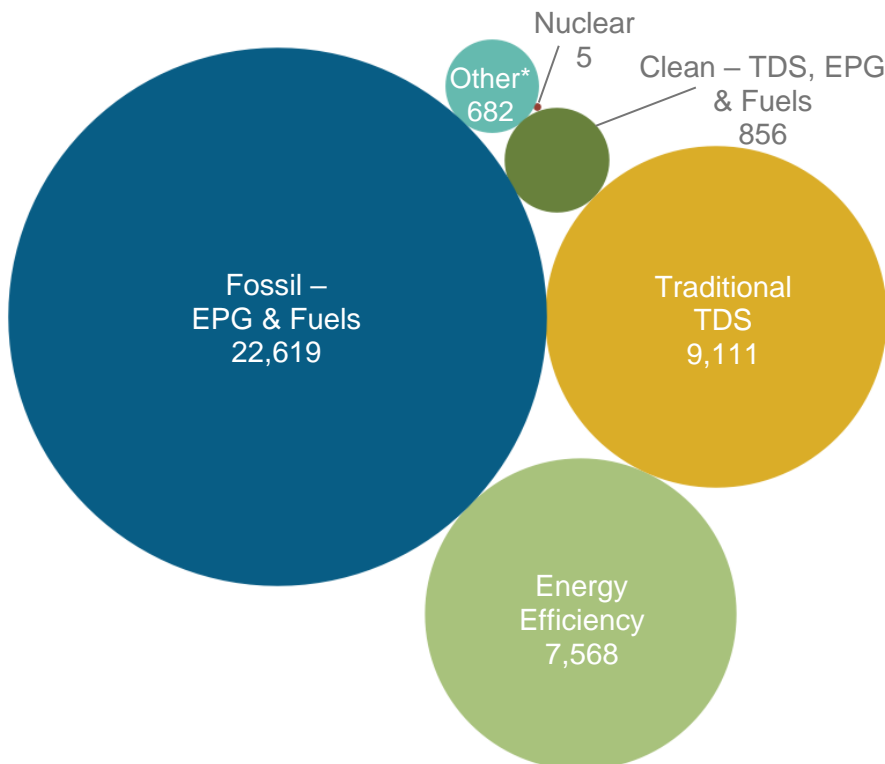
What type of work are EE workers doing?

- Manufacture and install high efficiency systems, controls, windows, insulation and ENERGY STAR-certified appliances and products in existing and new homes, commercial & industrial buildings
- Design and construct high performance buildings such as those earning LEED certification
- Upgrade and repair heating, air conditioning and ventilation (HVAC) and water heating equipment
- Educate property owners and managers on building improvements to unlock savings for businesses, homeowners, schools, states, municipalities, military bases and more
- Analyze building energy data using software to maximize savings through targeted performance improvements and behavioral changes
- Review and approve loans to finance energy savings performance contracts to improve the comfort, health and operational costs of buildings

All EE jobs counted in this report enhance energy efficiency. The above descriptions provide illustrative examples of what some EE workers do, and should not be considered an exhaustive list of all efficiency work.

How does EE compare in Wyoming?

Energy efficiency is the third largest energy sector in Wyoming.

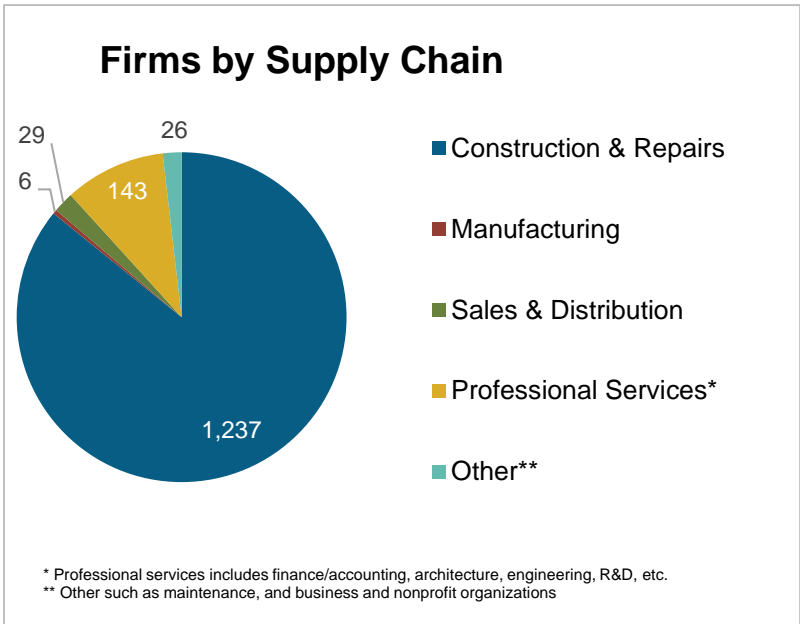
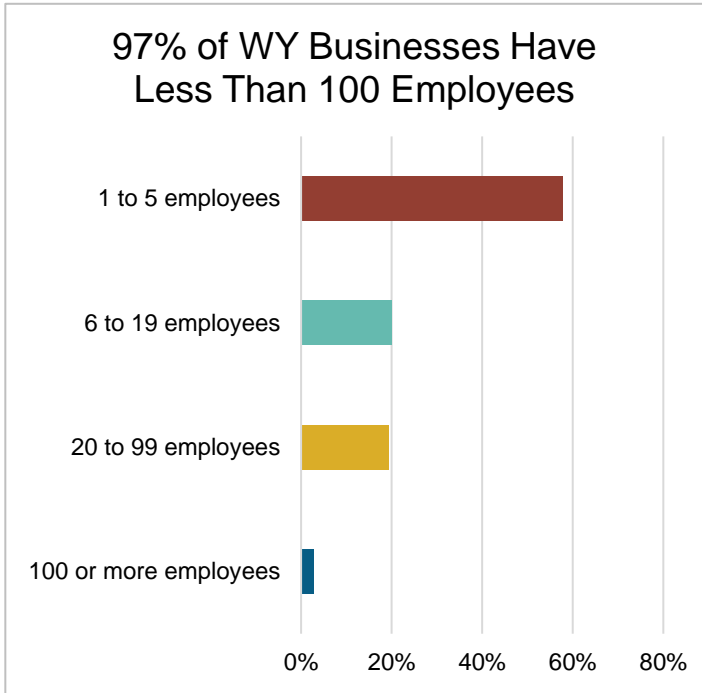



Fossil fuel jobs are historically key to Wyoming's energy economy, but the current job total doesn't tell the full story. The number of fossil fuel jobs has faced consistent downward pressure for decades and continues to fall. By contrast, before COVID-19, energy efficiency has grown by 5.1% from 2016-2019, adding 368 jobs.

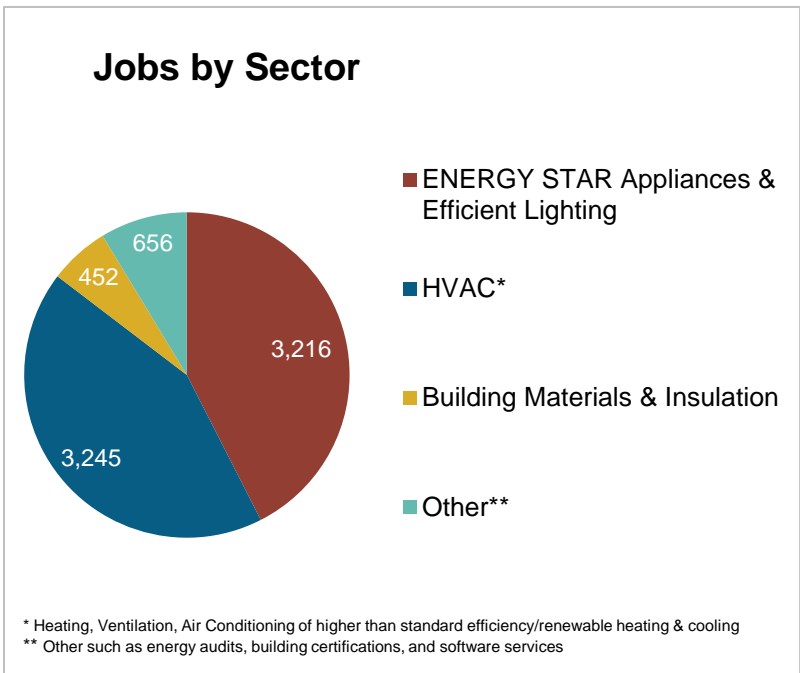
*Includes other energy subsectors such as corn ethanol, woody biomass, large hydropower, and others.

What do the EE businesses look like in Wyoming?

EE Sector =
1,442
 Businesses in WY
 (Dec. 2019)
 ↑ **10** over 2018

10.2%
 of Wyoming
 residents employed
 in EE are **Veterans**



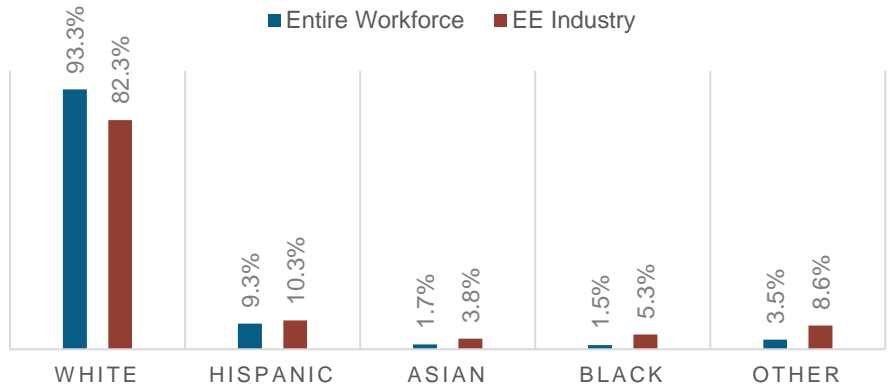

**Energy Efficiency
 Construction Workers
 Make Up 27% of WY
 Construction Workers**

How is EE Doing regarding Diversity in Wyoming?

Demographic data is crucial for benchmarks and to measure progress in the energy efficiency industry. In striving for more diversity in EE jobs, we can create a stronger and more inclusive industry. Promoting diversity in hiring is key to maintaining a future workforce of talented professionals and ensuring all Wyoming communities are represented in the EE sector.

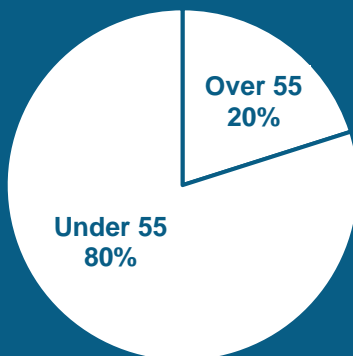
The EE industry needs to do more to prioritize minorities and women for training and support that will enable them to obtain and/or retain employment at EE businesses.

WY EE INDUSTRY BY RACE AND ETHNICITY



Note: The U.S. Bureau of Labor Statistics (BLS) only includes two genders in their survey. Non-binary gender data is missing from this document due to this limitation.

WYOMING'S EE WORKERS BY AGE



Wyoming's percentage of "55+" workers is the fifth highest for any state's EE workforce. 20% of the energy efficiency workers are likely to retire within the next ten years, providing career growth opportunities for both current and future professionals.

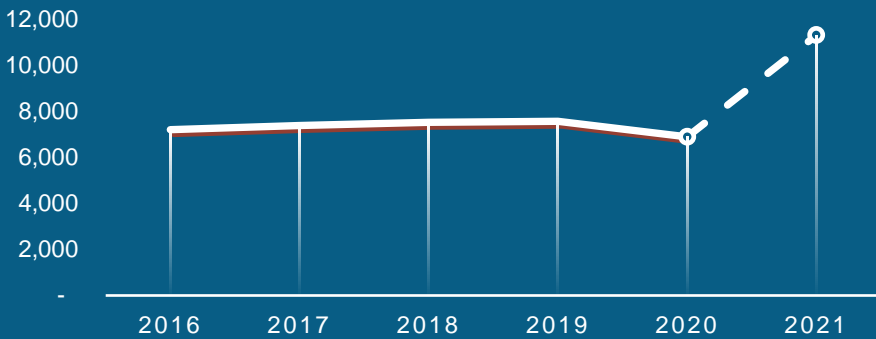
Why invest in EE?

Economic benefits of a federal energy efficiency stimulus package include high-quality jobs for U.S. residents, worker income, boosts to local, state, and federal tax revenues, contributions to Gross Domestic Product (GDP), and energy cost savings.

All these benefits ultimately translate to greater cash flow and stronger local economies. Energy efficiency jobs are proven to be sustainable wage positions that are accessible to all localities nationwide — regardless of geography or politics — providing new jobs that cannot be outsourced.

Updates to U.S. energy infrastructure are investments in the collective economic future of Americans; the creation of a more resilient energy system is vital to economic growth and security.

WYOMING PROJECTED STIMULUS JOB IMPACTS



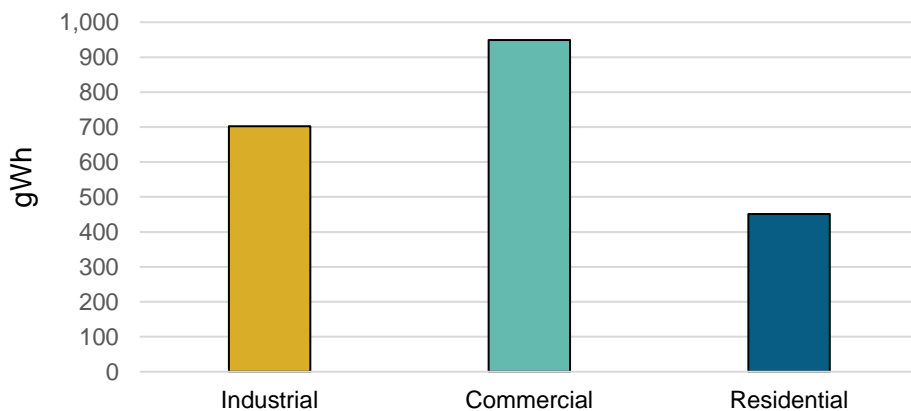
Source: [Build Back Better, Faster](#).

Modeling finds that federal investment would create **4,413 full-time direct, indirect, and induced WY jobs** that will last for at least five years: Over **22,067 job-years** total.

A stimulus of this level and the jobs it would create would also generate more than **\$273 million in GDP** each year for the next five years – resulting in **\$1.4 billion in economic activity**, more than 3 times the investment.

How much energy efficiency is untapped in your state?

Wyoming Energy Efficiency Potential by Sector



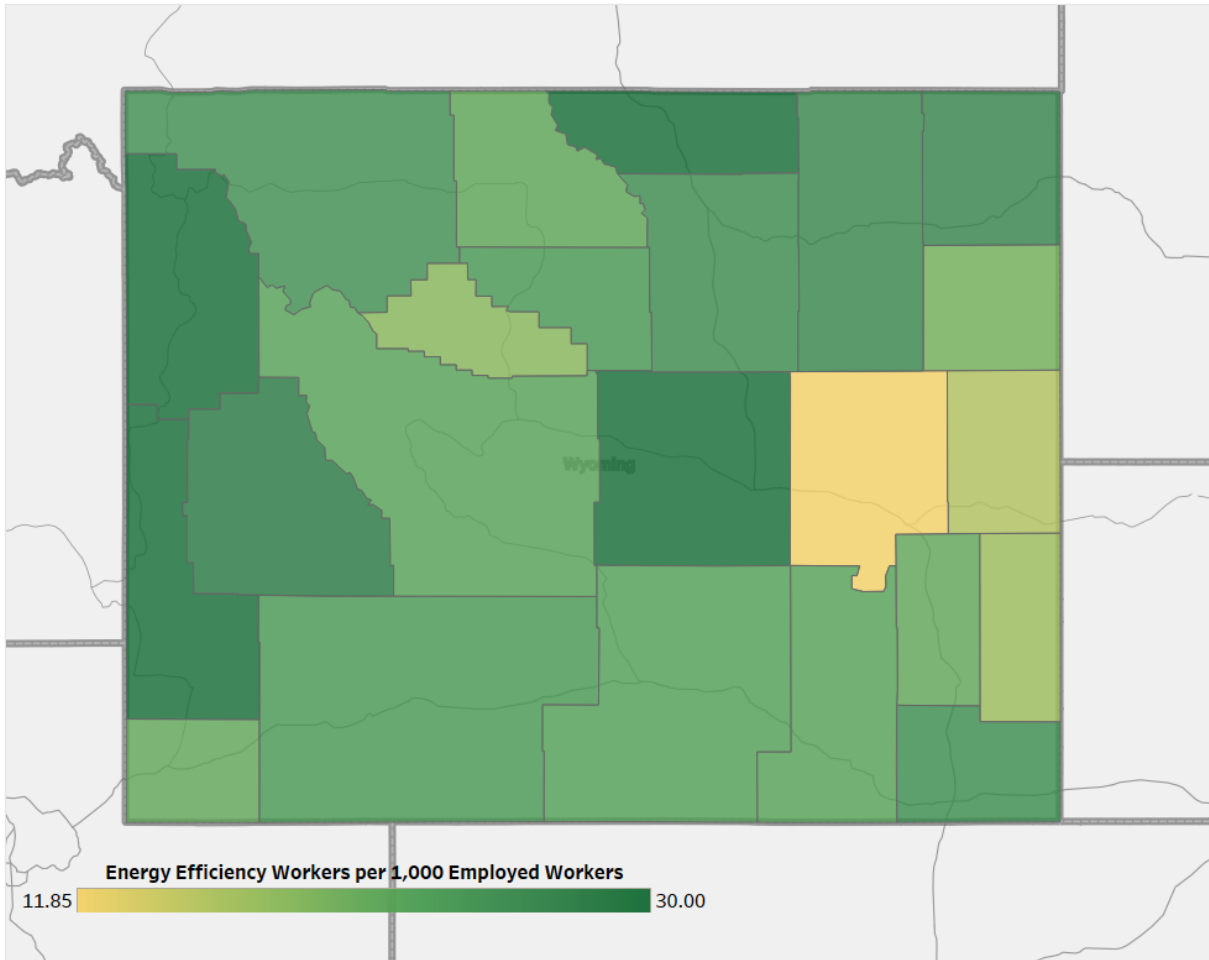
Source: [State and Local Planning for Energy \(SLOPE\) Platform](#).

Combined, this would displace the annual electricity consumption of **202,801 homes**.

Where are EE Jobs?

Congressional		Metropolitan Areas	
District	Jobs	Area	Jobs
1	7,568	Casper	1,370
		Cheyenne	1,207
		Rural	4,991

Energy Efficiency Jobs by County



State Senate							
District	Jobs		District	Jobs		District	Jobs
1	614		11	906		21	510
2	238		12	88		22	98
3	116		13	<5		23	10
4	964		14	184		24	<5
5	<5		15	77		25	169
6	198		16	754		26	181
7	<5		17	34		27	927
8	<5		18	548		28	<5
9	368		19	85		29	42
10	8		20	387		30	61

State House of Representatives							
District	Jobs		District	Jobs		District	Jobs
1	79		16	635		31	<5
2	233		17	452		32	16
3	522		18	44		33	172
4	79		19	76		34	<5
5	<5		20	144		35	908
6	34		21	116		36	<5
7	942		22	112		37	333
8	<5		23	33		38	10
9	<5		24	345		39	<5
10	211		25	175		40	96
11	<5		26	83		41	466
12	<5		27	68		42	<5
13	360		28	311		43	<5
14	8		29	<5		44	<5
15	93		30	67		45	<5
						46	<5
						47	85
						48	<5
						49	<5
						50	16
						51	16
						52	8
						53	177
						54	<5
						55	<5
						56	<5
						57	<5
						58	42
						59	<5
						60	<5



E4TheFuture is dedicated to bringing clean, efficient energy home for every American and promotes energy solutions to advance climate protection and economic fairness. Visit www.E4TheFuture.org



E2 is a national, nonpartisan group of business leaders, investors and others who advocate for smart policies that are good for the environment and good for the economy. Visit www.e2.org



BW Research Partnership is a full-service, economic and workforce research consulting firm with offices in Carlsbad, California and Wrentham, Massachusetts. It is the nation's leading provider of accurate, comprehensive energy and clean energy research studies. Visit www.bwresearch.com

Data Source: Unless otherwise stated, all data are from the 2020 U.S. Energy and Employment Report, March 2020, by NASEO and EFI (see Appendix A, pages 201-206 for methodology details). This methodology -- adopted by the U.S. Dept. of Energy for its 2017 U.S. Energy and Employment Report, approved by the Office of Management and Budget and grounded on data collected by the U.S. Bureau of Labor Statistics -- provides the broadly accepted best accounting of all U.S. energy workers.