

# Maine

## Energy Efficiency Jobs in America

8,684

Total Jobs

### What are EE Jobs?

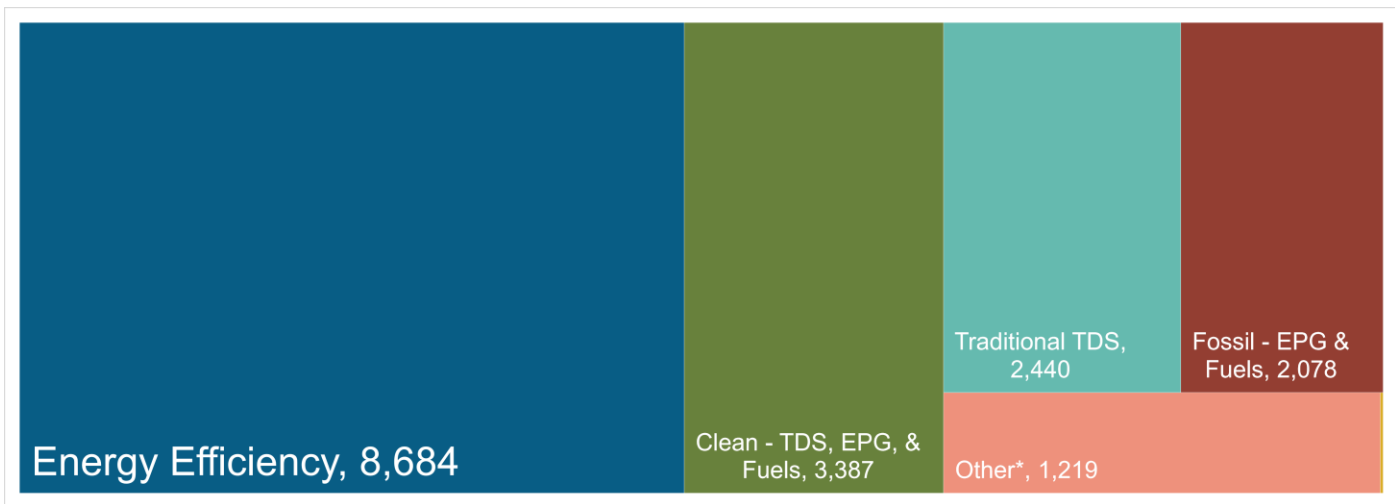
*Jobs that deliver goods and services that lower energy use by improving energy efficiency – with a focus on appliances, buildings, data systems, financing, new technologies, and more.*

### What do EE workers do?

- **Manufacture and install** high efficiency systems, controls, windows, insulation and ENERGY STAR-certified appliances and products in existing and new homes, commercial & industrial buildings.
- **Design and construct** high performance buildings such as those earning LEED certification.
- **Upgrade and repair** heating, air conditioning and ventilation (HVAC) and water heating equipment.
- **Educate** property owners and managers on building improvements to unlock savings for businesses, homeowners, schools, states, municipalities, military bases and more.
- **Analyze building data** using software to maximize energy savings through targeted performance improvements and behavioral changes.
- **Review and approve loans** to finance energy savings performance contracts to improve the comfort, health and operational costs of buildings.

### How does EE compare in Maine?

*Energy Efficiency is the largest energy sector in Maine.*



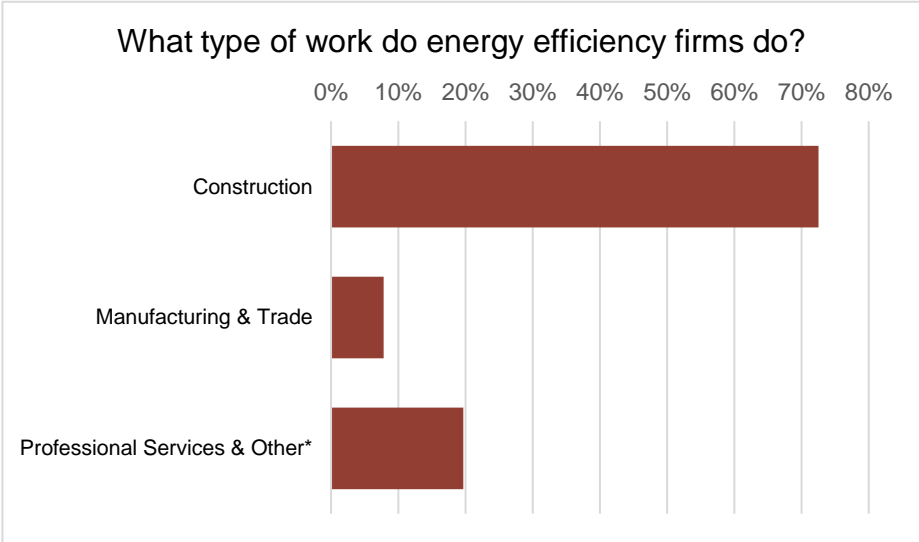

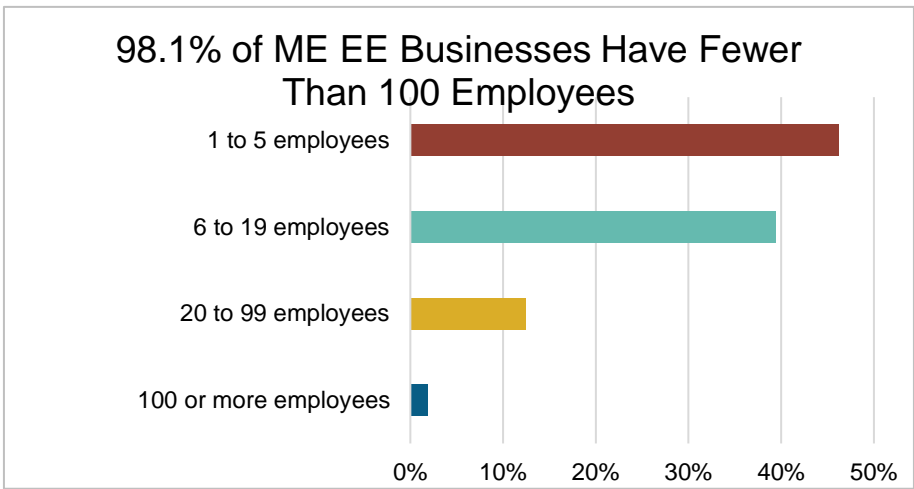
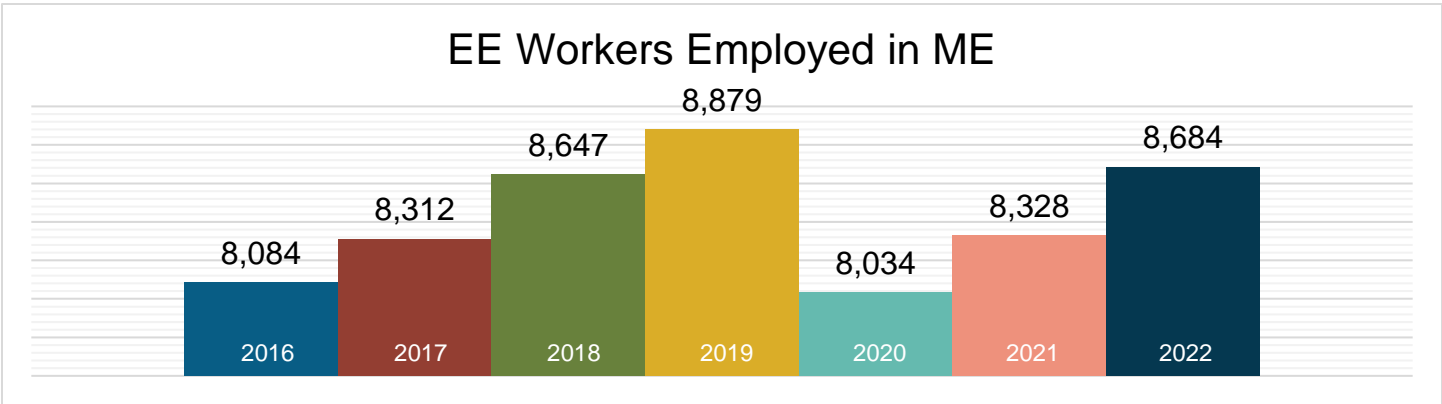
TDS = Transmission, Distribution & Storage

EPG = Electric Power Generation

Nuclear (EPG & Fuels) = <10

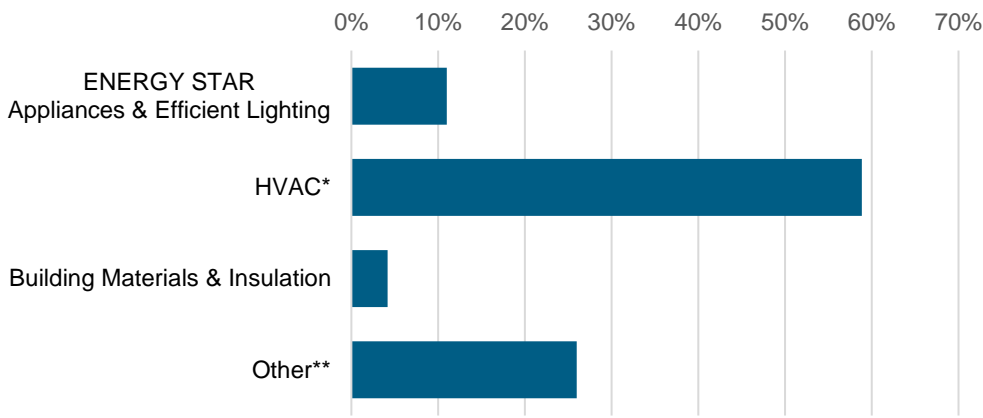
\*Includes other energy subsectors such as corn ethanol, woody biomass, large hydropower, and others.

# What does EE look like in Maine?



\*Professional services include finance/accounting, architecture, engineering, R&D, etc. and other includes maintenance, and business and nonprofit organizations.

### What energy efficiency sectors employ the most workers?



**8%**  
of Maine  
EE workers are  
**Veterans**

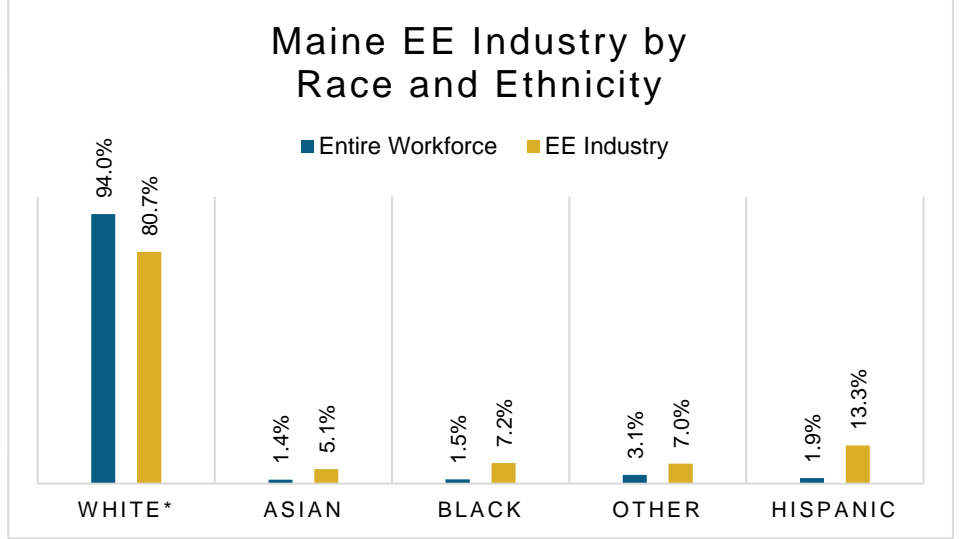
\*Heating, Ventilation, Air Conditioning of higher than standard efficiency/renewable heating & cooling  
\*\*Other such as energy audits, building certifications, and software services

## How is EE doing on diversity in Maine?

Demographic data is critical to measure progress in expanding the diversity of the EE industry. A more inclusive industry that reflects the communities it serves is a stronger one that better meets the needs of all U.S. residents. Promoting diversity in hiring is key to maintaining a future workforce of qualified professionals and ensuring all Maine communities are represented in the EE sector.

The EE industry needs to do more to prioritize minorities and women for training and support that enables access to employment at EE businesses.

### Maine EE Industry by Race and Ethnicity



\*Includes non-Hispanic and Hispanic whites.

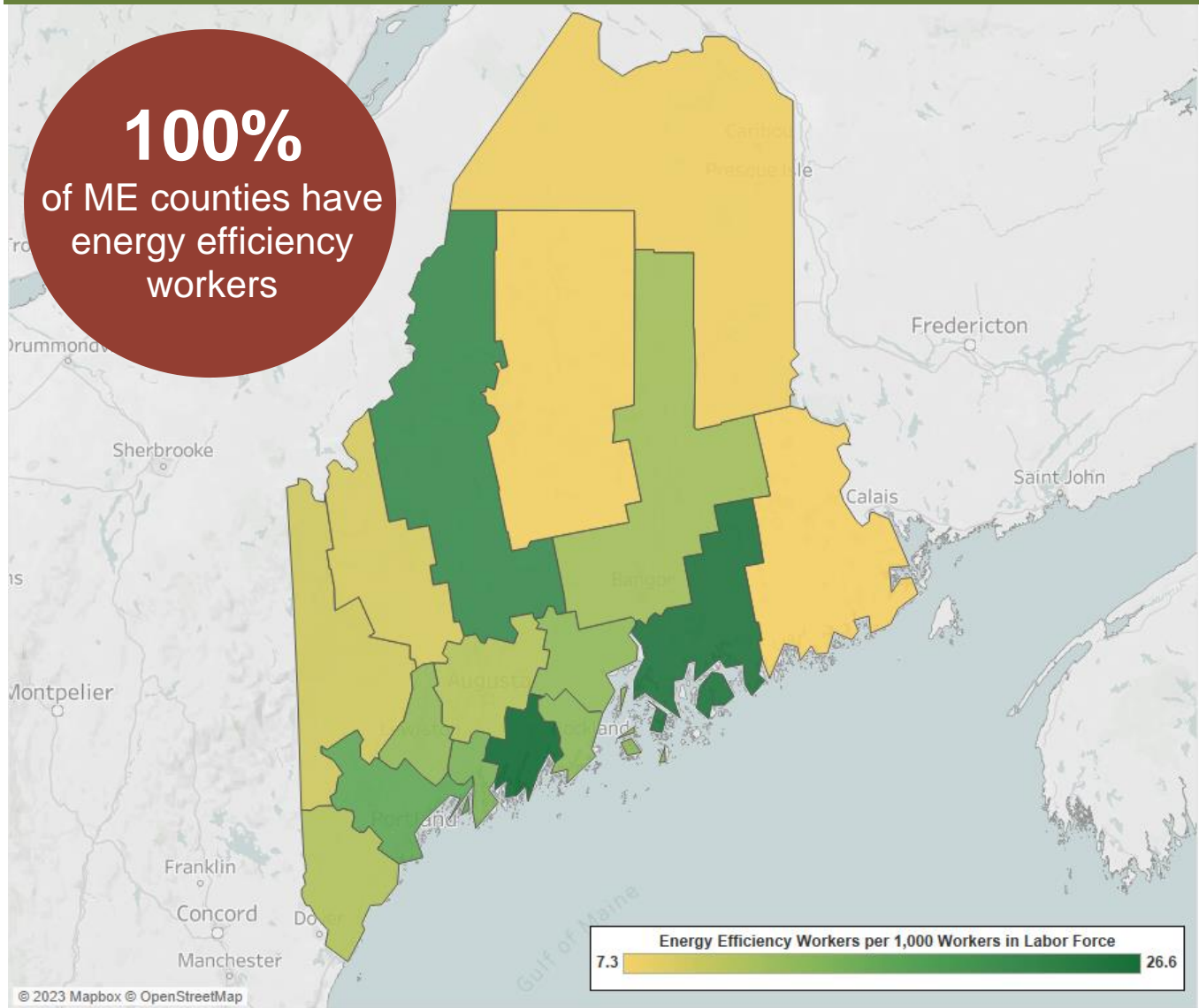
### Gender in the Maine EE Workforce



Note: The U.S. Bureau of Labor Statistics (BLS) only includes two genders in their survey. Non-binary gender data is missing from this document due to this limitation.

# Energy Efficiency Jobs are Everywhere

## EE Jobs by County



Congressional		Metropolitan Areas	
District	Jobs	Area	Jobs
1	5,012	Bangor	879
2	3,672	Lewiston-Auburn	642
		Portland- South Portland	4,223
		Rural	2,941

## State Upper House

District	Jobs	District	Jobs	District	Jobs	District	Jobs
1	138	11	545	21	171	31	189
2	216	12	309	22	178	32	393
3	221	13	294	23	236	33	223
4	146	14	476	24	368	34	136
5	429	15	26	25	493	35	276
6	189	16	178	26	63		
7	425	17	172	27	727		
8	169	18	218	28	<10		
9	50	19	203	29	343		
10	133	20	206	30	145		

## State Lower House

District	Jobs	District	Jobs	District	Jobs	District	Jobs
1	125	40	<10	79	38	118	31
2	24	41	<10	80	25	119	74
3	126	42	<10	81	114	120	<10
4	164	43	78	82	<10	121	29
5	61	44	<10	83	24	122	18
6	<10	45	138	84	19	123	20
7	<10	46	29	85	<10	124	<10
8	89	47	61	86	<10	125	<10
9	240	48	103	87	35	126	<10
10	59	49	130	88	13	127	<10
11	<10	50	<10	89	76	128	77
12	<10	51	89	90	117	129	45
13	28	52	<10	91	72	130	40
14	117	53	67	92	46	131	167
15	<10	54	64	93	86	132	<10
16	61	55	89	94	96	133	58
17	28	56	32	95	50	134	104
18	27	57	67	96	320	135	76
19	<10	58	169	97	87	136	72
20	63	59	<10	98	66	137	71
21	18	60	<10	99	21	138	31
22	66	61	<10	100	58	139	33
23	45	62	131	101	386	140	44
24	147	63	<10	102	58	141	43
25	<10	64	14	103	<10	142	<10
26	101	65	48	104	40	143	<10
27	290	66	22	105	27	144	75
28	135	67	<10	106	55	145	16
29	<10	68	49	107	64	146	55
30	36	69	82	108	59	147	62
31	<10	70	61	109	<10	148	27
32	<10	71	34	110	<10	149	<10
33	<10	72	38	111	<10	150	57
34	<10	73	49	112	105	151	<10
35	<10	74	38	113	42	152	<10
36	489	75	48	114	<10	153	<10
37	<10	76	69	115	27		
38	323	77	252	116	16		
39	<10	78	114	117	57		



E4TheFuture is dedicated to bringing clean, efficient energy home for every American and promotes energy solutions to advance climate protection and economic fairness. Visit [www.E4TheFuture.org](http://www.E4TheFuture.org).



E2 is a national, nonpartisan group of business leaders, investors and others who advocate for smart policies that are good for the environment and good for the economy. Visit [www.e2.org](http://www.e2.org).



BW Research Partnership is a full-service, economic and workforce research consulting firm with offices in Carlsbad, California and Wrentham, Massachusetts. It is the nation's leading provider of accurate, comprehensive energy and clean energy research studies. Visit [www.bwresearch.com](http://www.bwresearch.com).

Data Source: Except for county data on page 4, all data are from the U.S. Energy and Employment Report, June 2023, by the U.S. Department of Energy (see Appendix B for methodology details). This methodology -- adopted by the U.S. Dept. of Energy for its 2017 U.S. Energy and Employment Report, approved by the Office of Management and Budget and grounded on data collected by the Bureau of Labor Statistics -- provides the broadly accepted best accounting of all U.S. energy workers.

For questions on E4TheFuture analyses please email: [policy@e4thefuture.org](mailto:policy@e4thefuture.org)